

MAINE TURNPIKE AUTHORITY

ADDENDUM NO. 2

CONTRACT
2021.08

PORTLAND AREA WIDENING &
SAFETY IMPROVEMENTS
MILE 46.4 to MILE 49.3

The bid opening date is Thursday October 14, 2021 at 11:00 am.

The following changes are made to the Proposal, Specifications and Plans.

GENERAL

Intentionally left blank.

PROPOSAL

Proposal P-sheets are deleted in the entirety and replaced with attached P-sheets, labeled with (Revised 10/06/2021). Revisions reflect quantity changes for the addition of Underdrain Improvements noted under the Plans section, and one new item noted under Specifications Section, specifically these items. See Attached.

603.165 – 15 Inch Reinforced Concrete Pipe – Class III (quantity change)

603.28 – Concrete Collar (quantity change)

604.09 – Catch Basin Type B1 (quantity change)

604.248 – Catch Basin Type F6 (quantity change)

605.12 – 15 Inch Underdrain Type C (quantity change)

645.1241 – VMS Electrical Service (new item)

SPECIFICATIONS

- Special Provision 526 – Concrete Barrier
 - Special Provision 526 – Concrete Barrier is updated to add the requirement of installing seven (7) sections of existing new permanent concrete median barrier, currently stockpiled at the MTA Crosby Maintenance Yard. Page SP-81a is added. See Attached.

- Special Provision 645 – Highway Signing
 - Special Provision 645 – Highway Signing is updated to break out the electrical power supply items into a new pay item, 645.1241 – VMS Electrical Service. Pages SP-137a and 137b are added. See Attached

PLANS

- Plan sheet 1, Title sheet, shall be updated with the following “Pen and Ink” change: Add Sheet No. 377 Underdrain Improvements to the Index of Sheets.
- Plan sheet 2, Estimated Quantities (1 of 2), shall be updated with the following “Pen and Ink” changes: Revise the Total Quantity for each of the five (5) Bid Items noted in **Proposal** above so quantities match those in Proposal Sheets (Revised 10/06/2021) and add new Pay Item noted in **Proposal** above so it matches that in the Proposal Sheets (Revised 10/06/2021).
- Plan sheet 377, Underdrain Improvements, is added to the Plans.
 - A Type C underdrain installation is added to Contract 2021.08. The work is located between the Exit 45 southbound on-ramp and the Red Brook culvert crossing. See Attached.

QUESTIONS

The following are questions submitted to the Maine Turnpike Authority in writing. Answers to the questions are noted. Bidders shall utilize this information in preparing their bid.

Question 1: Who provides and installs the 15KV primary cables and transformer as shown on Sheets 8 & 9 of 13?

Answer: Contractor is responsible to provide and install all components required for a fully functioning system, including but not limited to the cables and coordination with CMP. CMP will supply the transformer.

ATTACHMENTS

- Addendum No. 2 (3 pages)
- Proposal (13 pages)
- Specifications (3 pages)
- Plans (1 pages)

Notes: The above items shall be considered as part of the bid submittal.

The total number of pages included with this addendum is 20 pages.

All bidders are requested to acknowledge the receipt of the Addendum No. 2 by signing below and faxing this sheet to Nathaniel Carll, Purchasing Department, Maine Turnpike Authority at 207-871-7739. Bidders are also required to acknowledge receipt of this Addendum No. 2 on Page P-15 of the bid package.

Business Name

Print Name and Title

Signature

Date

Very truly
yours,

MAINE TURNPIKE AUTHORITY

Nathaniel Carll
Purchasing Department
Maine Turnpike
Authority

**SCHEDULE OF BID PRICES
 CONTRACT NO. 2021.08
 PORTLAND AREA WIDENING AND SAFETY IMPROVEMENTS
 MM 46.4 TO 49.3**

Item No	Item Description	Units	Approx. Quantities	Unit Prices in Numbers		Bid Amount in Numbers	
				Dollars	Cents	Dollars	Cents
201.11	Clearing	Acre	2.9				
201.23	Removing Single Tree Top Only	Each	1				
201.24	Removing Stump	Each	1				
202.12	Removing Existing Structural Concrete	Cubic Yard	10				
202.15	Removing Existing Manhole or Catch Basin	Each	25				
202.202	Removing Pavement Surface	Square Yard	15,790				
202.206	Removing Rumble Strips	Linear Foot	2,000				
203.20	Common Excavation	Cubic Yard	129,500				
203.21	Rock Excavation	Cubic Yard	13,550				
203.25	Granular Borrow	Cubic Yard	22,550				
203.34	Lightweight Fill	Cubic Yard	470				

CARRIED FORWARD:

Item No	Item Description	Units	Approx. Quantities	Unit Prices in Numbers		Bid Amount in Numbers	
				Dollars	Cents	Dollars	Cents
BROUGHT FORWARD:							
304.10	Aggregate Subbase Course - Gravel	Cubic Yard	29,800				
304.14	Aggregate Base Course - Type A	Cubic Yard	16,450				
403.207	Hot Mix Asphalt, 19.0 mm Nominal Maximum Size	Ton	13,400				
403.2072	19.0mm Asphalt Rich Base HMA	Ton	12,850				
403.2081	Hot Mix Asphalt, 12.5 mm (Polymer Modified) – RAP	Ton	6,750				
403.213	Hot Mix Asphalt, 12.5 mm Nominal Maximum Size (Base and Intermediate Base Course)	Ton	4,510				
409.15	Bituminous Tack Coat RS1 or RS1h - Applied	Gallon	9,800				
419.30	Sawing Bituminous Pavement	Linear Foot	49,625				
470.08	Berm Dropoff Correction - Grindings	Ton	500				
502.5651	Flowable Concrete Fill	Cubic Yard	135				
502.57	Concrete Cap	Cubic Yard	15				
513.09	Slope Protection - Portland Cement Concrete	Square Yard	200				

CARRIED FORWARD:

Item No	Item Description	Units	Approx. Quantities	Unit Prices in Numbers		Bid Amount in Numbers	
				Dollars	Cents	Dollars	Cents
BROUGHT FORWARD:							
514.06	Curing Box for Concrete Cylinders	Each	1				
526.301	Temporary Concrete Barrier, Type I	Linear Foot	19,250				
526.306	Temporary Concrete Barrier, Type 1 - Supplied by Authority (8,000 LF)	Lump Sum	1				
526.352	Median Barrier - Type B (11,600 LF)	Lump Sum	1				
526.353	Median Barrier - Type C (400 LF)	Lump Sum	1				
526.354	Median Barrier - Type D (1,700 LF)	Lump Sum	1				
526.361	Bridge End Post Transition Barrier	Each	4				
526.362	Type C Transition Barrier	Each	2				
526.363	Type D Transition Barrier	Each	12				
526.364	OHSS Foundation Transition Barrier	Each	2				
527.341	Work Zone Crash Cushions - TL-3	Unit	27				
602.40	Pumped Grout Fill	Cubic Yard	11				

CARRIED FORWARD:

Item No	Item Description	Units	Approx. Quantities	Unit Prices in Numbers		Bid Amount in Numbers	
				Dollars	Cents	Dollars	Cents
BROUGHT FORWARD:							
603.155	12 inch Reinforced Concrete Pipe - Class III	Linear Foot	160				
603.159	12 Inch Culvert Pipe Option III	Linear Foot	270				
603.165	15 inch Reinforced Concrete Pipe - Class III	Linear Foot	328				
603.175	18 inch Reinforced Concrete Pipe - Class III	Linear Foot	770				
603.195	24 inch Reinforced Concrete Pipe - Class III	Linear Foot	580				
603.205	30 inch Reinforced Concrete Pipe - Class III	Linear Foot	410				
603.215	36 inch Reinforced Concrete Pipe - Class III	Linear Foot	30				
603.28	Concrete Collar	Each	9				
603.47	60 inch Reinforced Concrete Pipe - Class IV	Linear Foot	55				
604.09	Catch Basin Type B1	Each	12				
604.0961	60" Catch Basin Type B1	Each	5				
604.0971	72" Catch Basin Type B1	Each	1				

CARRIED FORWARD:

Item No	Item Description	Units	Approx. Quantities	Unit Prices in Numbers		Bid Amount in Numbers	
				Dollars	Cents	Dollars	Cents
BROUGHT FORWARD:							
604.18	Adjusting Manhole or Catch Basin to Grade	Each	10				
604.182	Cleaning Existing Catch Basin and Manhole	Each	12				
604.248	Catch Basin Type F6	Each	75				
604.26	Catch Basin Type B5	Each	12				
604.266	60" Catch Basin Type B5	Each	2				
604.40	Secure Catch Basin Grate	Each	6				
605.09	6 Inch Underdrain Type B	Linear Foot	6,700				
605.11	12 Inch Underdrain Type C	Linear Foot	5,300				
605.12	15 Inch Underdrain Type C	Linear Foot	1,640				
606.1301	31" W Beam Guardrail - Mid-way Splice (7' Steel Post, 8" Offset Blocks, Single Faced)	Linear Foot	5,200				
606.1307	31" W-Beam Guardrail - Mid-way Splice Flared Terminal	Each	8				
606.1351	31" W-Beam Guardrail - Mid-way Splice Terminal End - Anchored End	Each	4				

CARRIED FORWARD:

Item No	Item Description	Units	Approx. Quantities	Unit Prices in Numbers		Bid Amount in Numbers	
				Dollars	Cents	Dollars	Cents
BROUGHT FORWARD:							
606.353	Reflectorized Flexible Guardrail Marker	Each	12				
606.356	Underdrain Delineator Post	Each	31				
606.3561	Delineator Post-Remove and Reset	Each	117				
606.3631	Guardrail - Remove and Dispose	Linear Foot	21,050				
607.17	Chain Link Fence - 6 Foot	Linear Foot	100				
607.183	Chain Link Snow Fence	Linear Foot	192				
610.071	Stone Fill	Cubic Yard	470				
610.08	Plain Riprap	Cubic Yard	490				
610.18	Stone Ditch Protection	Cubic Yard	600				
610.181	Temporary Stone Check Dam	Cubic Yard	420				
613.319	Erosion Control Blanket	Square Yard	47,500				
615.07	Loam	Cubic Yard	10,300				

CARRIED FORWARD:

Item No	Item Description	Units	Approx. Quantities	Unit Prices in Numbers		Bid Amount in Numbers	
				Dollars	Cents	Dollars	Cents
BROUGHT FORWARD:							
618.14	Seeding Method Number 2	Unit	850				
619.1201	Mulch - Plan Quantity	Unit	850				
619.1202	Temporary Mulch	Lump Sum	1				
620.58	Erosion Control Geotextile	Square Yard	1,800				
626.122	Quazite Junction Box (18x11)	Each	65				
626.22	Non-metallic Conduit	Linear Foot	10,700				
626.31	18 Inch Diameter Foundation	Each	7				
626.32	24 Inch Diameter Foundation	Each	54				
626.33	30 Inch Diameter, 8 Feet or Less Foundation	Each	3				
626.332	30-Inch Diameter, Greater than 8-Feet Long, All 36 Inch and 42 Inch Diameter Foundations	Cubic Yard	51				
626.34	Overhead Sign Structure Foundation	Lump Sum	1				
626.38	Ground Mounted Cabinet Foundation	Each	1				

CARRIED FORWARD:

Item No	Item Description	Units	Approx. Quantities	Unit Prices in Numbers		Bid Amount in Numbers	
				Dollars	Cents	Dollars	Cents
BROUGHT FORWARD:							
627.712	White or Yellow Pavement Marking Line	Linear Foot	128,600				
627.73	Temporary 6 Inch Pavement Marking Tape	Linear Foot	2,000				
627.731	Temporary 6 Inch Black Pavement Marking Tape	Linear Foot	2,000				
627.77	Removing Existing Pavement Marking	Square Foot	35,100				
627.78	Temporary Pavement Marking Line, White or Yellow	Linear Foot	168,000				
629.05	Hand Labor, Straight Time	Hour	200				
631.12	All Purpose Excavator (Including Operator)	Hour	200				
631.13	Bulldozer (Including Operator)	Hour	200				
631.172	Truck-Large (Including Operator)	Hour	200				
631.22	Front End Loader (Including Operator)	Hour	200				
631.32	Culvert Cleaner (Including Operators)	Hour	74				
631.36	Foreman	Hour	200				

CARRIED FORWARD:

Item No	Item Description	Units	Approx. Quantities	Unit Prices in Numbers		Bid Amount in Numbers	
				Dollars	Cents	Dollars	Cents
BROUGHT FORWARD:							
634.160	Highway Lighting	Lump Sum	1				
634.208	Remove and Reset Light Standard	Each	41				
634.231	Conventional Light Standard With LED Fixture	Each	16				
645.1099	Remove and Dispose Sign	Each	58				
645.124	Removal, Disassembly and Relocation of VMS and Supporting Structure	Lump Sum	1				
645.1241	VMS Electrical Service	Lump Sum	1				
645.161	Breakaway Device Single Pole	Each	12				
645.162	Breakaway Device Multi Pole	Each	29				
645.251	Roadside Guide Sign, Type I	Square Foot	3,390				
645.271	Regulatory, Warning, Confirmation and Route Assembly Sign, Type I	Square Foot	290				
645.289	Steel H-Beam Poles	Pound	20,150				
645.501	Remove and Reset Mainline Sign No. 1	Each	1				

CARRIED FORWARD:

Item No	Item Description	Units	Approx. Quantities	Unit Prices in Numbers		Bid Amount in Numbers	
				Dollars	Cents	Dollars	Cents
BROUGHT FORWARD:							
645.502	Remove and Reset Mainline Sign No. 2	Each	1				
645.503	Remove and Reset Mainline Sign No. 3	Each	1				
645.504	Remove and Reset Mainline Sign No. 4	Each	1				
645.505	Remove and Reset Mainline Sign No. 5	Each	1				
645.506	Remove and Reset Mainline Sign No. 6	Each	1				
645.507	Remove and Reset Mainline Sign No. 7	Each	1				
645.509	Remove and Reset Mainline Sign No. 9	Each	1				
645.510	Remove and Reset Mainline Sign No. 10	Each	1				
645.511	Remove and Reset Mainline Sign No. 11	Each	1				
645.512	Remove and Reset Mainline Sign No. 12	Each	1				
645.513	Remove and Reset Mainline Sign No. 13	Each	1				
645.514	Remove and Reset Mainline Sign No. 14	Each	1				

CARRIED FORWARD:

Item No	Item Description	Units	Approx. Quantities	Unit Prices in Numbers		Bid Amount in Numbers	
				Dollars	Cents	Dollars	Cents
BROUGHT FORWARD:							
645.515	Remove and Reset Mainline Sign No. 15	Each	1				
645.516	Remove and Reset Mainline Sign No. 16	Each	1				
645.517	Remove and Reset Mainline Sign No. 17	Each	1				
645.518	Remove and Reset Mainline Sign No. 18	Each	1				
645.519	Remove and Reset Mainline Sign No. 19	Each	1				
645.520	Remove and Reset Mainline Sign No. 20	Each	1				
645.521	Remove and Reset Mainline Sign No. 21	Each	1				
645.522	Remove and Reset Mainline Sign No. 22	Each	1				
645.523	Remove and Reset Mainline Sign No. 23	Each	1				
645.524	Remove and Reset Mainline Sign No. 24	Each	1				
652.30	Flashing Arrow	Each	4				
652.312	Type III Barricades	Each	18				

CARRIED FORWARD:

Item No	Item Description	Units	Approx. Quantities	Unit Prices in Numbers		Bid Amount in Numbers	
				Dollars	Cents	Dollars	Cents
BROUGHT FORWARD:							
652.33	Drum	Each	500				
652.34	Cone	Each	200				
652.35	Construction Signs	Square Foot	4,300				
652.361	Maintenance of Traffic Control Devices	Lump Sum	1				
652.41	Portable-Changeable Message Sign	Each	6				
652.45	Truck Mounted Attenuator	Calendar Day	2,920				
652.452	Automated Trailer Mounted Speed Limit Sign	Each	5				
652.46	Temporary Portable Rumble Strip	Unit	36				
652.47	Sequential Flashing Warning Lights	Each	100				
656.50	Baled Hay, In Place	Each	20				
656.60	Temporary Berms	Linear Foot	200				
656.632	30 Inch Temporary Silt Fence	Linear Foot	23,400				

CARRIED FORWARD:

Item No	Item Description	Units	Approx. Quantities	Unit Prices in Numbers		Bid Amount in Numbers	
				Dollars	Cents	Dollars	Cents
BROUGHT FORWARD:							
659.10	Mobilization	Lump Sum	1				
TOTAL:							

SPECIAL PROVISION

SECTION 526

CONCRETE BARRIER

(Median Barrier – Type B)
(Median Barrier – Type C)
(Median Barrier – Type D)
(Bridge Endpost Transition Barrier)
(Type C Transition Barrier)
(Type D Transition Barrier)
(OHSS Foundation Transition Barrier)

526.01 Description

Add the following:

Contractor shall install seven (7) sections of existing new Median Barrier within the proposed Median Barrier – Type B required for this Contract. The sections are currently stockpiled at the MTA Crosby Maintenance Yard.

526.03 Construction Requirements

Add the following:

Existing new median barrier sections, stockpiled at Crosby Maintenance Yard, are 3'-5 1/2" tall and otherwise match all other dimensions noted for the Type B barrier. These sections shall be installed in locations where the northbound and southbound pavement elevations differ by less than 3/8". The contractor shall coordinate with the Resident to identify locations where these barrier sections can be installed.

526.04 Method of Measurement

Add the following:

Existing new permanent median barrier, stockpiled, and noted for incorporation into Contract 2021.08, shall be part of the Lump Sum, and estimated extended quantity, Bid Item 526.352 Median Barrier – Type B.

526.05 Basis of Payment

The following shall be added to the first paragraph:

The Contract Lump Sum price for Median Barrier – Types B shall also be full compensation for loading, transporting, and installing the existing new permanent median barrier stockpiled at Crosby Maintenance Yard.

SPECIAL PROVISION

SECTION 645

HIGHWAY SIGNING

(Removal, Disassembly and Relocation of VMS and Supporting Structure)

645.073 AC Power Systems

Delete the first paragraph and replace with the following:

The Contractor shall provide utility power systems to VMS systems as indicated in the Contract Documents; this item will be paid for separately under item 645.1241 as VMS Electrical Service (LS)

Add the following sub-section:

- d. The VMS Electrical Service Item will include all connections of the electrical power at Brighton Ave, the stub utility pole on the southwesterly quadrant of the Brighton Ave bridge, the GRMC conduit risers, all inground PVC power and spare conduits, all junction boxes, all wiring and cable, meter enclosure and disconnect, transformer pad, coordination with CMP for them to supply transformer, payment to CMP for the service until acceptance, as well as all incidentals needed to provide a functioning electrical service

645.08 Method of Measurement

Add the following:

The VMS Electrical Service will be measured by the lump sum and will include all connections of the electrical power at Brighton Ave, the stub utility pole on the southwesterly quadrant of the Brighton Ave bridge, the GRMC conduit risers, all inground PVC power and spare conduits, all junction boxes, all wiring and cable, meter enclosure and disconnect, transformer pad, coordination with CMP for them to supply transformer, payment to CMP for the service until acceptance, as well as all incidentals need to provide a functioning electrical service

645.09 Basis of Payment

Delete the sixth paragraph, beginning with “Furnishing installing utility power...” and replace with the following:

Furnishing and installing utility power, all utility connections, coordination with CMP for them to supply transformer, attachments, hardware, meters, disconnects, stub poles, transformer pad, associated cabling and all equipment required to install utilities associated with VMS installation shall be paid for under the Lump Sum Item 645.1241.

Add the following Pay Item

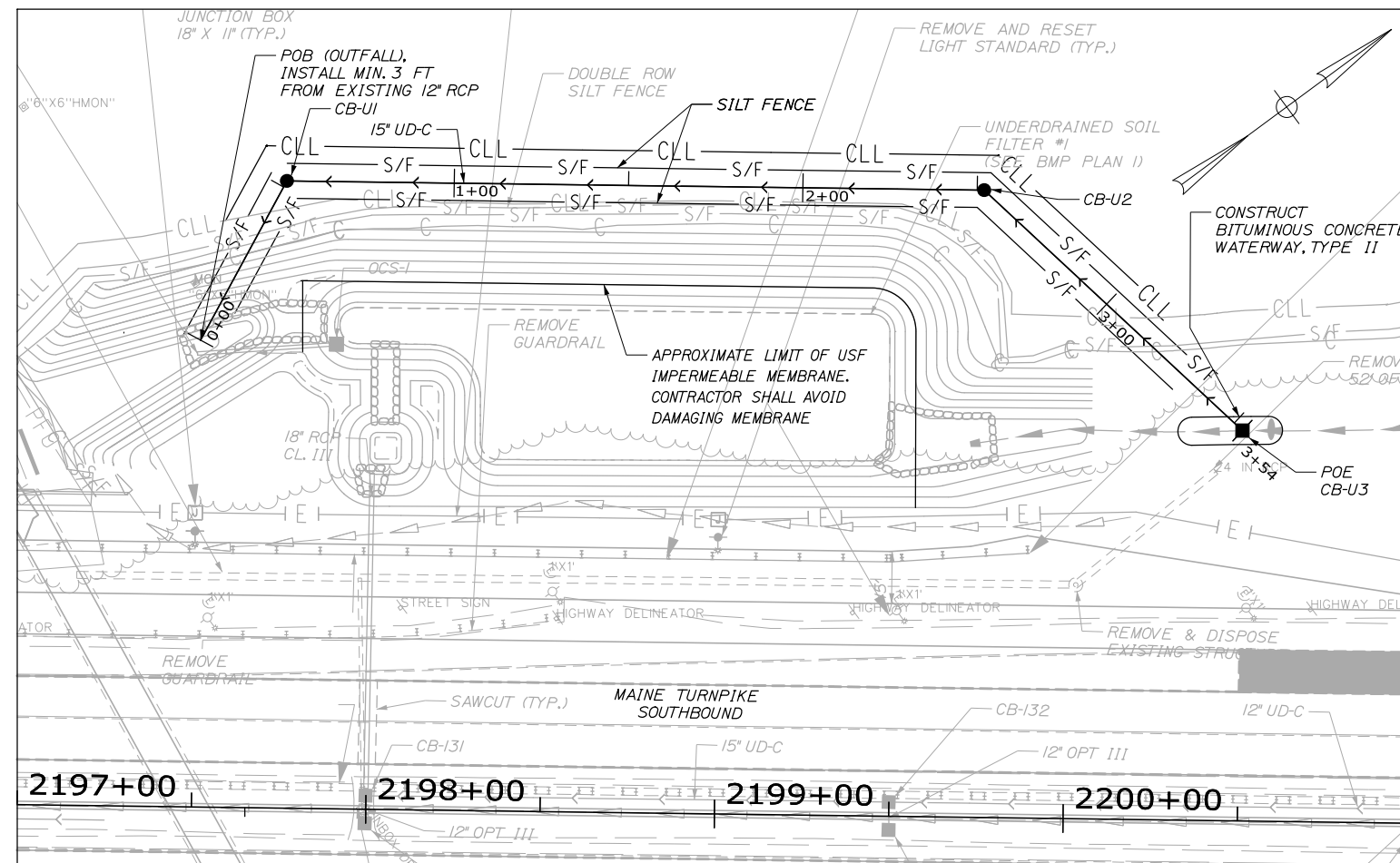
Pay Item

Pay Unit

645.1241 VMS Electrical Service

Lump Sum

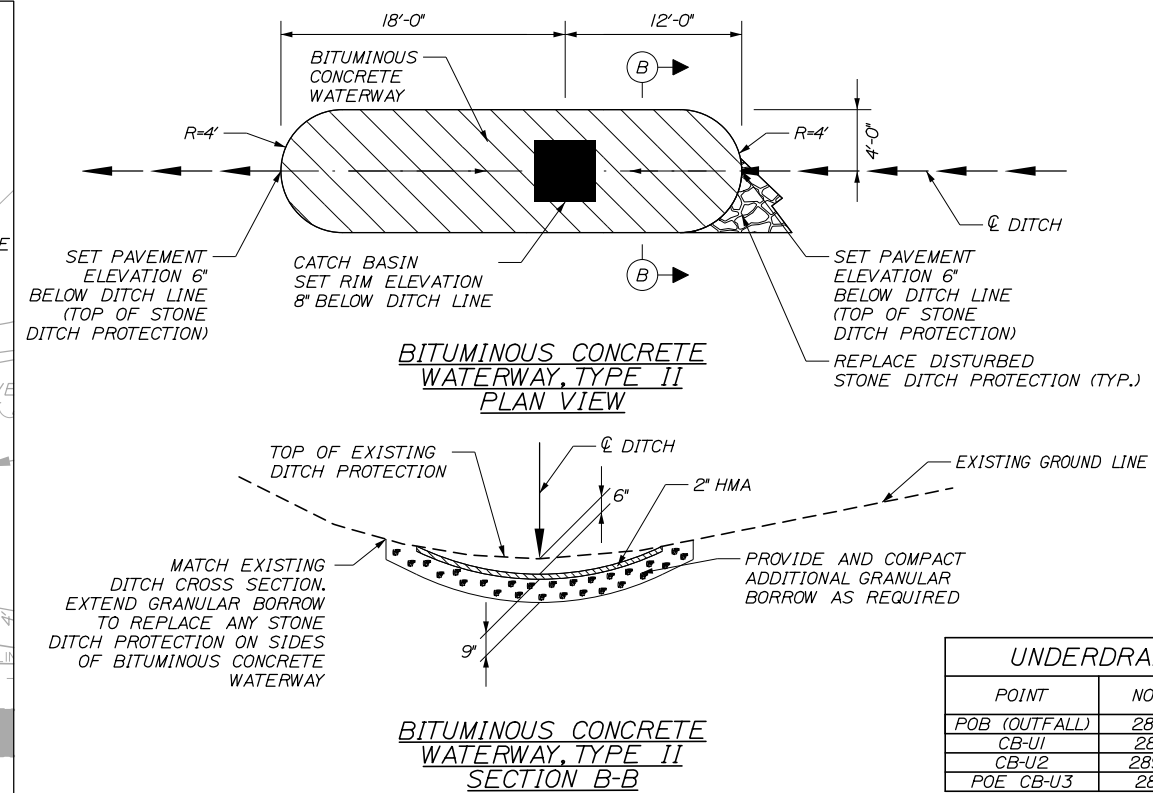
Date: 10/16/2021



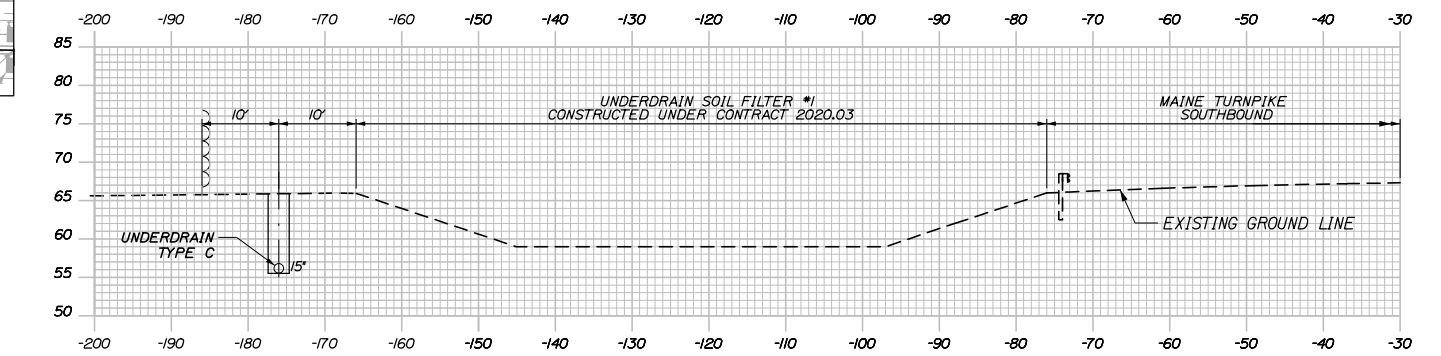
ITEM 2011 CLEARING
STA. 2197+60, 170' LT. TO STA. 2200+25, 145' LT.

UNDERDRAIN - PLAN

ITEM 656.632 30 INCH TEMPORARY SILT FENCE
STA. 2197+40, 135' LT. TO STA. 2200+40, 125' LT.



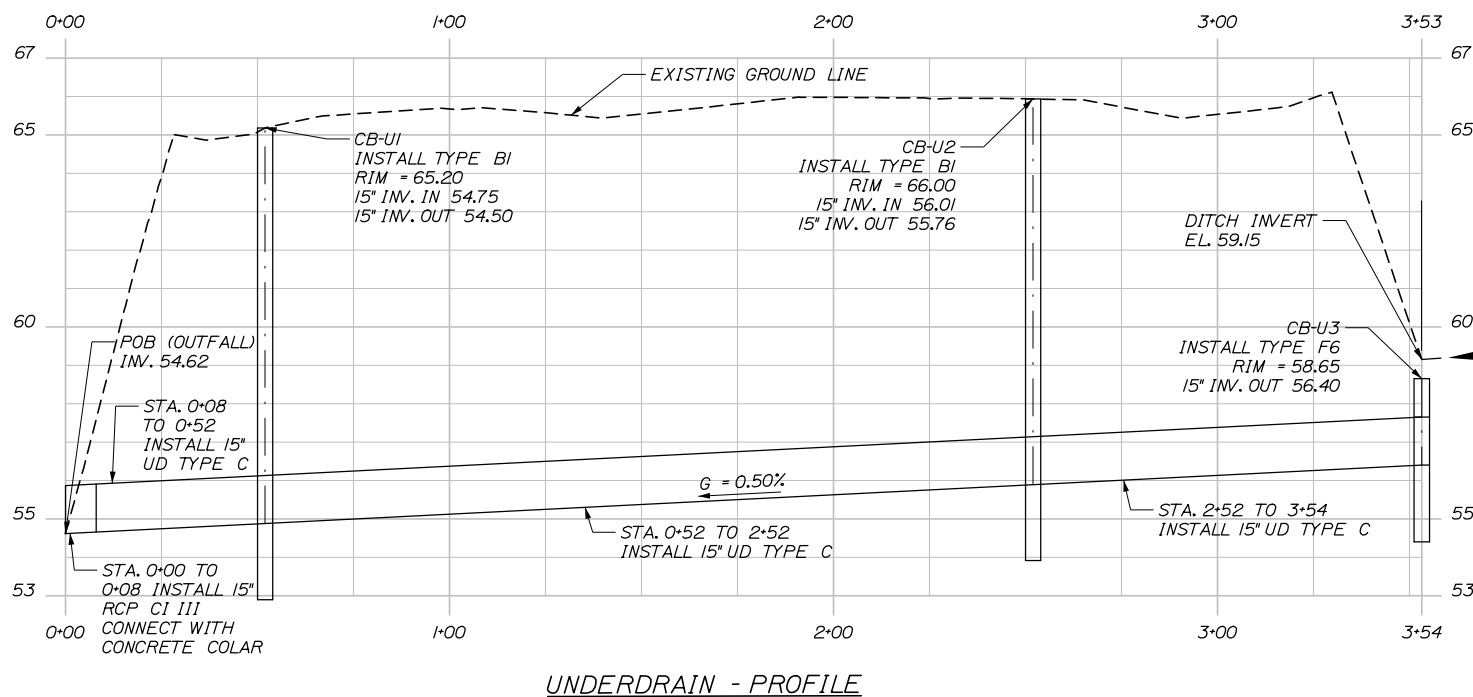
UNDERDRAIN ALIGNMENT		
POINT	NORTHING	EASTING
POB (OUTFALL)	289166.32	2904037.92
CB-U1	289213.41	2904015.91
CB-U2	289372.62	2904136.96
POE CB-U3	289391.16	2904236.49



UNDERDRAIN - TYPICAL SECTION

NOTES:

- CONTRACTOR SHALL COORDINATE WITH THE CONTRACT 2020.04 CONTRACTOR FOR SITE ACCESS. THESE IMPROVEMENTS ARE LOCATED ADJACENT TO THE EXIT 45 SOUTHBOUND ON-RAMP AND THE RED BROOK CROSSING.
- MAINTENANCE OF TRAFFIC IS ANTICIPATED TO REQUIRE A SINGLE MAINLINE LANE CLOSURE (RIGHT LANE) AND SHIFTING THE EXIT 45 SOUTHBOUND ON-RAMP LEFT INTO THE RIGHT LANE. COORDINATION WITH CONTRACT 2020.04 MOT IS REQUIRED. CONTRACTOR SHALL SUBMIT A TRAFFIC CONTROL PLAN WITH PROPOSED MOT DEVICES AT LEAST 30 DAYS PRIOR TO PROPOSED CONSTRUCTION FOR REVIEW AND APPROVAL PRIOR TO CONSTRUCTION
- CONTRACTOR SHALL NOT SPILL OR PLACE EXCAVATION IN THE USE.
- 15' UD-C TRENCH SHALL BE BACKFILLED WITH TYPE C UNDERDRAIN MATERIAL TO 3' FROM EXISTING GROUND SURFACE THEN REMAINDER SHALL BE GRANULAR MATERIAL EXCAVATED FROM TRENCH; PAYMENT INCIDENTAL TO THE UNDERDRAIN ITEM. REMAINING EXCAVATED MATERIAL SHALL BE GRADED ALONG TOP OF SLOPE THEN LOAMED, SEEDED AND MULCHED AS DIRECTED BY RESIDENT.
- BITUMINOUS CONCRETE WATERWAY SHALL BE DEPRESSED BELOW THE TOPLINE OF STONE DITCH PROTECTION. CB-U3 RIM ELEVATION SHALL BE SET 2" BELOW THE ENTERING AND EXITING ELEVATIONS OF THE BITUMINOUS CONCRETE WATERWAY.
- CONTRACTOR TO SUPPLY A 24" 9" X 3/8" STEEL PLATE WITH TWO SETS OF 1/2" STAINLESS STEEL U-BOLTS TO ALLOW FASTENING PLATE TO CB GRATE. PLATE SHALL HAVE SMOOTH EDGES AND PRE-DRILLED TO ACCEPT U-BOLTS AND FASTENING TO THE GRATE BARS THAT ARE PARALLEL TO DITCH FLOWLINE. PAYMENT FOR PLATE AND BOLTS TO BE INCIDENTAL TO SECTION 604 CATCH BASIN ITEMS.




UNDERDRAIN - PROFILE

Filename: PAW2_BASIN_Plan_XXX-V3.dgn

No.	Revision	By	Date

Designed by:			
HNTB			
CONSULTANT PROJECT MANAGER: Dale A. Mitchell, P.E.			
Designed	DM	10/21	Checked
Drawn	AZ	10/21	In Charge of
			TRC
			10/21

HNTB CORPORATION
340 County Road, Suite 6-C
Westbrook, ME 04092
TEL (207) 774-5155
FAX (207) 228-0909



**THE GOLD STAR
MEMORIAL HIGHWAY**

MTA PROJECT MANAGER: Ralph C. Norwood, IV, P.E., P.T.O.E.

PORTLAND AREA WIDENING &
SAFETY IMPROVEMENTS
MM 46.4 TO MM 49.3
UNDERDRAIN IMPROVEMENTS

Addendum #2
Page 20 of 20