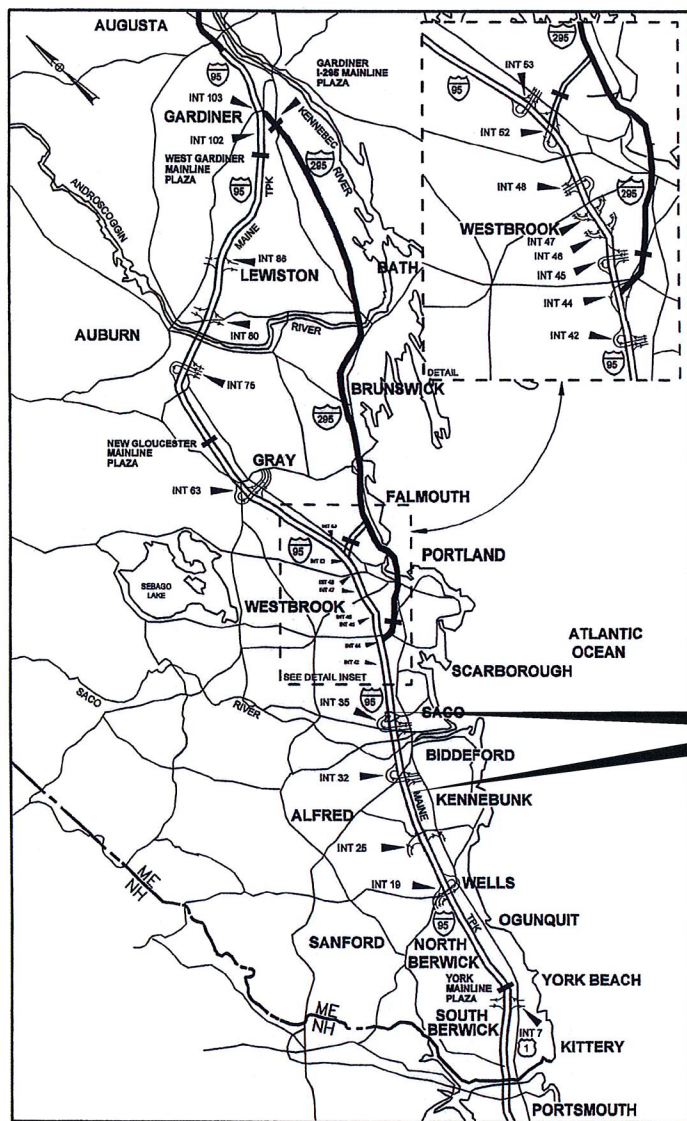


Date: 2/26/2021

Username:

Division: HIGHWAY

Filename: \\00\HIGHWAY\WSTA\001_Title.dgn



LOCATION MAP

CONTRACT 2021.01
PAVEMENT REHABILITATION
AND SAFETY IMPROVEMENTS
MM 30.0 TO MM 35.5



THE GOLD STAR
MEMORIAL HIGHWAY

MAINE TURNPIKE AUTHORITY

DANIEL E. WATHEN, CHAIR
ROBERT D. STONE, VICE CHAIR
MICHAEL J. CIANCHETTE, MEMBER
JANE L. LINCOLN, MEMBER
ANN R. ROBINSON, MEMBER
THOMAS J. ZUKE, MEMBER
BRUCE A. VAN NOTE, MEMBER EX-OFFICIO
S. PETER MILLS, EXECUTIVE DIRECTOR

CONTRACT 2021.01 PAVEMENT REHABILITATION AND SAFETY IMPROVEMENTS MM 30.0 TO MM 35.5

INDEX OF SHEETS	
SHEET NO.	DESCRIPTION
1	TITLE SHEET
2	SCHEDULE OF ITEMS
3	GENERAL & CONSTRUCTION NOTES
4-5	TYPICAL SECTIONS
6	DRAINAGE PATH DETAILS
7	BERM CORRECTIONS DETAILS
8	MEDIAN RESTORATION DETAILS
9	STREAM TYPICAL SECTION
10	LIGHTING DETAILS
11	MAINTENANCE OF TRAFFIC DETAILS
12-19	TRAFFIC CONTROL DETAILS
20-22	RAMP CONSTRUCTION TRAFFIC CONTROL DETAILS
23	RAMP CLOSURE DETAIL
24-26	SIGNING AND STRIPING PLANS
27-29	MOT SIGN SUMMARY
30	SIGN POLE SPACING DETAIL
31-32	LIGHTING PLANS
33	PAVEMENT MARKINGS
34	RAMP PAVEMENT MARKINGS
35-38	EXIT 32 PLANS & PROFILES
39	LIMITS OF DISTURBANCE PLANS
40-56	CROSS SECTIONS

CONTRACT 2021.01

APPROVED: MAINE TURNPIKE AUTHORITY

Peter S. Merfeld

PETER S. MERFELD, P.E.
CHIEF OPERATIONS OFFICER

3/1/21
DATE

Stephen R. Tartre

STEPHEN R. TARTRE, P.E.
DIRECTOR OF ENGINEERING AND BUILDING MAINTENANCE

3/1/21
DATE



TYLIN INTERNATIONAL

Shawn Davis

SHAWN R. DAVIS, P.E.
ENGINEER OF RECORD

2/26/2020
DATE

James Ferguson

JAMES FERGUSON
PROJECT MANAGER

2/26/2020
DATE

Date: 3/3/2021

ESTIMATED QUANTITIES			
ITEM NO.	ITEM	UNIT	TOTAL QUANTITY
201.11	CLEARING	AC	5.2
201.241	STUMP GRINDING	AC	5.1
202.15	REMOVE MANHOLE OR CATCH BASIN	EA	1
202.202	REMOVING PAVEMENT SURFACE	SY	242400
202.2026	REMOVING PAVEMENT SURFACE - DRAINAGE PATHS	SF	9600
202.205	RUMBLE STRIPS	EA	49000
203.20	COMMON EXCAVATION	CY	3900
203.24	COMMON BORROW	CY	350
203.25	GRANULAR BORROW	CY	2000
203.33	SPECIAL FILL	CY	220
211.50	MEDIAN RESTORATION	LF	21150
304.10	AGGREGATE SUBBASE COURSE GRAVEL	CY	900
304.14	AGGREGATE BASE COURSE GRAVEL - TYPE A	CY	1300
403.207	HOT MIX ASPHALT - 19 MM	T	770
403.2081	HOT MIX ASPHALT - 12.5 MM (POLYMER MODIFIED)	T	23780
403.2084	HOT MIX ASPHALT - 12.5 MM SIDEWALKS, ISLANDS, DRIVES, INC.	T	10
403.211	HOT MIX ASPHALT (SHIMMING)	T	300
403.213	HOT MIX ASPHALT - 12.5 MM BASE	T	740
409.152	BITUMINOUS TACK COAT TRACKLESS, APPLIED	G	15490
419.30	SAWING BITUMINOUS PAVEMENT	LF	11860
424.323	ASPHALT RUBBER MASTIC CRACK SEALER	LB	29500
470.08	BERM DROP OFF CORRECTION - GRINDINGS	T	275
470.081	BERM CORRECTION	LF	15000
511.07	COFFERDAM; UPSTREAM	LS	1
511.07	COFFERDAM; DOWNSTREAM	LS	1
526.306	TEMP. CONCRETE BARRIER TYPE I, SUPPLIED BY AUTHORITY	LS	1
527.341	WORK ZONE CRASH CUSHION - TL-3	EA	1
603.155	12" RCP CLASS III	LF	73
603.175	18" RCP CLASS III	LF	28
603.28	CONCRETE COLLAR	EA	4
604.09	CATCH BASIN TYPE BI	EA	1
604.182	CLEAN EXISTING CATCH BASIN AND MANHOLE	EA	30
604.184	REBUILD CATCH BASIN TO GRADE - TYPE II	EA	2
606.178	GUARDRAIL BEAM	LF	400
606.278	TERMINAL END - ANCHORED END	EA	11
606.352	REFLECTORIZED BEAM GUARDRAIL DELINEATORS	EA	100
606.353	DELINEATOR POST	EA	9
606.3561	DELINEATOR POST - REMOVE AND RESET	EA	19
606.3621	GUARDRAIL ADJUST, SINGLE RAIL	LF	19500
606.3622	GUARDRAIL ADJUST, DOUBLE RAIL	LF	35150
606.471	SINGLE OFFSET BLOCK - W-BEAM	EA	250
606.48	SINGLE GALVANIZED STEEL POST	EA	10
610.08	PLAIN RIPRAP	CY	350
610.2123	STREAMBED LOG FEATURES	EA	4
613.319	EROSION CONTROL BLANKET	SY	18050
615.07	LOAM	CY	710
618.14	SEEDING METHOD NUMBER 2	UN	365
618.143	SPECIAL SEEDING	UN	10
619.1201	MULCH	UN	375
619.1202	TEMPORARY MULCH	LS	1
620.58	EROSION CONTROL GEOTEXTILE	SY	810
626.122	QUAZITE JUNCTION BOX	EA	6
626.22	NON - METALLIC CONDUIT	LF	1350
626.32	24 INCH DIAMETER FOUNDATION	EA	4
627.73	TEMPORARY PAVEMENT MARKING TAPE	LF	7920
627.78	TEMPORARY PAVEMENT MARKING LINE, WHITE OR YELLOW	LF	204000
627.812	TEMPORARY RAISED PAVEMENT MARKERS	EA	10200
627.94	PAVEMENT MARKING TAPE	LF	4200
629.05	HAND LABOR, STRAIGHT TIME	HR	40

ESTIMATED QUANTITIES			
ITEM NO.	ITEM	UNIT	TOTAL QUANTITY
631.12	ALL PURPOSE EXCAVATOR (INCLUDING OPERATOR)	HR	25
631.133	SKID STEER (INCLUDING OPERATOR)	HR	20
631.172	TRUCK - LARGE (INCLUDING OPERATOR)	HR	25
631.32	CULVERT CLEANER (INCLUDING OPERATOR)	HR	10
631.36	FOREMAN	HR	25
634.208	REMOVE AND RESET LIGHT STANDARDS	EA	4
645.271	REG WARN CONF RTE SIGNS TYPE I	SF	12
645.501	REMOVE AND RESET MAINLINE SIGN NUMBER 1	LS	1
652.30	FLASHING ARROW BOARD	EA	9
652.331	DRUM	LS	1
652.35	CONSTRUCTION SIGNS	SF	3650
652.361	MAINTENANCE OF TRAFFIC CONTROL DEVICES	LS	1
652.41	PORTABLE - CHANGEABLE MESSAGE SIGN	EA	6
652.45	TRUCK MOUNTED ATTENUATOR	CD	134
652.452	AUTOMATED TRAILER MOUNTED SPEED LIMIT SIGN	EA	2
656.50	BALED HAY, IN PLACE	EA	240
656.60	TEMPORARY BERMS	LF	1400
656.632	30 INCH TEMPORARY SILT FENCE	LF	1400
659.10	MOBILIZATION	LS	1
830.103	WATERLINE STREAM CROSSING	LS	1

Filename: ... \MSTA\002 - Schedule of Items.dgn

Scale: NOT TO SCALE

No.	Revision	By	Date

Designed by:

TYLIN INTERNATIONAL

CONSULTANT PROJECT MANAGER: Jim Ferguson

	By	Date		By	Date
Designed	TWA	10/2020	Checked	JOF	12/2020
Drawn	TWA	10/2020	In Charge of	JOF	11/2020

T.Y. Lin International
 12 Northbrook Drive
 Building A, Suite One
 Falmouth, Maine 04105
 TEL: (207) 781-4721
 FAX: (207) 781-4753

MAINE TURNPIKE

THE GOLD STAR MEMORIAL HIGHWAY

MTA PROJECT MANAGER: Ralph C. Norwood, IV

PAVEMENT REHABILITATION AND SAFETY IMPROVEMENTS MM 30.0 TO 35.5

SCHEDULE OF ITEMS

SHEET NUMBER: C-1

CONTRACT: 2021.01

2 OF 56

CONSTRUCTION NOTES:

ITEM 201.11 - CLEARING

STATION TO STATION
1752-50 1776-00

ADDITIONAL CLEARING NEAR THE SACO RIVER BRIDGE, AS SHOWN IN APPENDIX B OF THE CONTRACT DOCUMENT

202.15 - REMOVE MANHOLE OR CATCH BASIN

RAMP STATION OFFSET
20-82 7.7' LT

ITEM 419.30 - SAWING BITUMINOUS PAVEMENT

STATION TO	STATION	STATION TO	STATION
11-65	25-25	1660-50	1661-75
1464-00	1466-00	1660-75	1661-25
1502-75	1504-50	1697-50	1700-75
1503-50	1504-50	1703-50	1708-50
1512-25	1512-75	1703-50	1722-90
1570-00	1573-75	1775-25	1779-00
1588-25	1593-25	1777-25	1779-00
1591-00	1593-25		

*FOR SAW CUTTING ASSOCIATED WITH THE EXIT 32 DECELERATION LANE, SEE OFFSET TABLE IN THE TYPICALS

603.155 - 12" RCP CLASS III

RAMP STATION
18-85 RT
20-83 CONNECTED TO PROPOSED BASIN AND OUTLETTED
24-83 RT

603.175 - 18" RCP CLASS III

RAMP STATION
15-89 RT

603.28 - CONCRETE COLLAR

RAMP STATION OFFSET
15-89 RT
18-85 RT
20-83 9.0' LT
24-83 RT

604.09 - CATCH BASIN TYPE B1

RAMP STATION OFFSET
20-75 RT

604.184 - REBUILD CATCH BASIN TO GRADE - TYPE II

STATION LOCATION
1623-60 MEDIAN
1624-60 MEDIAN

606.278 - TERMINAL END - ANCHORED END

STATION	DIRECTION	STATION	DIRECTION	RAMP STATION
1513-72	SB	1592-78	NB	11-00 RT
1515-39	NB	1623-21	SB	
1527-35	SB	1624-62	NB	
1528-89	NB	1676-96	SB	
1591-25	SB	1678-49	NB	

ITEM 606.3621 - GUARDRAIL ADJUST, SINGLE RAIL

NORTHBOUND		SOUTHBOUND		MEDIAN	
STATION TO	STATION	STATION TO	STATION	STATION TO	STATION DIRECTION
1467-48	1471-38	1471-85	1468-00	1513-75	1515-39 NB
1486-83	1502-83	1494-96	1491-48	1527-35	1528-74 SB
1583-18	1586-17	1561-71	1557-30	1527-49	1528-89 NB
1593-67	1600-45	1587-27	1581-83	1591-25	1592-76 SB
1607-40	1624-44	1599-81	1593-03	1491-38	1592-78 NB
1629-40	1633-90	1615-41	1606-79	1607-12	1611-00 NB
1652-45	1655-70	1637-19	1619-85	1607-12	1611-00 SB
		1658-25	1655-25	1623-21	1624-17 SB
		1703-07	1697-50	1622-71	1624-62 NB
				1676-96	1678-10 SB
				1677-38	1678-49 NB

ITEM 606.3622 - GUARDRAIL ADJUST, DOUBLE RAIL

STATION TO	STATION
1466-38	1513-75
1525-00	1527-50
1528-75	1591-75
1593-25	1601-00
1611-50	1623-75
1624-25	1677-38
1703-50	1722-00

*SECTIONS OF THRIE BEAM EXIST THAT REQUIRE ADJUSTMENT AND ARE INCLUDED AS PART OF THIS PAY ITEM

610.08 - PLAIN RIP RAP

STATION TO	STATION	DIRECTION	OFFSET
1608-50	1609-20	NB	RT
1611-25	1611-90	NB	LT

RAMP STATION LOCATION
15-89 PIPE EXTENSION
18-85 PIPE EXTENSION
20-83 PIPE EXTENSION
24-83 PIPE EXTENSION

GENERAL NOTES:

- ALL WORK SHALL CONFORM TO THE 2014 MAINE DEPARTMENT OF TRANSPORTATION STANDARD SPECIFICATIONS FOR HIGHWAY AND BRIDGES, EXCEPT AS MODIFIED BY THE MAINE TURNPIKE AUTHORITY'S SUPPLEMENTAL SPECIFICATIONS AND SPECIAL PROVISIONS.
- THE CONTRACTOR IS REQUIRED TO CALL DIG SAFE AT 1-888-344-7233 AT LEAST 72 HOURS PRIOR TO START OF WORK.
- THE CONTRACTOR SHALL NOTIFY THE RESIDENT 10 DAYS PRIOR TO CONSTRUCTION SO THE RESIDENT CAN ARRANGE FOR MAINE TURNPIKE UNDERGROUND UTILITY LOCATION. ALL PROPOSED SIGN LOCATIONS AND EXCAVATION LOCATIONS SHALL BE MARKED AT THE NOTIFICATION TIME. EXCAVATING WILL NOT BE PERMITTED UNTIL THE AUTHORITY HAS LOCATED AND MARKED ITS UNDERGROUND UTILITIES, OR NOTIFIED THE RESIDENT THERE ARE NO UNDERGROUND UTILITIES IN THE MARKED AREAS.

THE AUTHORITY HAS PROGRAMMED TWO FIELD VISITS FOR MAINE TURNPIKE UTILITY COORDINATION ON THIS PROJECT. SHOULD THE CONTRACTOR NEED ADDITIONAL SIGN LOCATIONS AND/OR ADDITIONAL EXCAVATION LOCATIONS MARKED, OR SHOULD THE CONTRACTOR FAIL TO MAINTAIN THE AUTHORITY'S PREVIOUSLY ESTABLISHED DIG SMART MARKS, THE AUTHORITY SHALL DEDUCT THE ADDED MARKING COSTS FROM THE CONTRACTOR'S PAYMENTS.
- EXCAVATIONS ACCOMPLISHED AS PART OF THIS PROJECT SHALL BE CONSTRUCTED IN ACCORDANCE WITH OSHA SUBPART P OF 29 CFR PART 1926.650-652 (CONSTRUCTION STANDARDS FOR EXCAVATIONS).
- ALL STANDARD DETAILS SHALL BE IN CONFORMANCE WITH MAINE DEPARTMENT OF TRANSPORTATION (MAINE DOT) STANDARD DETAILS HIGHWAY AND BRIDGES 2014 LATEST REVISIONS AND MAINE DOT BEST MANAGEMENT PRACTICES FOR EROSION AND SEDIMENT CONTROL LATEST REVISION UNLESS OTHERWISE INCLUDED IN THESE PLANS.
- COMMON BORROW SHALL BE COMPACTED TO 90% OF ITS MAXIMUM DRY DENSITY AS DETERMINED BY THE MODIFIED PROCTOR. GRANULAR BORROW AND AGGREGATE SHALL BE COMPACTED TO 95% OF THEIR MAXIMUM DRY DENSITY AS DETERMINED BY THE MODIFIED PROCTOR.
- ALL STATIONS ARE APPROXIMATE. LOCATIONS TO BE FINALIZED IN FIELD BY RESIDENT.
- CROSSOVERS AT MM 31.1 AND MM 34.1 WILL BE MILLED AND FILLED 1.75". THE HMA PAY ITEM FOR THIS WORK IS 403.2081.

DRAINAGE NOTES:

- NO EXISTING DRAINAGE SHALL BE ABANDONED, REMOVED OR PLUGGED WITHOUT APPROVAL OF THE RESIDENT.

EROSION CONTROL:

- ADDITIONAL MEASURES MAY BE PROPOSED BY THE CONTRACTOR DUE TO SITE OR WEATHER CONDITIONS. THE RESIDENT MAY DIRECT THE CONTRACTOR TO IMPLEMENT ADDITIONAL MEASURES. ANY ADDITIONAL MEASURES APPROVED BY THE RESIDENT WILL BE MEASURED FOR PAYMENT.
- ALL TEMPORARY EROSION CONTROL DEVICES SHALL BE INSTALLED IN ACCORDANCE WITH THE MAINE DEPARTMENT OF TRANSPORTATION BEST MANAGEMENT PRACTICES.

Date: 3/13/2021

Filename: ... \003_general & construction_notes.dgn

Scale: NOT TO SCALE

No.	Revision	By	Date


Designed by:

TYLIN INTERNATIONAL

CONSULTANT PROJECT MANAGER: Jim Ferguson

	By	Date	By	Date	
Designed	TWA	10/2020	Checked	JOF	12/2020
Drawn	TWA	10/2020	In Charge of	JOF	11/2020

T.Y. Lin International
12 Northbrook Drive
Building A, Suite One
Falmouth, Maine 04105
TEL: (207) 781-4721
FAX: (207) 781-4753



THE GOLD STAR MEMORIAL HIGHWAY

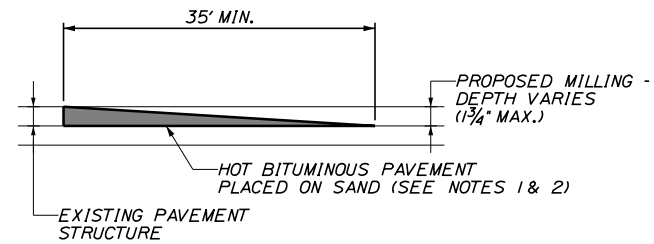
MTA PROJECT MANAGER: Ralph C. Norwood, IV

PAVEMENT REHABILITATION AND SAFETY IMPROVEMENTS MM 30.0 TO 35.5

GENERAL & CONSTRUCTION NOTES

SHEET NUMBER: C-2
CONTRACT: 2021.01
3 OF 56

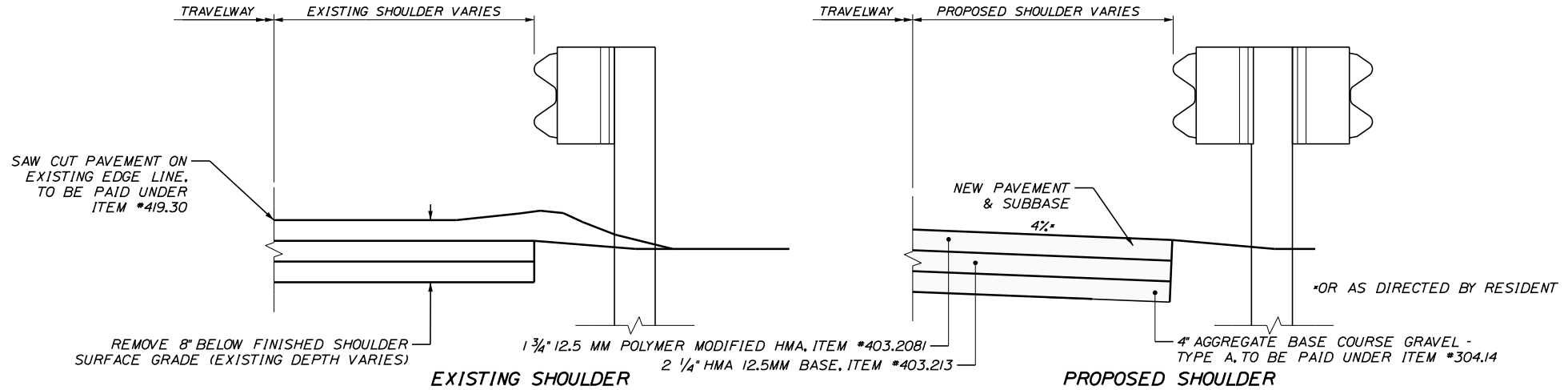
Date: 3/3/2021



TEMPORARY BITUMINOUS RAMP
NOT TO SCALE

NOTES:

- HOT MIX ASPHALT FOR TEMPORARY RAMPS WILL NOT BE MEASURED FOR PAYMENT, BUT SHALL BE INCIDENTAL TO ITEM 403.2081.
- REMOVAL OF TEMP. BITUMINOUS RAMPS WILL NOT BE MEASURED FOR PAYMENT, BUT SHALL BE INCIDENTAL TO ITEM 403.2081.

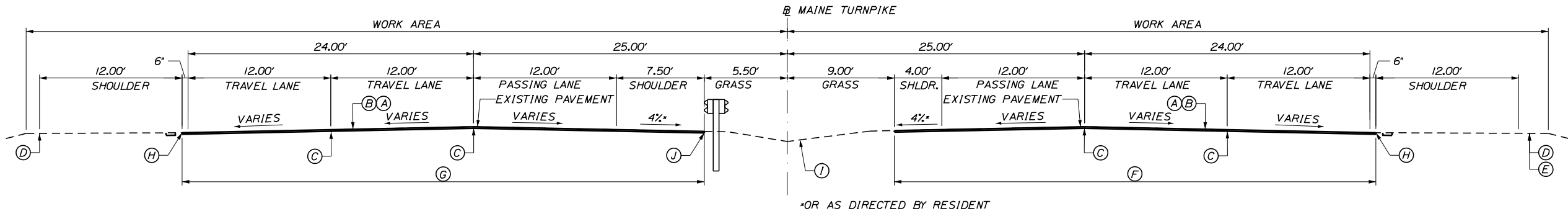


MEDIAN SHOULDER RECONSTRUCTION

STATION TO	STATION	DIRECTION	STATION TO	STATION	DIRECTION
1464+00	1466+00	SB	1660+50	1661+75	SB
1502+75	1504+50	SB	1660+75	1661+25	NB
1503+50	1504+50	NB	1697+50	1700+75	SB
1512+25	1512+75	SB	1703+50	1708+50	SB
1570+00	1573+75	SB	1703+50	1722+90	NB
1588+25	1593+25	NB	1775+25	1779+00	SB
1591+00	1593+25	SB	1777+25	1779+00	NB

NOTES:

- OTHER LOCATIONS NB & SB TO BE DETERMINED BY RESIDENT AFTER MILLING OF SHOULDER HAS OCCURRED.
- SURFACE PAVEMENT SHALL BE COMPLETED AT SAME TIME AS OTHER MAIN LINE SHOULDER PAVING.
- ITEM 403.213 SHALL BE MACHINE PLACED.



PAVEMENT LEGEND:

- (A) = 1 3/4" HOT MIX ASPHALT 12.5 mm NOMINAL MAXIMUM SIZE (POLYMER MODIFIED).
- (B) = MILLING DEPTH VARIES TO ACHIEVE A 1 3/4" DEPTH AT THE EDGES OF LANE BEING MILLED.
- (C) = DOUBLE LAYER OF TACK ON NOTCHED WEDGE
- (D) = BERM DROPOFF CORRECTION - GRINDINGS (SEE DETAIL A, SHEET P-6).
- (E) = BERM DROPOFF CORRECTION - GRINDINGS (SEE DETAIL B, SHEET P-6).
- (F) = LIMITS OF MILL AND FILL (40'-6").
- (G) = WHEN MEDIAN GUARDRAIL IS ADJACENT TO THE SHOULDER, MILL TO FACE OF RAIL, OR EDGE OF PAVEMENT, WHICHEVER IS THE LESSER OFFSET
- (H) = A COATING OF HOT RUBBERIZED ASPHALT (ASTM D6690 TYPE IV) SHALL BE APPLIED AT THE TOP SURFACE LIFT TO ALL TRANSVERSE BUTT JOINTS AND LONGITUDINAL JOINTS EXCEPT WHERE THE NOTCHED WEDGE IS USED. INCIDENTAL TO ITEM 403.2081
- (I) = MEDIAN RESTORATION/REHABILITATION (SEE DETAIL SHEET P-7)
- (J) = PAVE TO FACE OF BEAM

PAVEMENT MILL & FILL

NOT TO SCALE

STATION TO	STATION	DIRECTION
1463+00	1722+00	NB
1463+00	1709+00	SB

NOTE:

- SHOULDER SHALL BE PAVED TO THE FACE OF GUARDRAIL BEAM.
- CONTRACTOR SHALL STRING EACH OF THE NORTHBOUND AND SOUTHBOUND APPROACHING AND DEPARTING LANES TO THE SACO BRIDGE IN ADVANCED OF MILLING AND PAVING OPERATIONS. THIS WORK SHALL BE COMPLETED BY CONTRACTOR'S PERSONNEL EXPERIENCED IN STRINGING BRIDGE APPROACHING AND DEPARTING LANES. THE CONTRACTOR SHALL PROVIDE ADVANCED NOTICE TO THE AUTHORITY'S RESIDENT ENGINEER SO THAT THEY CAN BE PRESENT.

Filename: ...004-005_Typical_Sections.dgn

Scale: AS NOTED

No.	Revision	By	Date

Designed by:

TYLIN INTERNATIONAL

CONSULTANT PROJECT MANAGER: Jim Ferguson

	By	Date		By	Date
Designed	SRD	2/2021	Checked		
Drawn	TWA	11/2020	In Charge of	JOF	11/2020

T.Y. Lin International
12 Northbrook Drive
Building A, Suite One
Falmouth, Maine 04105
TEL: (207) 781-4721
FAX: (207) 781-4753

MAINE TURNPIKE

THE GOLD STAR MEMORIAL HIGHWAY

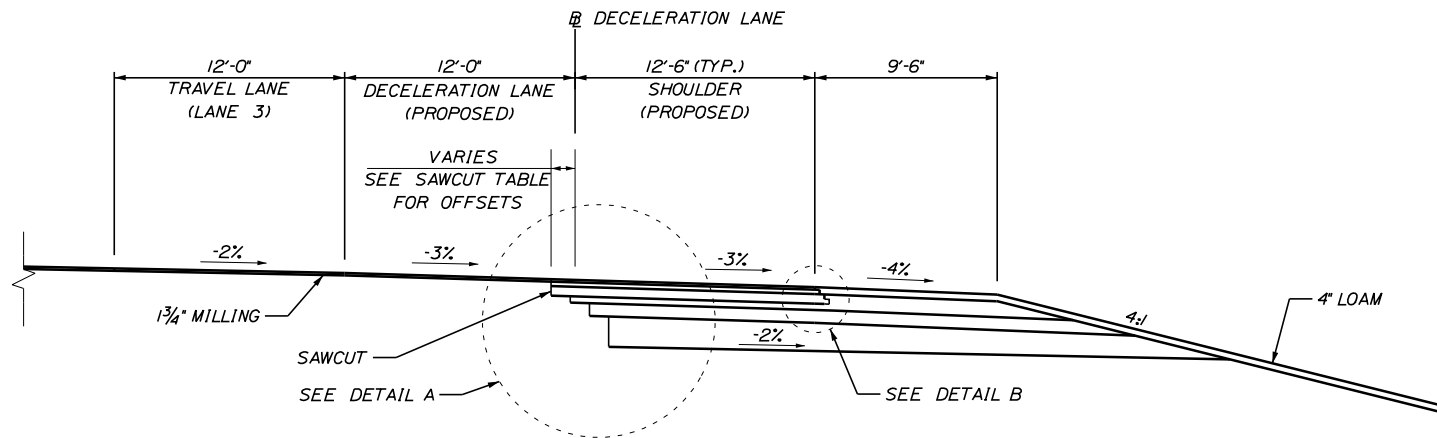
MTA PROJECT MANAGER: Ralph C. Norwood, IV

PAVEMENT REHABILITATION AND SAFETY IMPROVEMENTS MM 30.0 TO 35.5

TYPICAL SECTIONS
SHEET 1 OF 2

SHEET NUMBER: D-1
CONTRACT: 2021.01
4 OF 56

Date: 3/3/2021

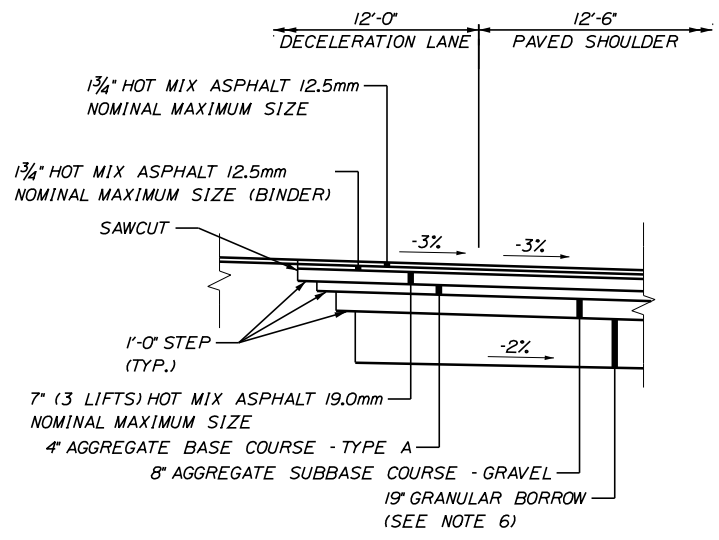


DECELERATION LANE

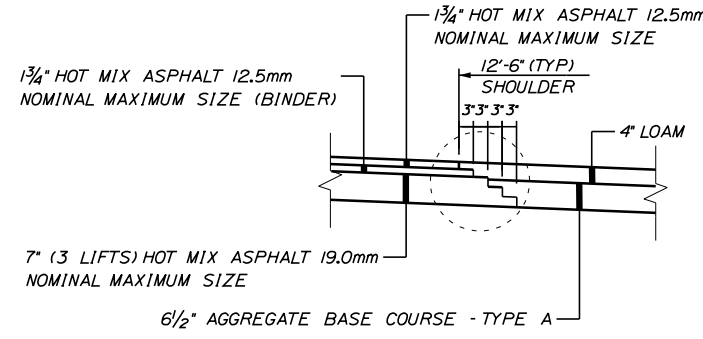
NOT TO SCALE

STATION TO STATION
11+59 24+50

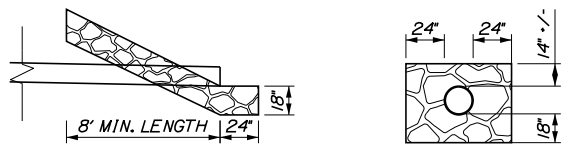
BITUMINOUS SAWCUT OFFSET FROM RAMP BASELINE	
STATION	OFFSET (FT)
12+00	6.96
12+50	4.52
13+00	2.59
13+50	1.01
14+00	-0.02
14+50	-0.18
15+00	-0.05
15+50	-0.33
16+00	-0.50
16+50	-0.46
17+00	-0.73
17+50	-1.08
18+00	-1.41
18+50	-1.75
19+00	-2.34
19+50	-2.65
20+00	-2.96
20+50	-3.23
21+00	-2.59
21+50	-2.21
22+00	FOLLOW BASELINE
25+25	SQUARE OFF PERP.



DETAIL A



DETAIL B



PIPE ENDS RIPRAP DETAIL

NOTES:

1. BITUMINOUS TACK COAT IS REQUIRED BETWEEN ALL LIFTS OF PAVEMENT. BITUMINOUS TACK COAT IS REQUIRED ON ALL EXISTING PAVED OR MILLED SURFACES PRIOR TO PLACING PROPOSED PAVEMENT.
2. CROWNS FOR ALL COURSES OF PAVEMENT SHALL BE STRAIGHT.
3. PAVEMENT DEPTHS AS SHOWN ON THE PLAN ARE INTENDED TO BE NOMINAL.
4. MILLED SURFACE SHALL BE CRACK SEALED AFTER MILLING TO BE PAID FOR UNDER ITEM 424.323.
5. THE MATCH ELEVATION AT THE SAWCUT SHALL BE THE CONTROLLING ELEVATION FOR DECELERATION LANE CONSTRUCTION.
6. GRANULAR BORROW SHALL MEET GRADATION OF GRANULAR BORROW FOR UNDERWATER BACKFILL.

Filename: ...004-005_Typical_Sections.dgn

Scale: AS NOTED			
No.	Revision	By	Date

Designed by: TYLIN INTERNATIONAL					
CONSULTANT PROJECT MANAGER: Jim Ferguson					
Designed	By	Date	Checked	By	Date
Drawn	TWA	11/2020	In Charge of	JOF	11/2020

T.Y. Lin International
12 Northbrook Drive
Building A, Suite One
Falmouth, Maine 04105
TEL: (207) 781-4721
FAX: (207) 781-4753

THE GOLD STAR MEMORIAL HIGHWAY

MTA PROJECT MANAGER: Ralph C. Norwood, IV

PAVEMENT REHABILITATION AND SAFETY IMPROVEMENTS MM 30.0 TO 35.5

TYPICAL SECTIONS

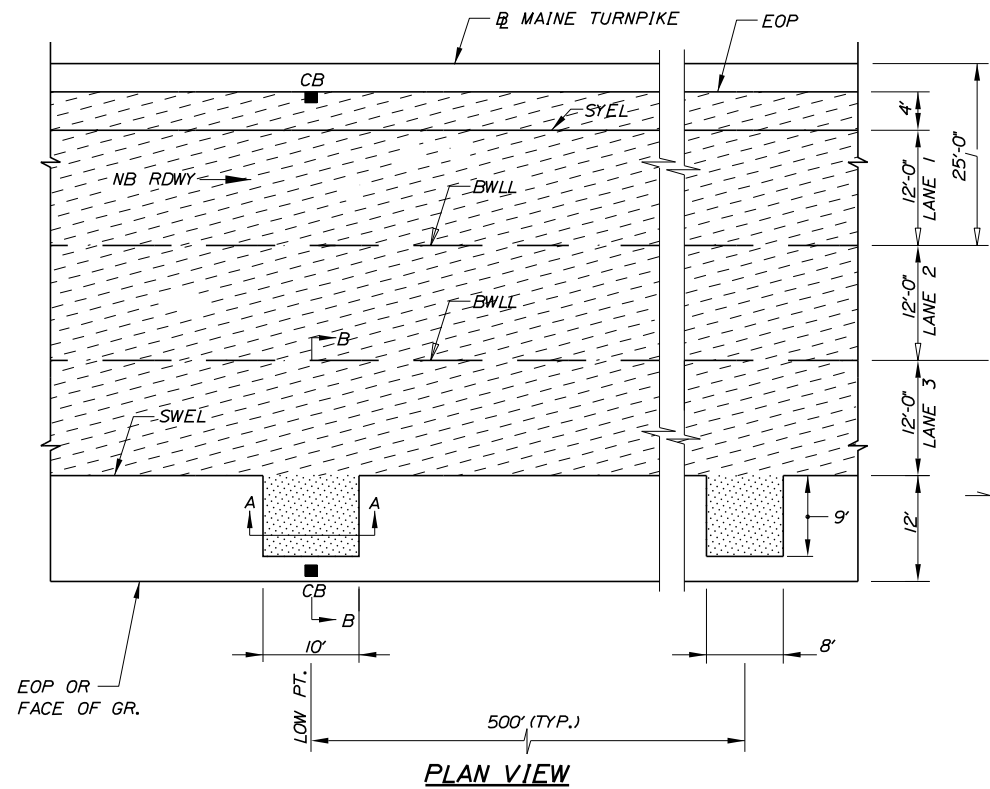
SHEET 2 OF 2

SHEET NUMBER: D-2

CONTRACT: 2021.01

5 OF 56

Date: 3/13/2021



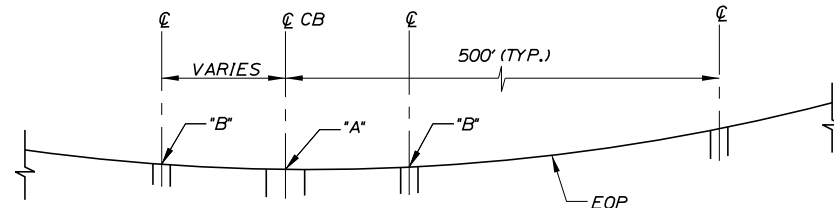
PLAN VIEW

LEGEND

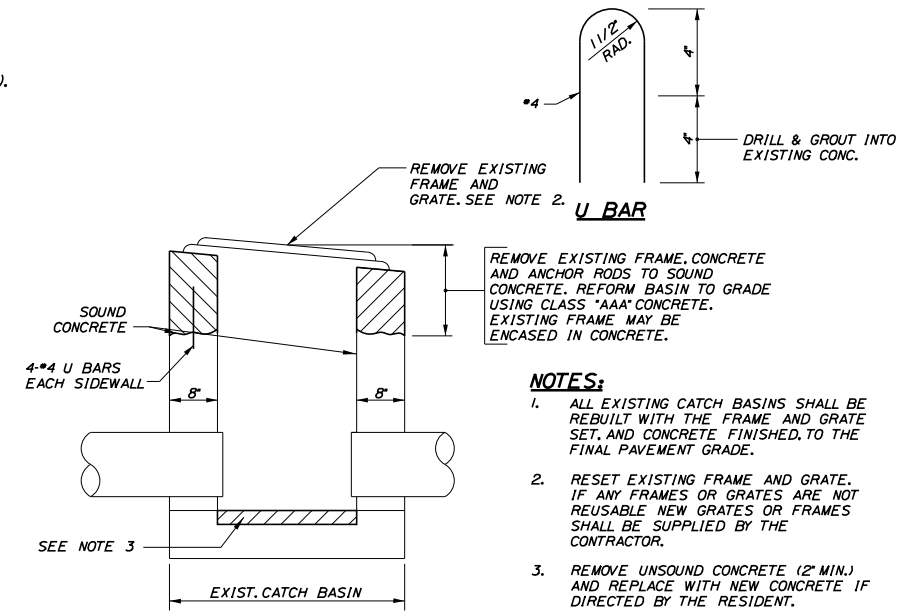
- = DRAINAGE PATH MILLING
- = TRAVEL LANE MILLING

NOTES:

1. IT IS INTENDED TO PLACE NEW DRAINAGE PATHS AT SAME LOCATIONS OF PREVIOUS PROJECT (CONTRACT 2012.01).
2. POINT "B" IS 1" HIGHER THAN POINT "A".
3. LOW/HIGH POINT STATIONING IS SHOWN IN SCHEDULES ABOVE.
4. DRAINAGE PATH REQUIRED AT ALL LOW POINTS.



PROFILE



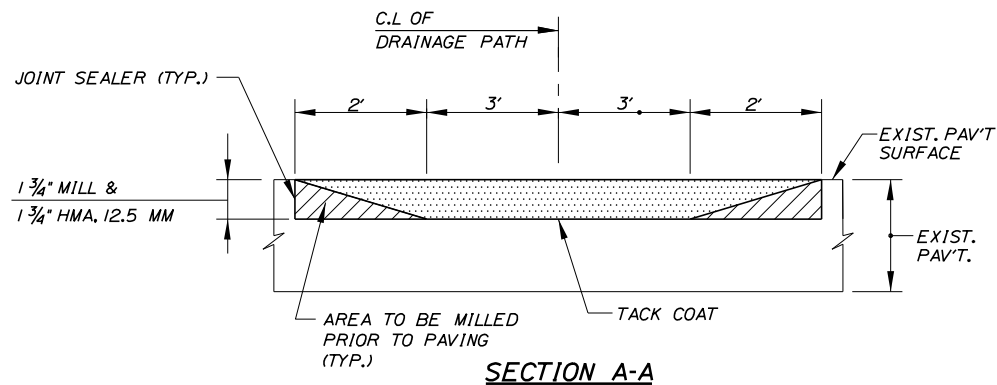
REBUILD CATCH BASIN TO GRADE - TYPE II

NOT TO SCALE

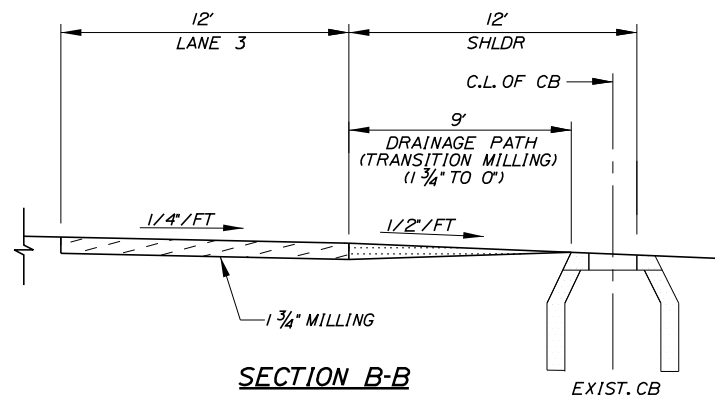
PLAN

NOTES:

1. ALL EXISTING CATCH BASINS SHALL BE REBUILT WITH THE FRAME AND GRATE SET, AND CONCRETE FINISHED TO THE FINAL PAVEMENT GRADE.
2. RESET EXISTING FRAME AND GRATE. IF ANY FRAMES OR GRATES ARE NOT REUSABLE NEW GRATES OR FRAMES SHALL BE SUPPLIED BY THE CONTRACTOR.
3. REMOVE UNSOUND CONCRETE (2" MIN.) AND REPLACE WITH NEW CONCRETE IF DIRECTED BY THE RESIDENT.

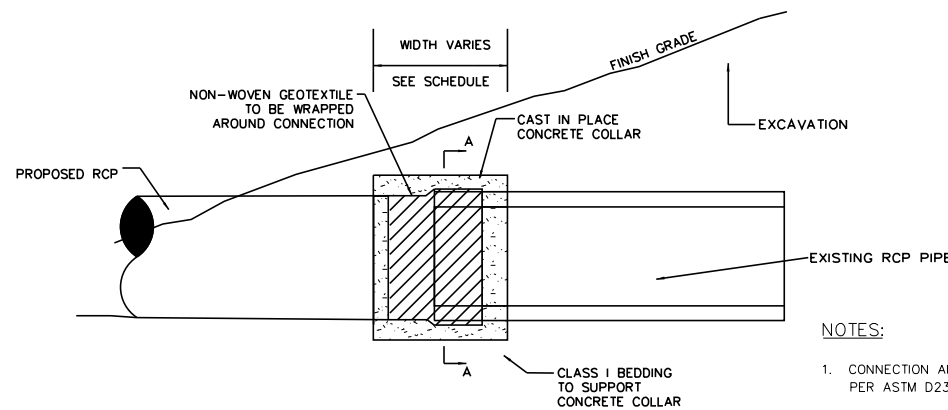
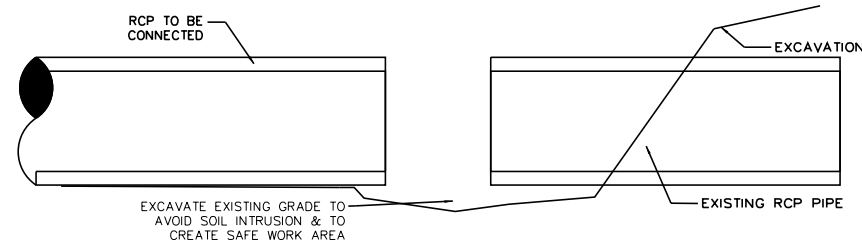


SECTION A-A



SECTION B-B

DRAINAGE PATH DETAILS

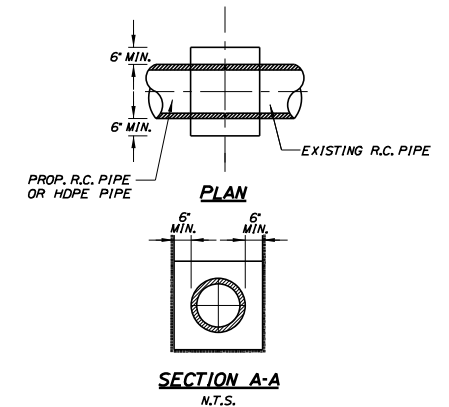


CONCRETE COLLAR DETAIL

NOTES:

1. CONNECTION AND PIPE TO BE BACKFILLED PER ASTM D2321 (CRUSHED STONE).
2. CONCRETE SHALL BE CLASS A FIBER REINFORCED.
3. SEE CONCRETE COLLAR WIDTH SCHEDULE FOR DIMENSIONS.

CONCRETE COLLAR WIDTH SCHEDULE	
PIPE DIA. (INCHES)	WIDTH OF CONC. (INCHES)
12	24
15	24
18	24
24	24
30	30
36	36
42	48
48	48



SECTION A-A
N.T.S.

Scale: NOT TO SCALE

No.	Revision	By	Date

Designed by:

TYLIN INTERNATIONAL

CONSULTANT PROJECT MANAGER: Jim Ferguson

By	Date	By	Date
Designed		Checked	
Drawn		In Charge of	JOF 11/2020

T.Y. Lin International
 12 Northbrook Drive
 Building A, Suite One
 Falmouth, Maine 04105
 TEL: (207) 781-4721
 FAX: (207) 781-4753



**THE GOLD STAR
 MEMORIAL HIGHWAY**

**PAVEMENT REHABILITATION AND
 SAFETY IMPROVEMENTS MM 30.0 TO 35.5**

DRAINAGE PATH DETAILS

SHEET NUMBER: D-3

CONTRACT: 2021.01

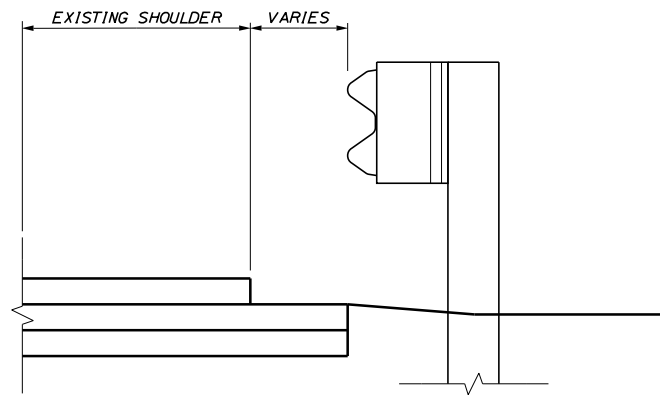
6 OF 56

Filename: ...006_Drainage Path Details.dgn

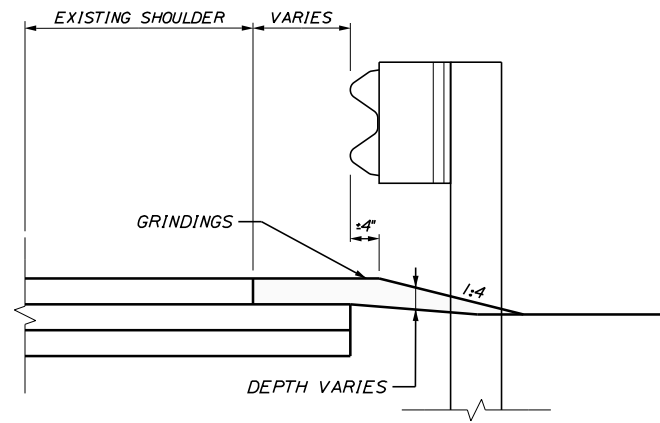
MTA PROJECT MANAGER: Ralph C. Norwood, IV

Date: 3/3/2021

Filename: ... \MSTA\007_berm_corr_details.dgn



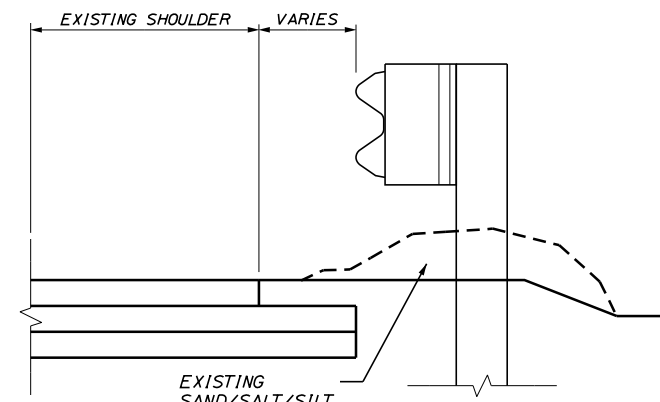
EXISTING SECTION



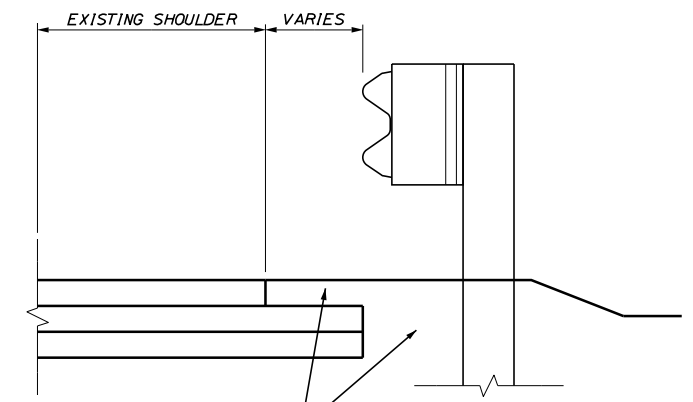
PROPOSED SECTION

DETAIL B
BERM DROPOFF CORRECTION WITH GUARDRAIL

NOT TO SCALE



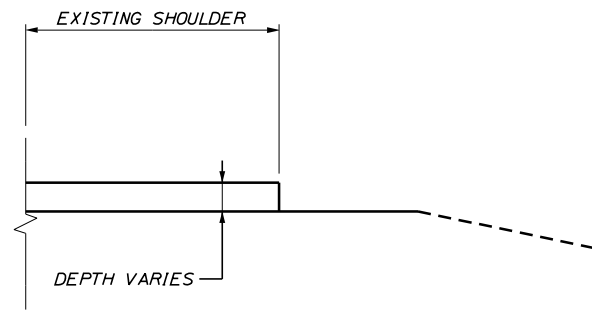
EXISTING SECTION



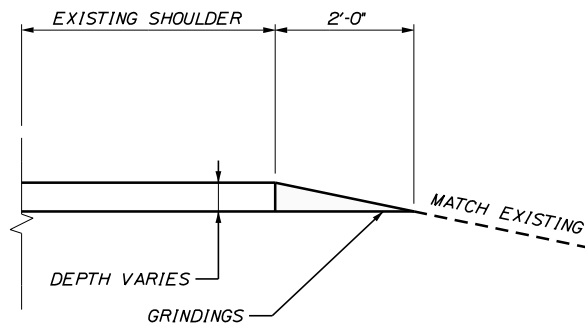
PROPOSED SECTION

DETAIL C
BERM CORRECTION

NOT TO SCALE



EXISTING SECTION



PROPOSED SECTION

DETAIL A
BERM DROPOFF CORRECTION WITHOUT GUARDRAIL

NOT TO SCALE

NOTES:

1. BERM DROPOFF CORRECTION WILL BE PLACED AT ALL LOCATIONS WHEN NEEDED UNLESS OTHERWISE DIRECTED BY THE RESIDENT.
2. BERM DROP OFF CORRECTION OF 3" OR MORE SHALL BE PLACED PRIOR TO SHIFTING TRAFFIC TO THE LANE ADJACENT TO THE SHOULDER REQUIRING CORRECTION.

Scale:			
NOT TO SCALE			
No.	Revision	By	Date

Designed by:					
TY-LIN INTERNATIONAL					
CONSULTANT PROJECT MANAGER: Jim Ferguson					
	By	Date		By	Date
Designed			Checked		
Drawn			In Charge of	JOF	11/2020

T.Y. Lin International
12 Northbrook Drive
Building A, Suite One
Falmouth, Maine 04105
TEL: (207) 781-4721
FAX: (207) 781-4753



**THE GOLD STAR
MEMORIAL HIGHWAY**

MTA PROJECT MANAGER: Ralph C. Norwood, IV

**PAVEMENT REHABILITATION AND
SAFETY IMPROVEMENTS MM 30.0 TO 35.5**

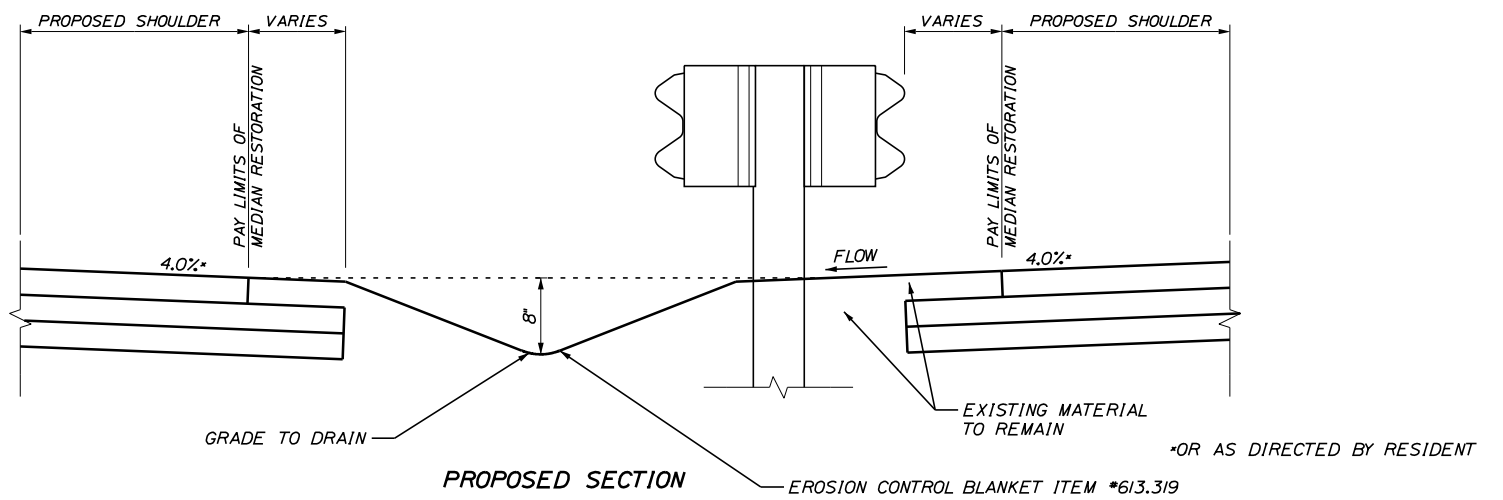
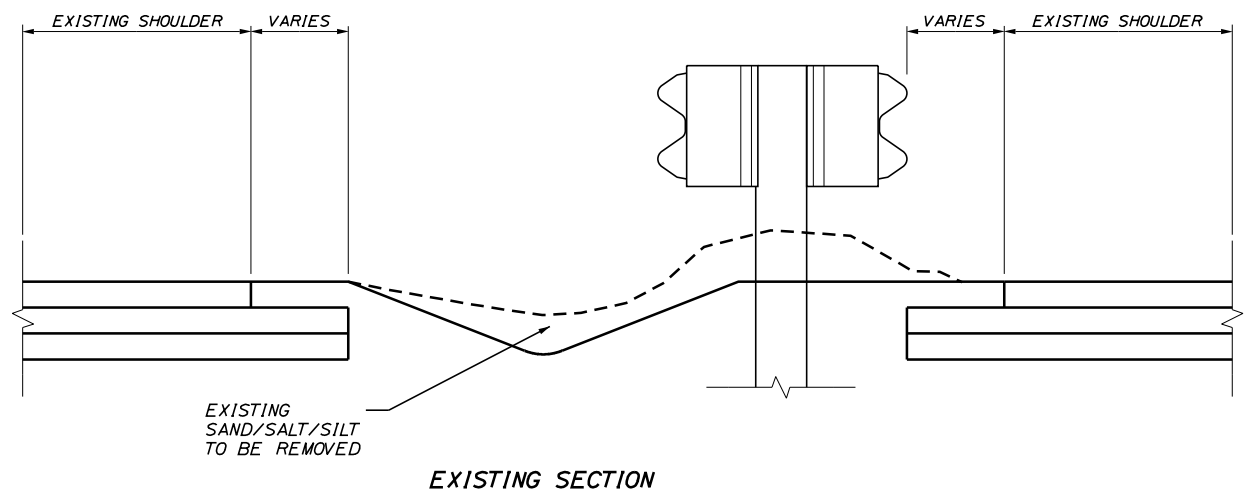
**BERM DROPOFF
CORRECTION DETAILS**

CONTRACT: 2021.01

SHEET NUMBER: D-4

7 OF 56

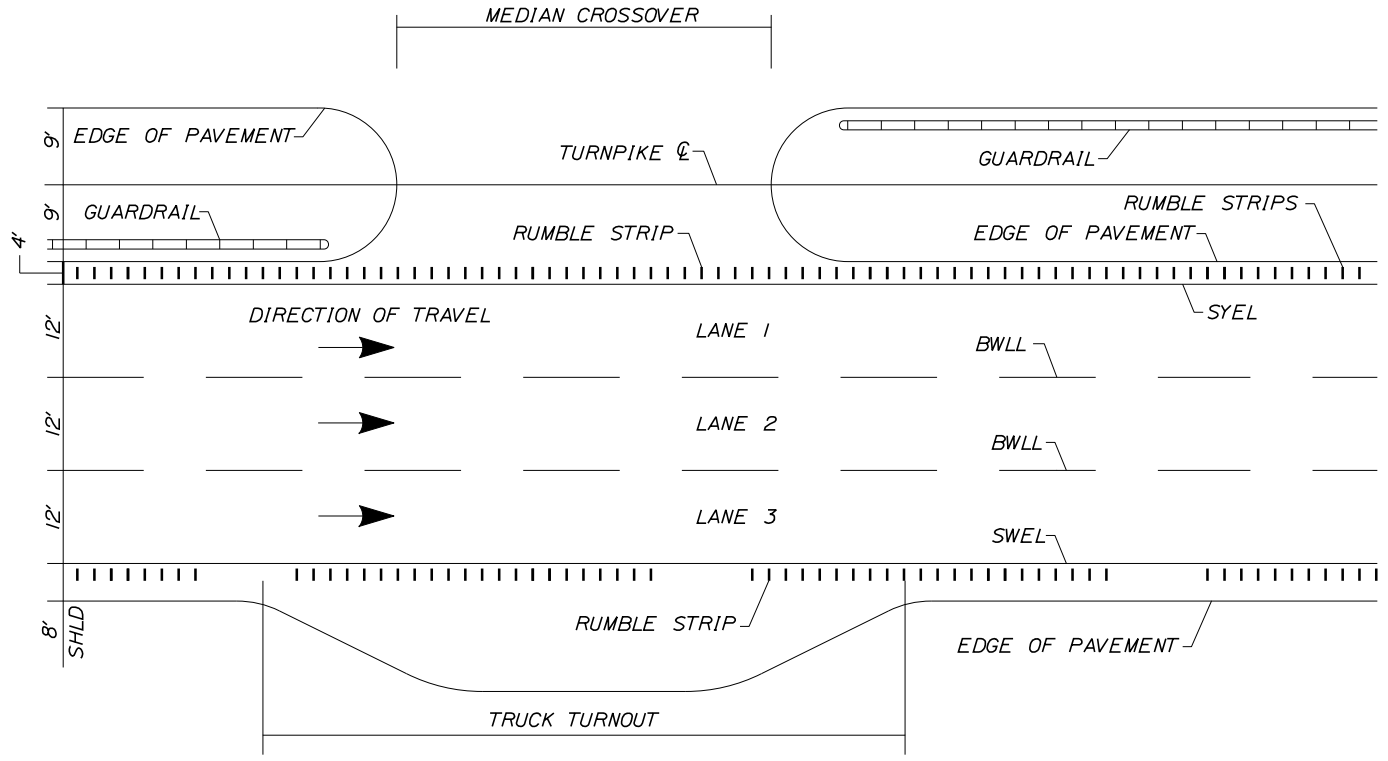
Date: 3/3/2021



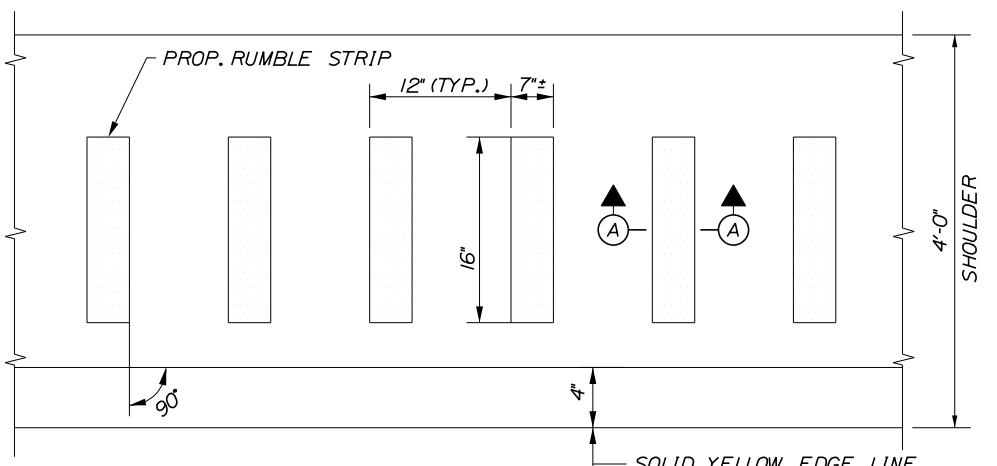
MEDIAN RESTORATION

NOTES:

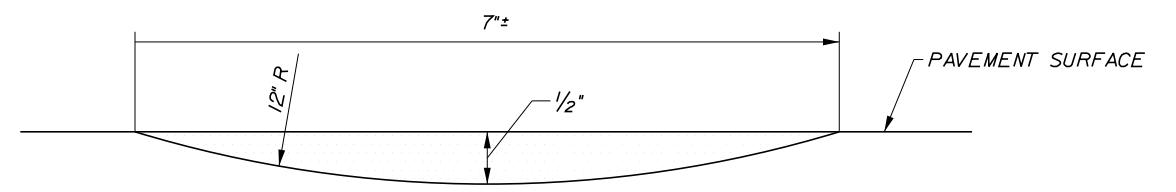
1. TAPER SLOPE DOWN TO CATCH BASINS TO PREVENT DROP OFF. USE DEPTH GREATER THAN 8" IN TAPER SECTION IF REQUIRED.
2. HYDROSEEDING WITH FIBER MULCH SHALL BE USED IN THE MEDIAN, NO STRAW OR HAY MULCH SHALL BE USED.
3. ALL MATERIAL UNDER GUARDRAIL THAT WILL PREVENT SHEET FLOW FROM PROPOSED SHOULDER TO MEDIAN SHALL BE REMOVED. THIS IS INCLUDED AS PART OF THE MEDIAN RESTORATION ITEM # 211.50. IF SAW CUTTING IS REQUIRED TO FACILITATE THE REMOVAL OF PAVEMENT TO ACHIEVE SHEET FLOW, THE SAW CUTTING WILL BE PAID FOR UNDER ITEM 419.30.



LOCATION OF RUMBLE STRIPS CROSSOVERS AND TRUCK TURNOUTS
N.T.S.



PLAN VIEW - LANE 1
N.T.S.



SECTION A-A
N.T.S.
RUMBLE STRIP DETAILS

NOTES:

1. INSTALL LANE 3 RUMBLE STRIPS WITH A 20' GAP EVERY 100'. (I.E. 80' OF RUMBLE STRIP AND 20' OF NO RUMBLE STRIP; REPEAT...)

Scale: NOT TO SCALE

No.	Revision	By	Date

Designed by: **TYLIN INTERNATIONAL**

CONSULTANT PROJECT MANAGER: Jim Ferguson

	By	Date		By	Date
Designed			Checked		
Drawn			In Charge of	JOF	11/2020

T.Y. Lin International
12 Northbrook Drive
Building A, Suite One
Falmouth, Maine 04105
TEL: (207) 781-4721
FAX: (207) 781-4753

THE GOLD STAR MEMORIAL HIGHWAY

MTA PROJECT MANAGER: Ralph C. Norwood, IV

PAVEMENT REHABILITATION AND SAFETY IMPROVEMENTS MM 30.0 TO 35.5

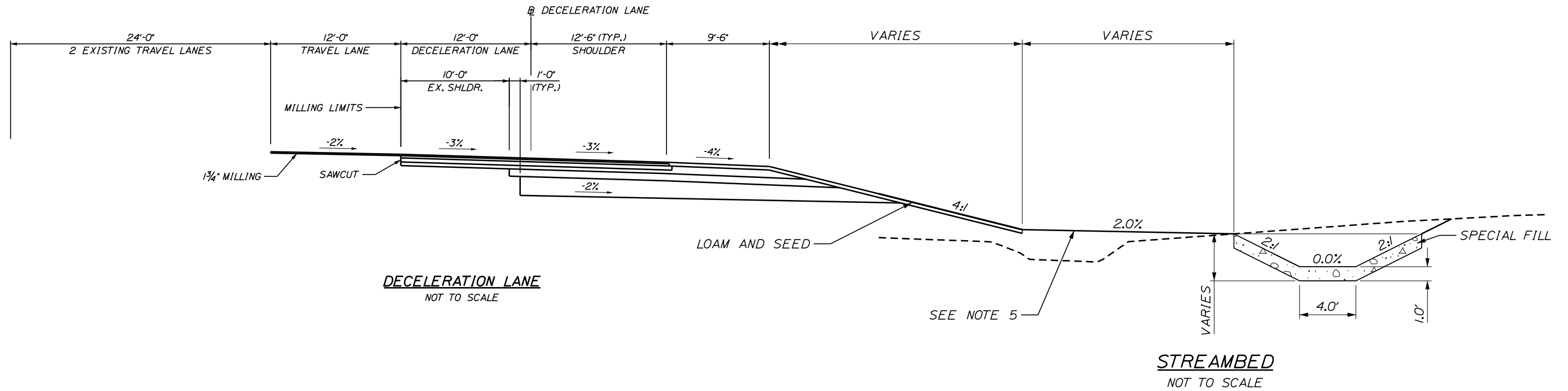
MEDIAN RESTORATION DETAIL

SHEET NUMBER: D-5
CONTRACT: 2021.01
8 OF 56

Filename: ...008_median_restoration.dgn

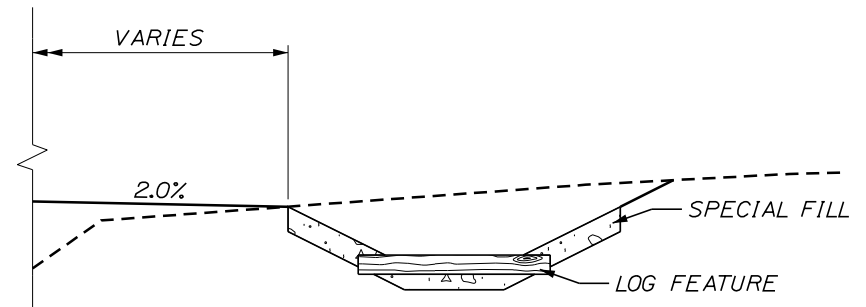
Date: 3/3/2021

Filename: ...009_Stream_Typical_Section.dgn



DECELERATION LANE
NOT TO SCALE

STREAMBED
NOT TO SCALE



STREAMBED LOG FEATURE
NOT TO SCALE

NOTES:

1. 4 LOG FEATURES TO BE FIELD FIT TO BETTER SIMULATE A NATURAL STREAM.
2. PROPOSED STREAM PROFILE IS APPROXIMATELY 0.4%. THIS CLOSELY RESEMBLES THE EXISTING STREAM PROFILE, THOUGH IS SLIGHTLY FLATTER DUE TO THE ADDED LENGTH OF STREAM. SEE CROSS SECTIONS FOR PROPOSED STREAM ELEVATIONS.
3. PROPOSED STREAM CHANNEL SECTION IS DESIGNED TO CLOSELY REPLICATE EXISTING STREAM CHANNEL DIMENSIONS.
4. SPECIAL FILL TO BE INSTALLED ALONG PROPOSED STREAM CHANNEL. GRADATION OF SPECIAL FILL TO BE DESIGNED AS SPECIFIED BY THE 203 SPECIAL PROVISION.
5. RIPARIAN AREA TO BE CONSTRUCTED TO MINIMIZE GRADING AND IMPACTS TO NATURAL SOIL. EXCAVATION TO BE LIMITED TO CHANNEL RELOCATION AND ASSOCIATED BANK CUTS. GRADING TO BE LIMITED TO THAT NEEDED FOR POSITIVE SHEET FLOW BETWEEN TOE OF 4:1 SLOPE AND STREAM CHANNEL. THE AREA BETWEEN THE TOE OF THE 4:1 SLOPE AND THE OUTSIDE EDGE OF THE RELOCATED STREAM CHANNEL WILL BE PLANTED WITH A WETLAND SEED MIXTURE TO RE-ESTABLISH WETLAND CONDITIONS. SEEDING METHOD NUMBER 2 IS NOT PERMITTED IN THE WETLAND RESTORATION AREA. WETLAND SEED MIX MUST BE APPROVED BY MTA ENVIRONMENTAL STAFF BEFORE SEEDING.

Scale: AS NOTED			
No.	Revision	By	Date

Designed by: TYLIN INTERNATIONAL					
CONSULTANT PROJECT MANAGER: Jim Ferguson					
	By	Date		By	Date
Designed			Checked		
Drawn			In Charge of	JOF	11/2020

T.Y. Lin International
12 Northbrook Drive
Building A, Suite One
Falmouth, Maine 04105
TEL: (207) 781-4721
FAX: (207) 781-4753

**THE GOLD STAR
MEMORIAL HIGHWAY**

MTA PROJECT MANAGER: Ralph C. Norwood, IV

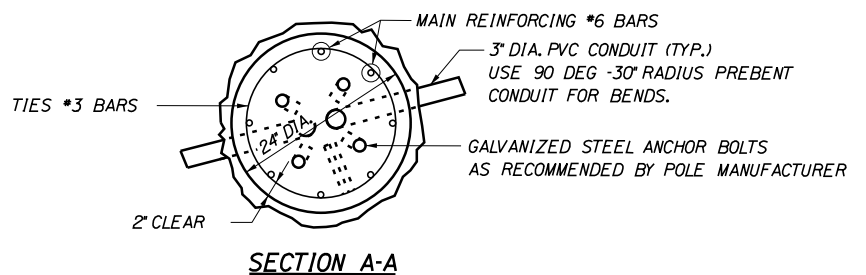
**PAVEMENT REHABILITATION AND
SAFETY IMPROVEMENTS MM 30.0 TO 35.5**

STREAM TYPICAL SECTION

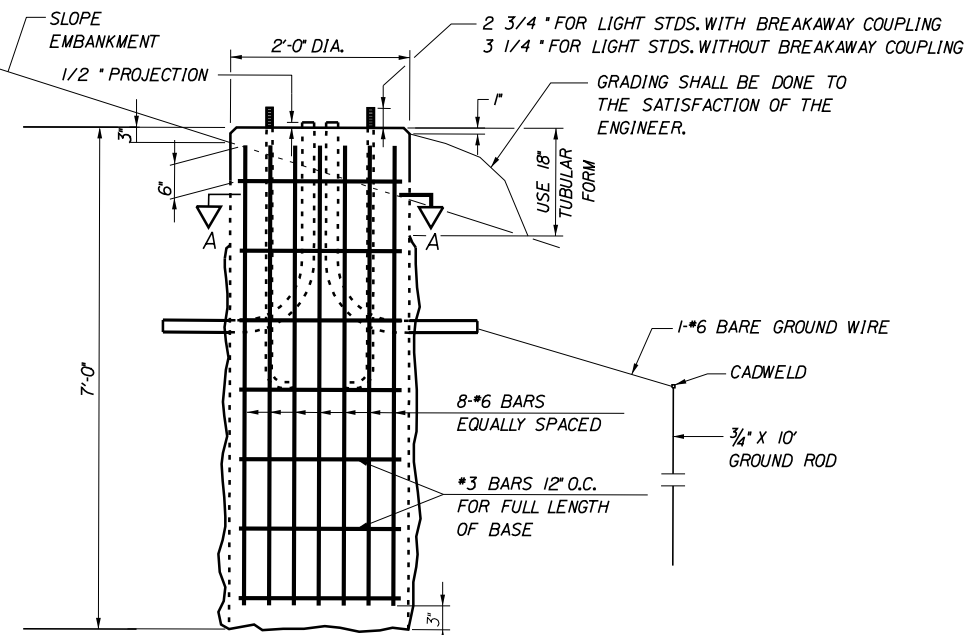
SHEET NUMBER: D-6
CONTRACT: 2021.01
9 OF 56

Date: 3/3/2021

Filename: ...MSTA\010_Z-light_detail.dgn

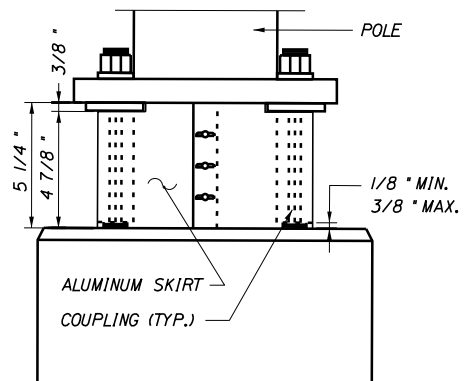


SECTION A-A



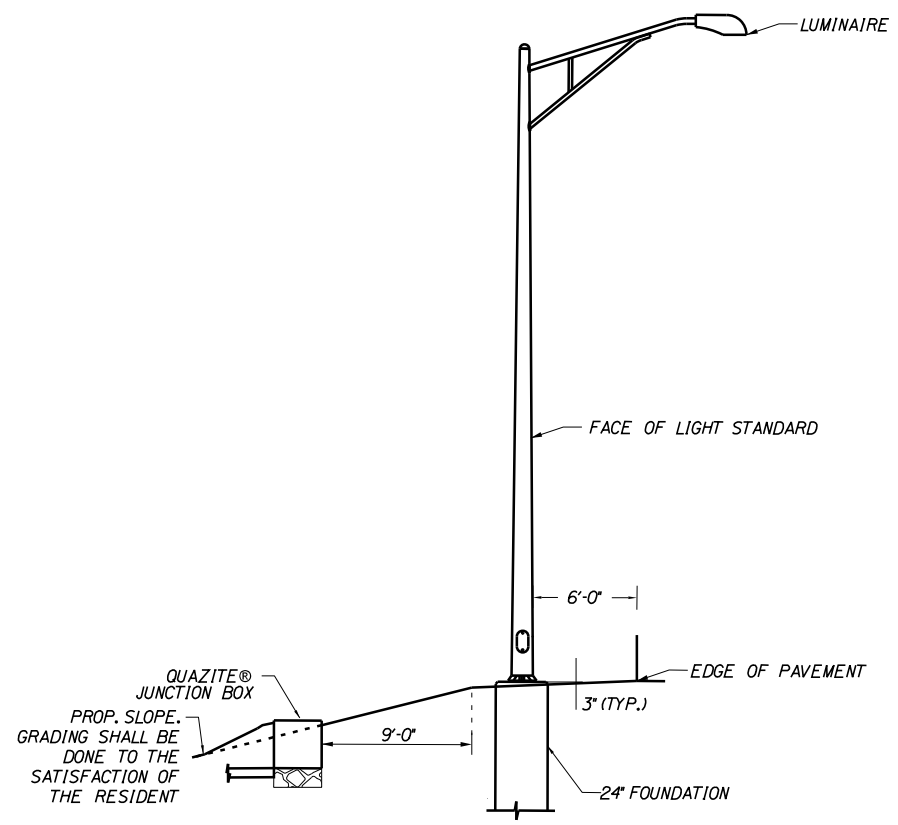
24 INCH FOUNDATION
NOT TO SCALE

NOTE: WHERE SOLID ROCK IS ENCOUNTERED AT LESS THAN THE REQUIRED DISTANCE BELOW GROUND LEVEL, REINFORCING STEEL SHALL BE DOWELED INTO LEDGE AS SHOWN ON MAINE DOT STANDARD DETAIL 6261061. PAYMENT SHALL BE INCIDENTAL TO THE FOUNDATION PAY ITEM.

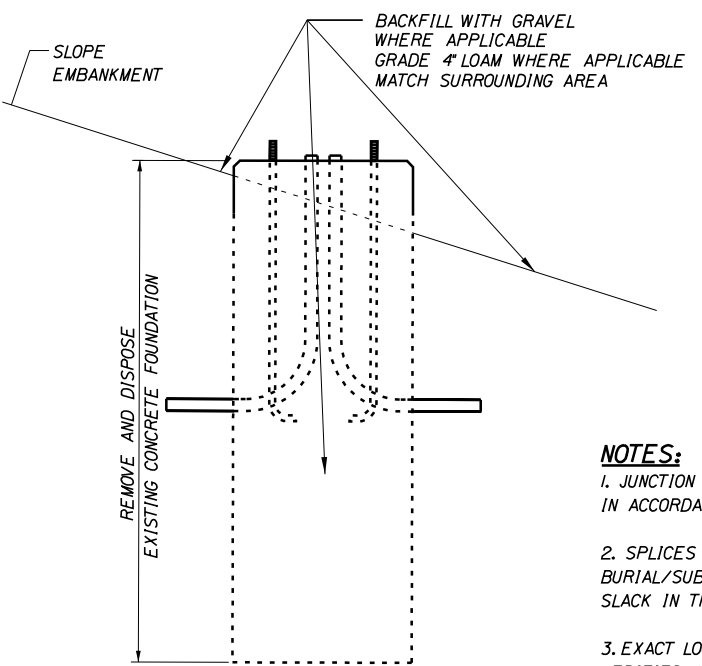


BREAKAWAY COUPLINGS AND SKIRT DETAIL

NOT TO SCALE
BREAKAWAY COUPLINGS SHALL BE REQUIRED ON ALL NEW AND RESET LIGHT STANDARDS

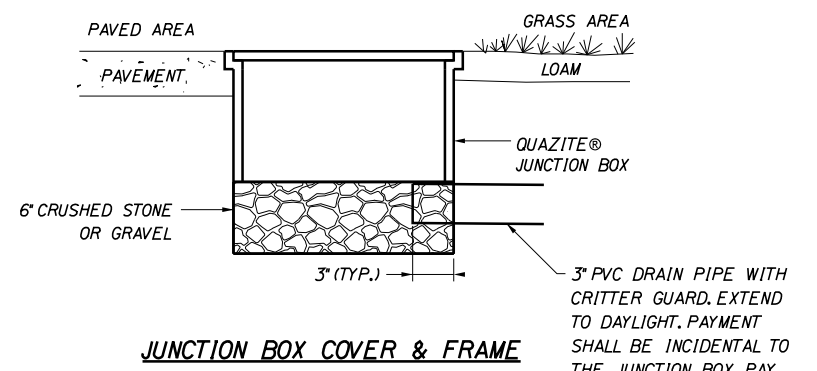


PLACEMENT OF LIGHT STANDARD
NOT TO SCALE



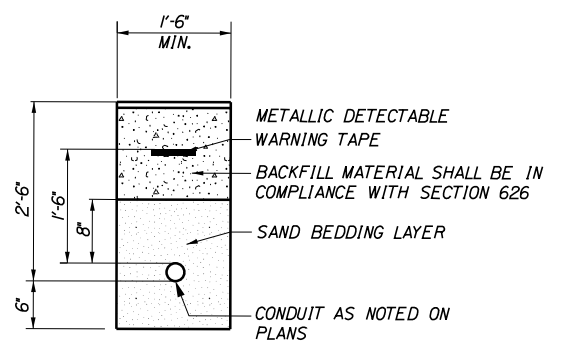
REMOVAL OF CONCRETE FOUNDATION
NOT TO SCALE

- NOTES:**
- JUNCTION BOXES FOR HIGHWAY LIGHTING SHALL BE QUAZITE® OR APPROVED EQUAL AND IN ACCORDANCE WITH SPECIAL PROVISION 626.
 - SPLICES IN JUNCTION BOX SHALL BE MADE WITH BURNDY UGS350ULDB DIRECT BURIAL/SUBMERSIBLE SPLICE WIRE RANGE #12 AWG - 350 KCMIL, ONLY. PROVIDE ENOUGH SLACK IN THE WIRE TO ALLOW REMOVAL OF SPLICES AND NEATLY ARRANGE WIRE IN BOX.
 - EXACT LOCATION OF LIGHT STANDARDS AND JUNCTION BOXES SHALL BE VERIFIED AND APPROVED BY THE RESIDENT IN THE FIELD.
 - LUMINAIRES MAY REQUIRE ADJUSTMENT IN THE FIELD. NO ADDITIONAL PAYMENT WILL OCCUR FOR THIS OPERATION.

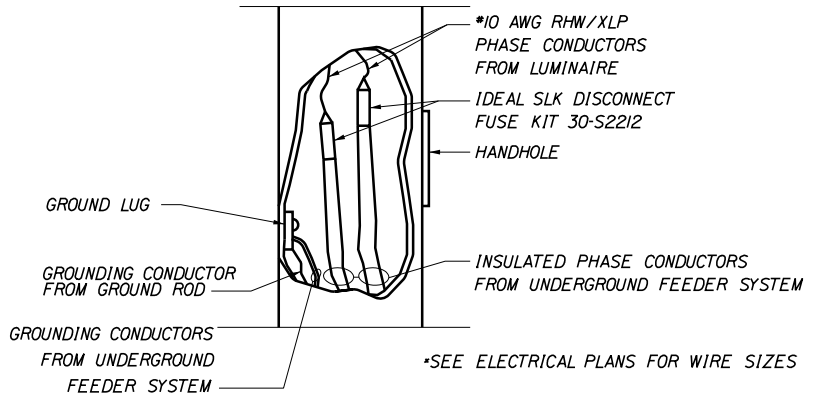


JUNCTION BOX COVER & FRAME

NOTE: INSTALL JUNCTION BOXES ON GRADE



TRENCH CROSS SECTION



TYPICAL POLE WIRING DETAIL

*SEE ELECTRICAL PLANS FOR WIRE SIZES

Scale:

No.	Revision	By	Date

Designed by:

TYLIN INTERNATIONAL

CONSULTANT PROJECT MANAGER: Jim Ferguson

Designed	By	Date	Checked	By	Date
Drawn			In Charge of	JOF	11/2020

T.Y. Lin International
12 Northbrook Drive
Building A, Suite One
Falmouth, Maine 04105
TEL: (207) 781-4721
FAX: (207) 781-4753

MAINE TURNPIKE

THE GOLD STAR MEMORIAL HIGHWAY

MTA PROJECT MANAGER: Ralph C. Norwood, IV

PAVEMENT REHABILITATION AND SAFETY IMPROVEMENTS MM 30.0 TO 35.5

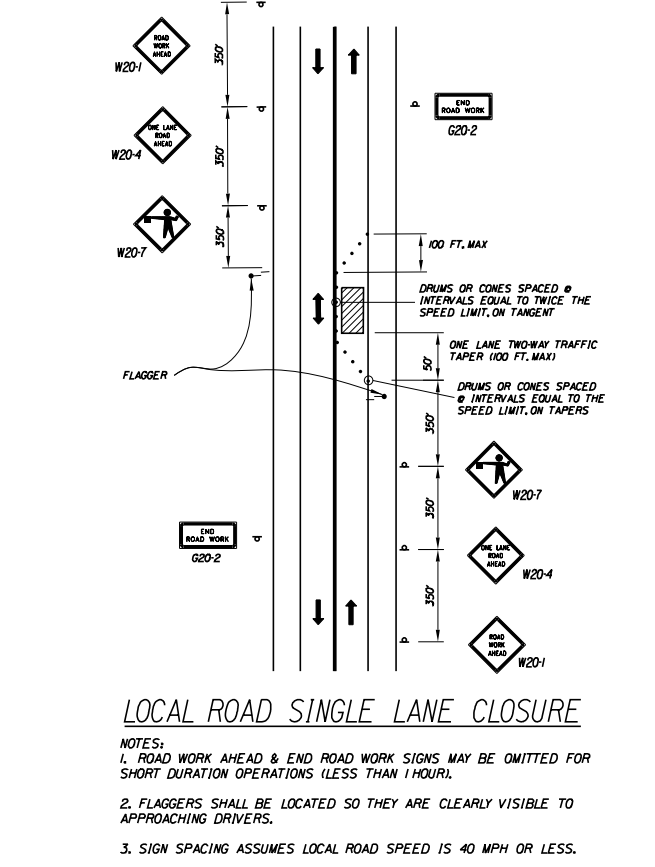
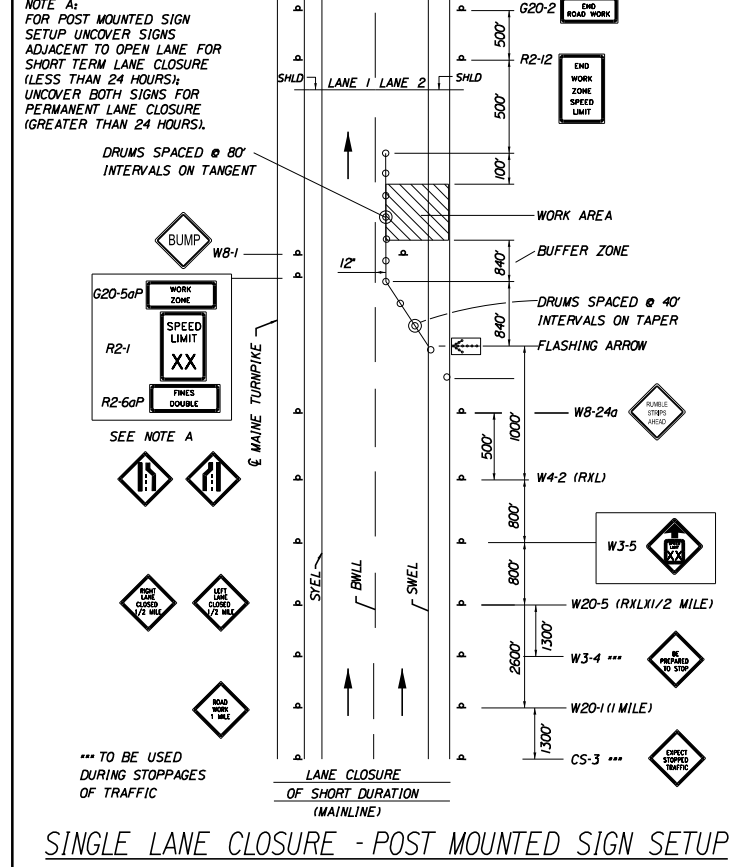
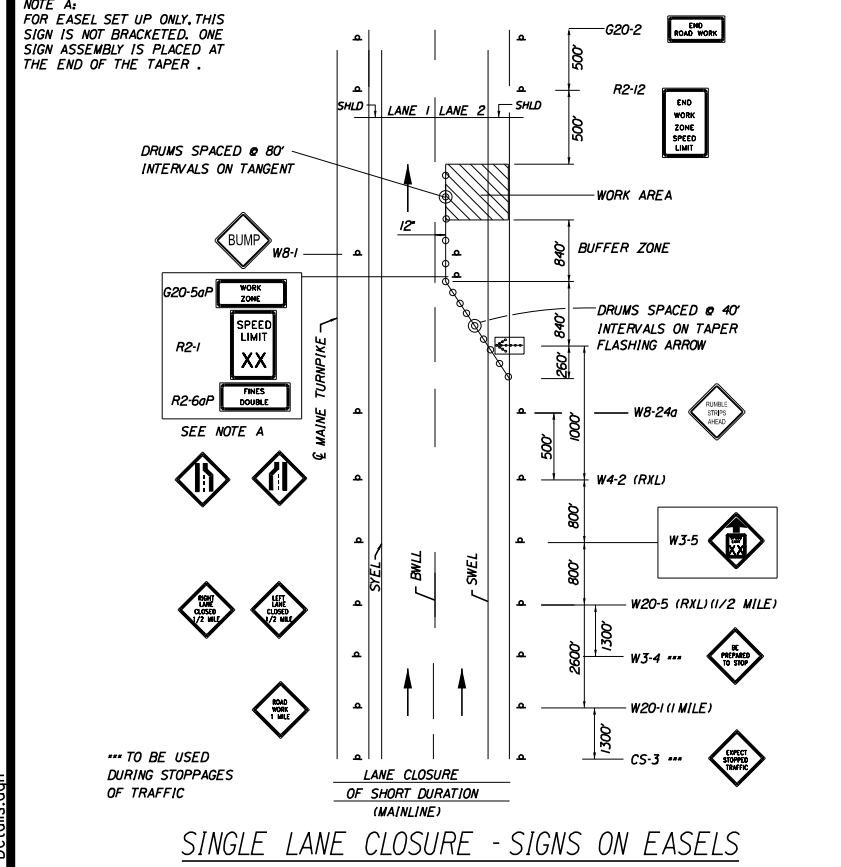
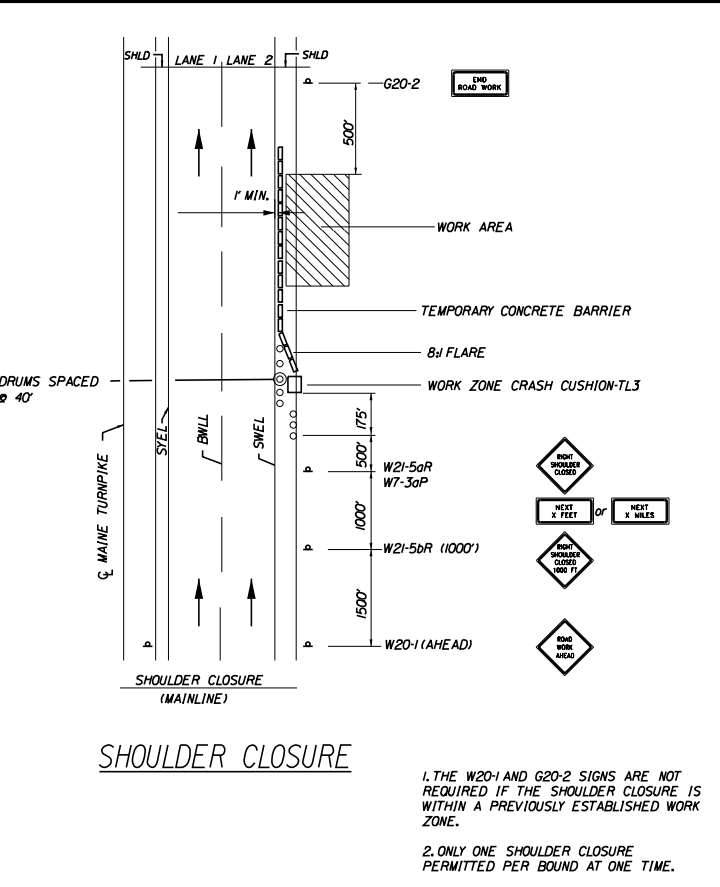
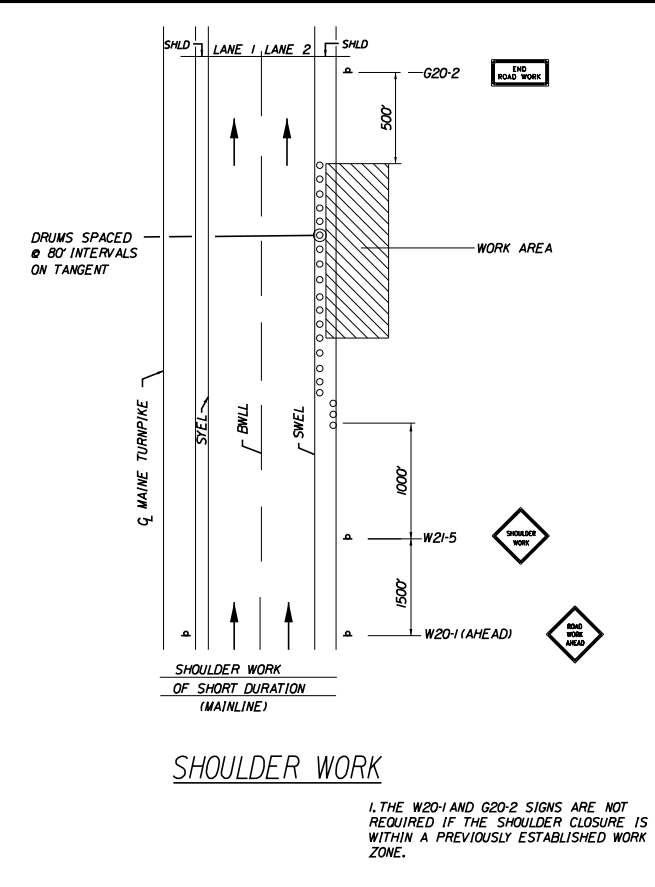
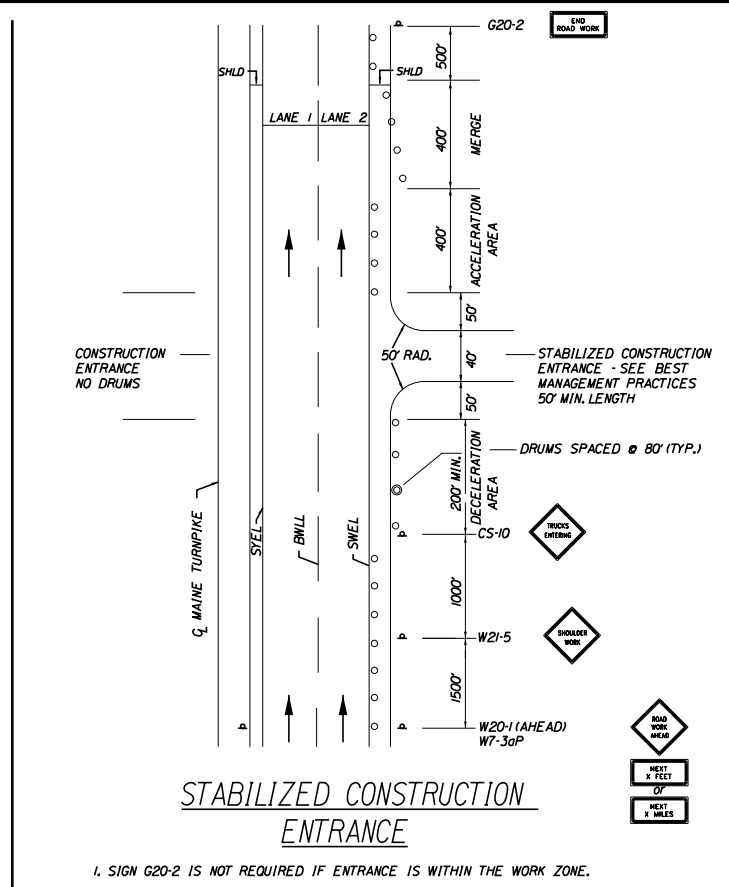
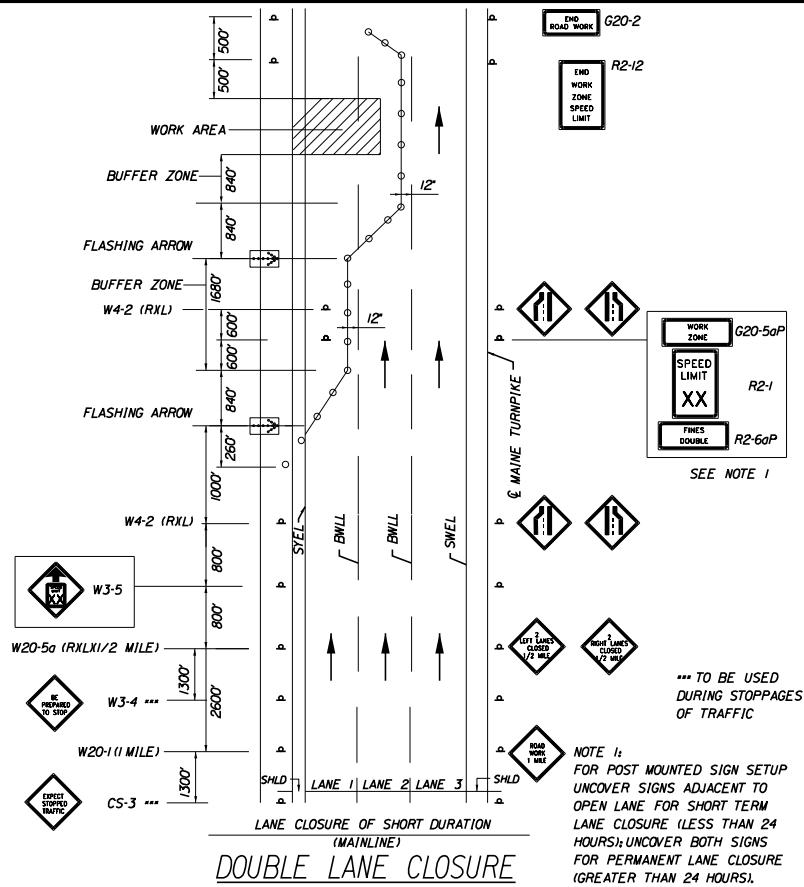
LIGHTING DETAILS

SHEET NUMBER: D-7

CONTRACT: 2021.01

10 OF 56

Date: 3/13/2021



- GENERAL MAINTENANCE OF TRAFFIC NOTES:**
- ALL PAVEMENT STRIPING & SIGNING SHALL BE IN ACCORDANCE WITH THE 'MANUAL ON UNIFORM TRAFFIC CONTROL DEVICES', U.S.D.O.T., F.H.W.A., LATEST EDITION.
 - THESE PLANS SHOW THE GENERAL CONDITION FOR TURNPIKE MAINLINE TRAFFIC CONTROL DURING CONSTRUCTION. SLIGHT MODIFICATIONS IN CONSTRUCTION PROCEDURE MAY OCCUR AND MAY REQUIRE SOME MINOR ADJUSTMENTS TO BE MADE IN THE FIELD. ALL PROCEDURES MUST BE APPROVED BY THE RESIDENT.
 - THE CONTRACTOR SHALL REMOVE ALL PAVEMENT MARKINGS THAT CONFLICT WITH PROPOSED PAVEMENT MARKINGS IN ACCORDANCE WITH THE SPECIFICATIONS AND MUTCD. PAYMENT SHALL BE MADE UNDER ITEM 627.77 - REMOVING PAVEMENT MARKINGS.
 - EXPOSED BARRIER ENDS ON THE MAINE TURNPIKE SHALL BE PROTECTED BY A WORK ZONE CRASH CUSHION. PAYMENT WILL BE UNDER ITEM 527.341 - WORK ZONE CRASH CUSHION - TL-3.
 - THE CONTRACTOR SHALL COVER ALL EXISTING SIGNS THAT CONFLICT WITH TEMPORARY CONSTRUCTION SIGNS.
 - SPEED LIMIT, STOP, YIELD AND EXIT SIGNS SHALL BE A MINIMUM OF 5' ABOVE THE PAVEMENT.
 - ALL CONSTRUCTION SIGNS SHALL BE IN NEW OR LIKE NEW CONDITION.
 - SEE SPECIAL PROVISION SECTION 652 FOR ADDITIONAL MAINTENANCE OF TRAFFIC INFORMATION.
 - OTHER TRAFFIC CONTROL DETAILS ARE AVAILABLE AT WWW.MAINETURNPIKE.COM. SEE THE RESIDENT BEFORE USING.
- ABBREVIATIONS FOR ALL M.O.T. PLANS**
- BWLL = BROKEN WHITE LANE LINE
SWEL = SOLID WHITE LANE LINE
SYEL = SOLID YELLOW LANE LINE
TBWLL = TEMPORARY BROKEN WHITE LANE LINE
TDWEL = TEMPORARY DOTTED WHITE EDGE LINE
TSWEL = TEMPORARY SOLID WHITE EDGE LINE
TSWLL = TEMPORARY SOLID WHITE LANE LINE
TSYCL = TEMPORARY SOLID YELLOW CENTER LINE

Scale: **NOT TO SCALE**

No.	Revision	By	Date

Designed by:

TYLIN INTERNATIONAL

CONSULTANT PROJECT MANAGER: Jim Ferguson

By	Date	By	Date
Designed		Checked	
Drawn		In Charge of	JOF 11/2020

T.Y. Lin International
12 Northbrook Drive
Building A, Suite One
Falmouth, Maine 04105
TEL: (207) 781-4721
FAX: (207) 781-4753

MAINE TURNPIKE

THE GOLD STAR MEMORIAL HIGHWAY

MTA PROJECT MANAGER: Ralph C. Norwood, IV

PAVEMENT REHABILITATION AND SAFETY IMPROVEMENTS MM 30.0 TO 35.5

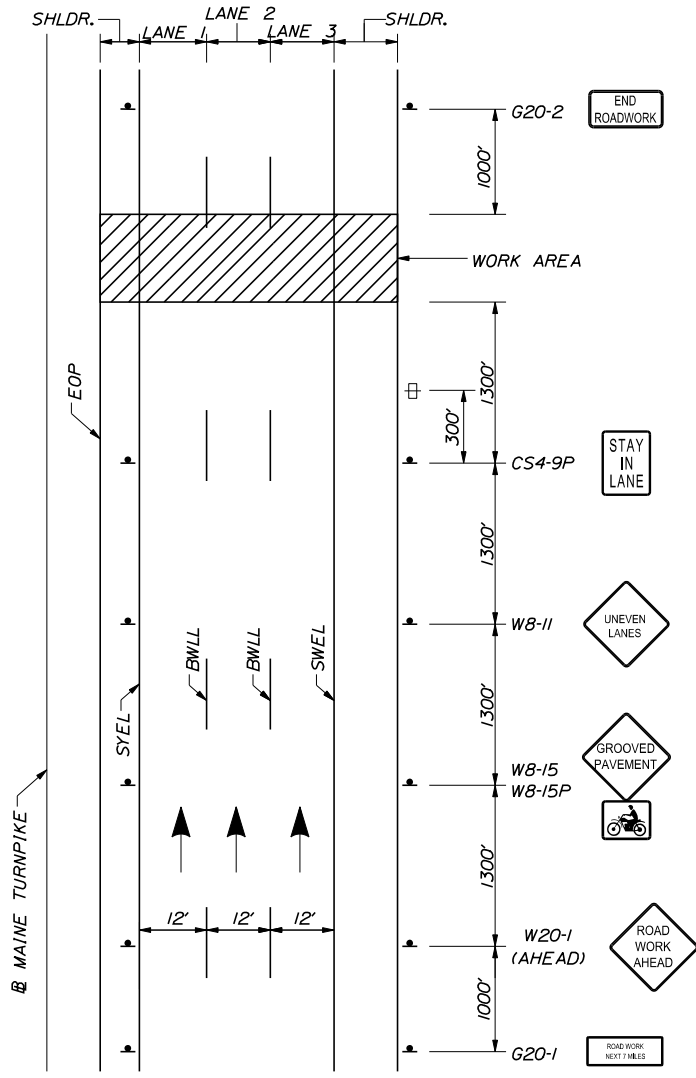
GENERAL MAINTENANCE OF TRAFFIC SHEET

SHEET NUMBER: M-1

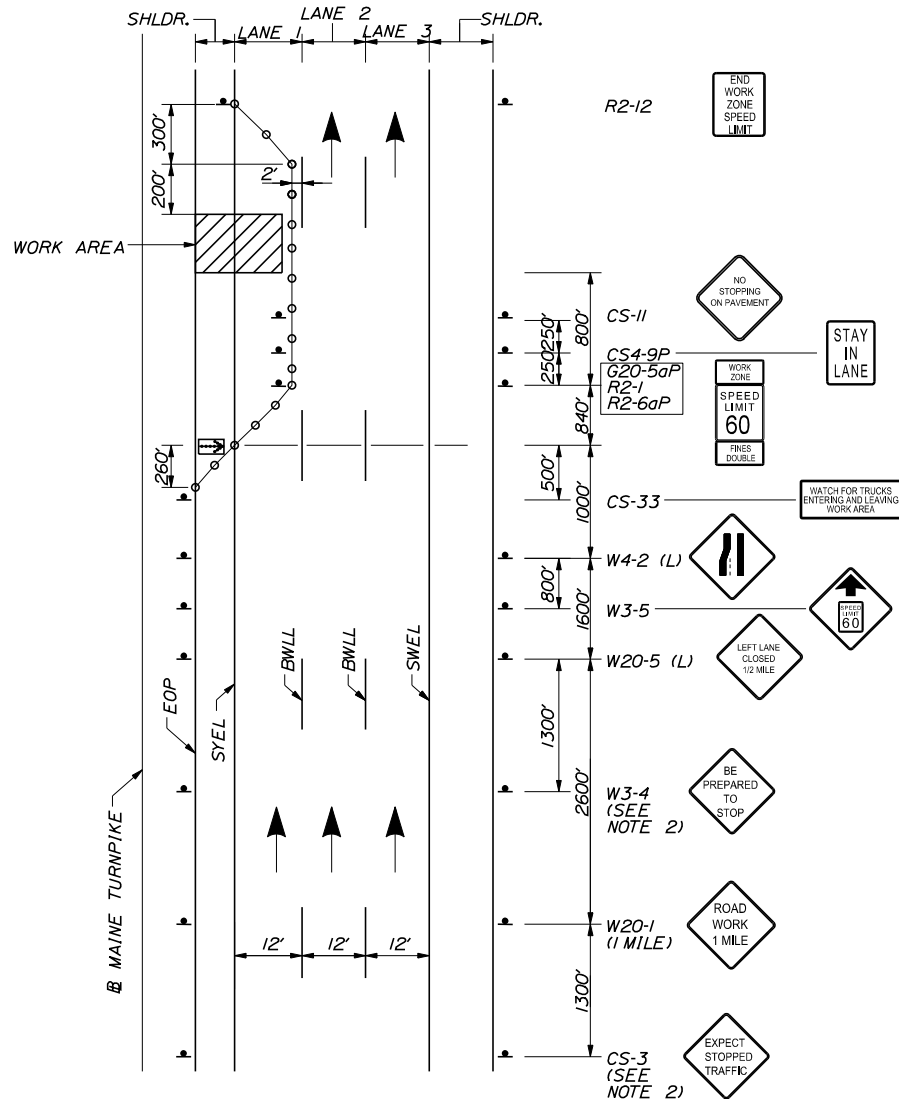
CONTRACT: 2021.01

11 OF 56

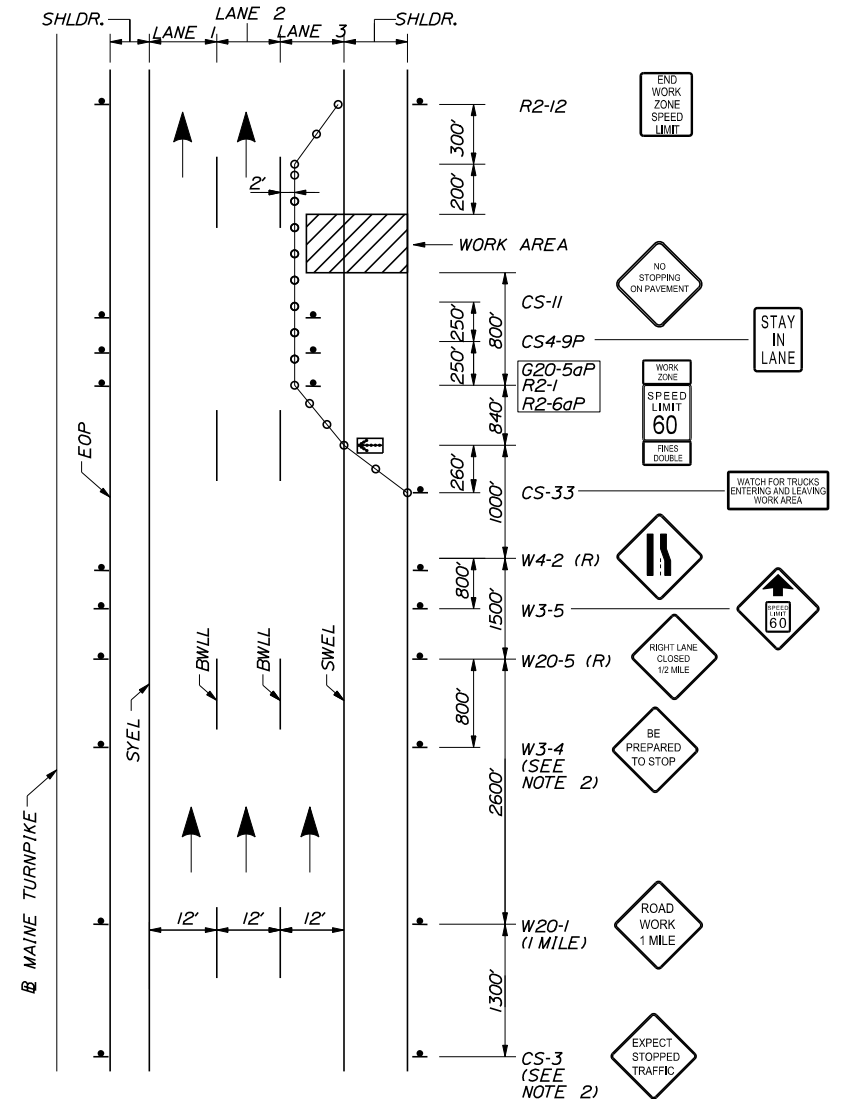
Date: 3/3/2021



**MAINLINE
BEGINNING OF WORK SIGNAGE**



**MAINLINE CLOSURE
WORK IN MEDIAN AND LANE 1**



**MAINLINE CLOSURE
WORK IN SHOULDER AND LANE 3**

NOTES:
1. FOR SIGN DETAILS, SEE SIGN SUMMARY SHEET
2. TO BE USED DURING STOPPAGE OF TRAFFIC

- LEGEND**
- = FLASHING ARROW BOARD
 - = CONSTRUCTION SIGN
 - = PORTABLE - CHANGEABLE MESSAGE SIGN
 - = DRUM SPACED AT 80' INTERVALS ON TANGENTS 40' INTERVALS ON TAPERS
 - = WORK AREA

Scale: NOT TO SCALE

No.	Revision	By	Date

Designed by:

TYLIN INTERNATIONAL

CONSULTANT PROJECT MANAGER: Jim Ferguson

	By	Date		By	Date
Designed			Checked		
Drawn			In Charge of	JOF	11/2020

T.Y. Lin International
12 Northbrook Drive
Building A, Suite One
Falmouth, Maine 04105
TEL: (207) 781-4721
FAX: (207) 781-4753

MAINE TURNPIKE

THE GOLD STAR MEMORIAL HIGHWAY

MTA PROJECT MANAGER: Ralph C. Norwood, IV

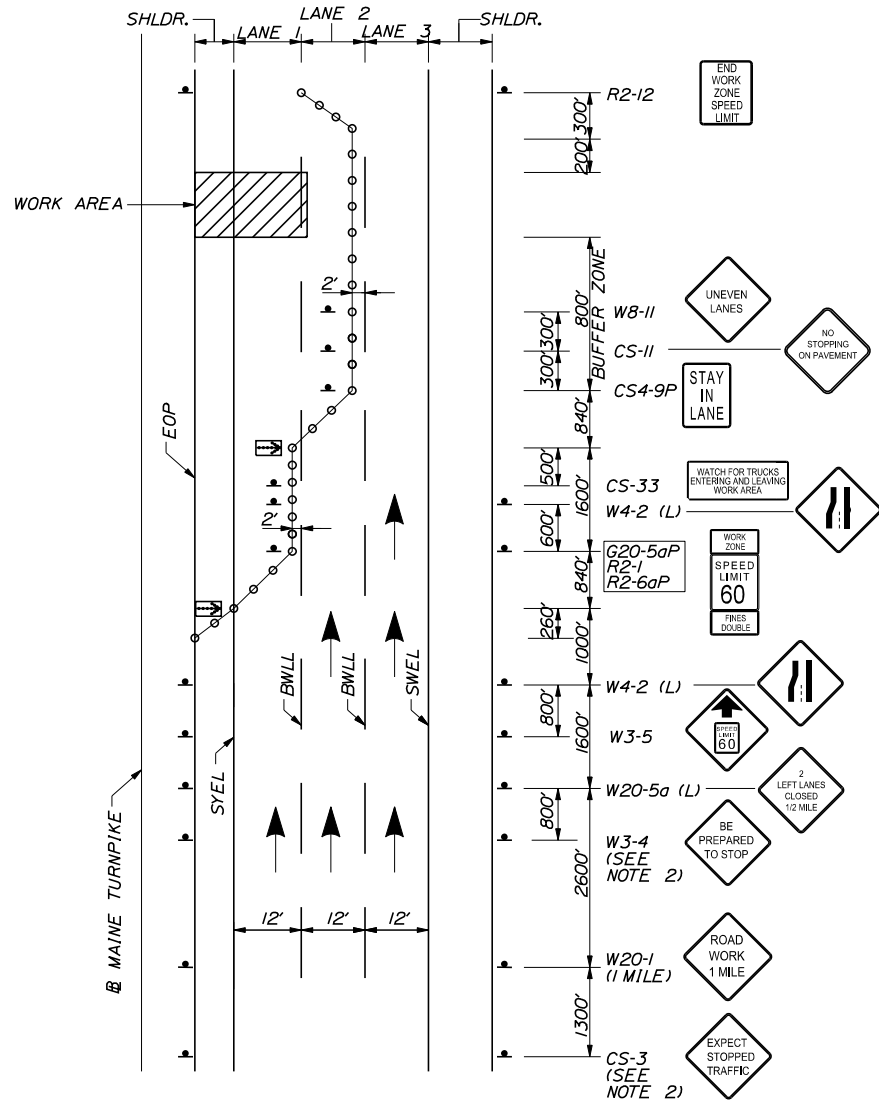
PAVEMENT REHABILITATION AND SAFETY IMPROVEMENTS MM 30.0 TO 35.5

TRAFFIC CONTROL
MAINLINE CLOSURE (1 OF 2)

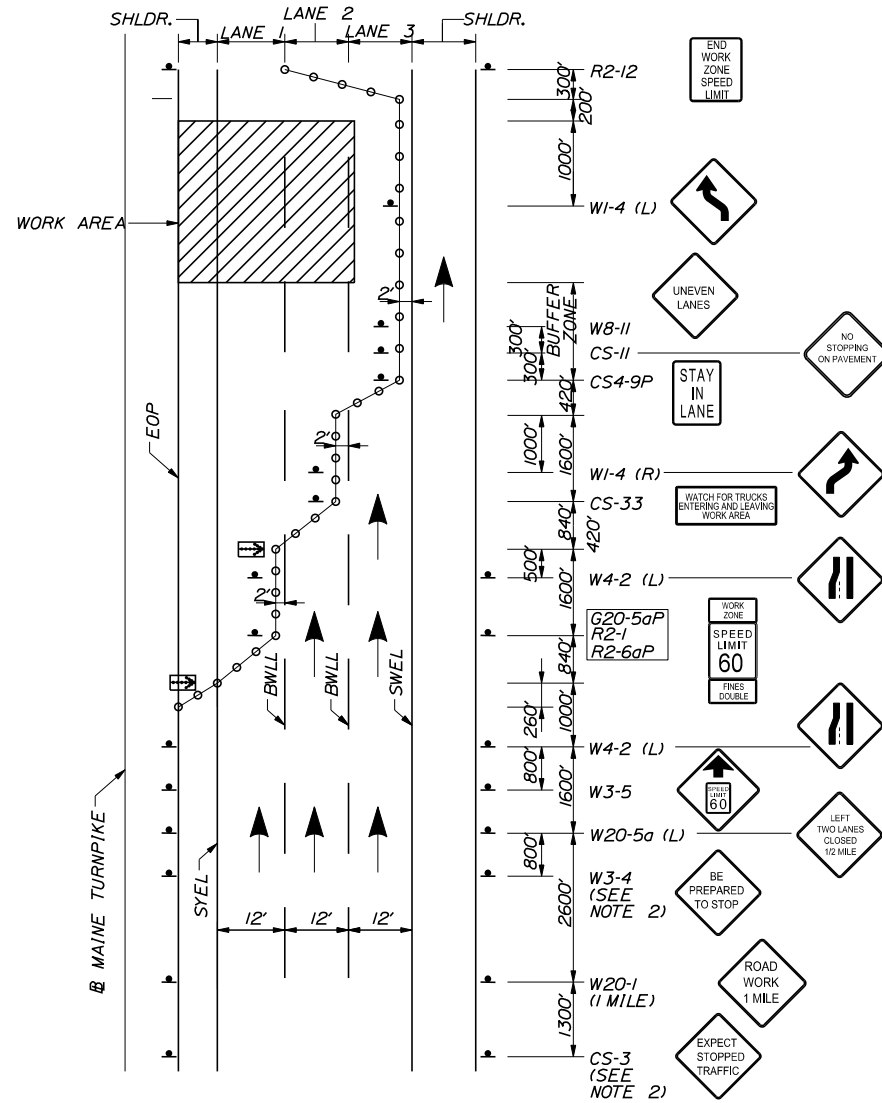
SHEET NUMBER: M-2
CONTRACT: 2021.01
12 OF 56

Filename: ...012-019_Traffic Control Details.dgn

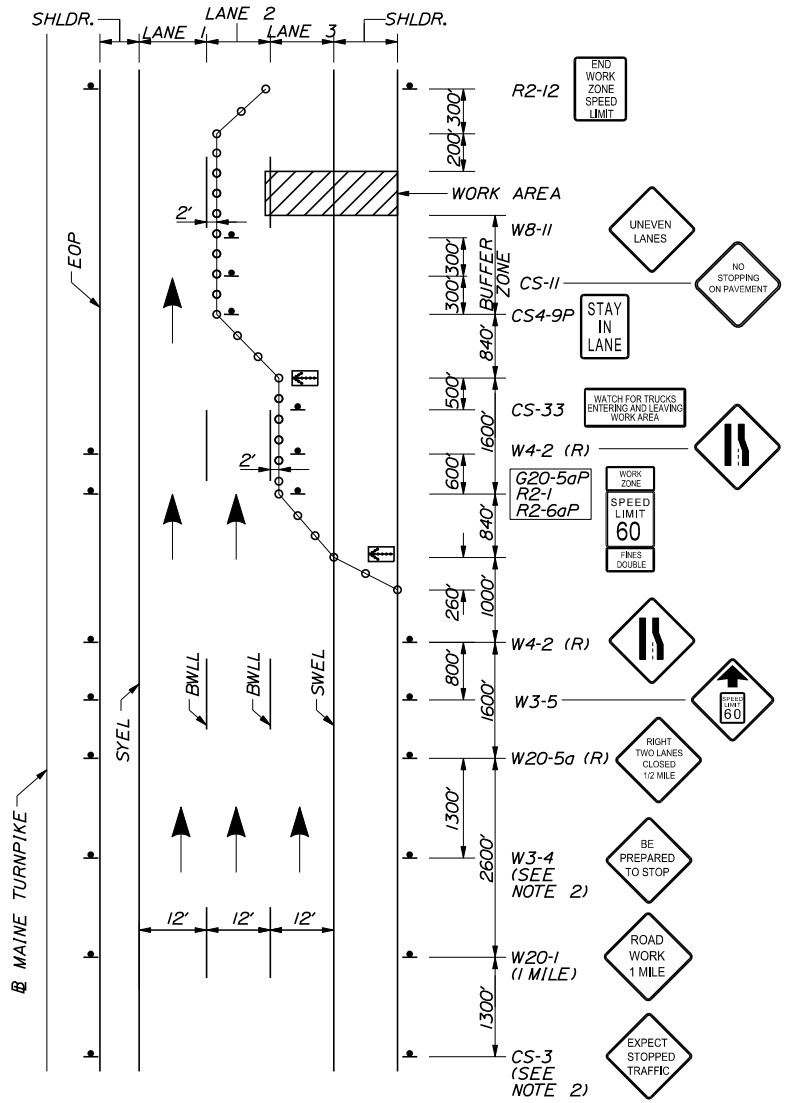
Date: 3/3/2021



**MAINLINE CLOSURE
PAVING AND MILLING OPERATIONS IN LANE 1**



**MAINLINE CLOSURE
PAVING AND MILLING OPERATIONS IN LANE 2**



**MAINLINE CLOSURE
PAVING AND MILLING OPERATIONS IN LANE 3**

NOTES:

1. FOR SIGN DETAILS, SEE SIGN SUMMARY SHEET
2. TO BE USED DURING STOPPAGE OF TRAFFIC

LEGEND

- = FLASHING ARROW BOARD
- = CONSTRUCTION SIGN
- = PORTABLE - CHANGEABLE MESSAGE SIGN
- = DRUM SPACED AT 80' INTERVALS ON TANGENTS 40' INTERVALS ON TAPERS
- = WORK AREA

Scale: NOT TO SCALE

No.	Revision	By	Date

Designed by:

TYLIN INTERNATIONAL

CONSULTANT PROJECT MANAGER: Jim Ferguson

	By	Date		By	Date
Designed			Checked		
Drawn			In Charge of	JOF	11/2020

T.Y. Lin International
12 Northbrook Drive
Building A, Suite One
Falmouth, Maine 04105
TEL: (207) 781-4721
FAX: (207) 781-4753



**THE GOLD STAR
MEMORIAL HIGHWAY**

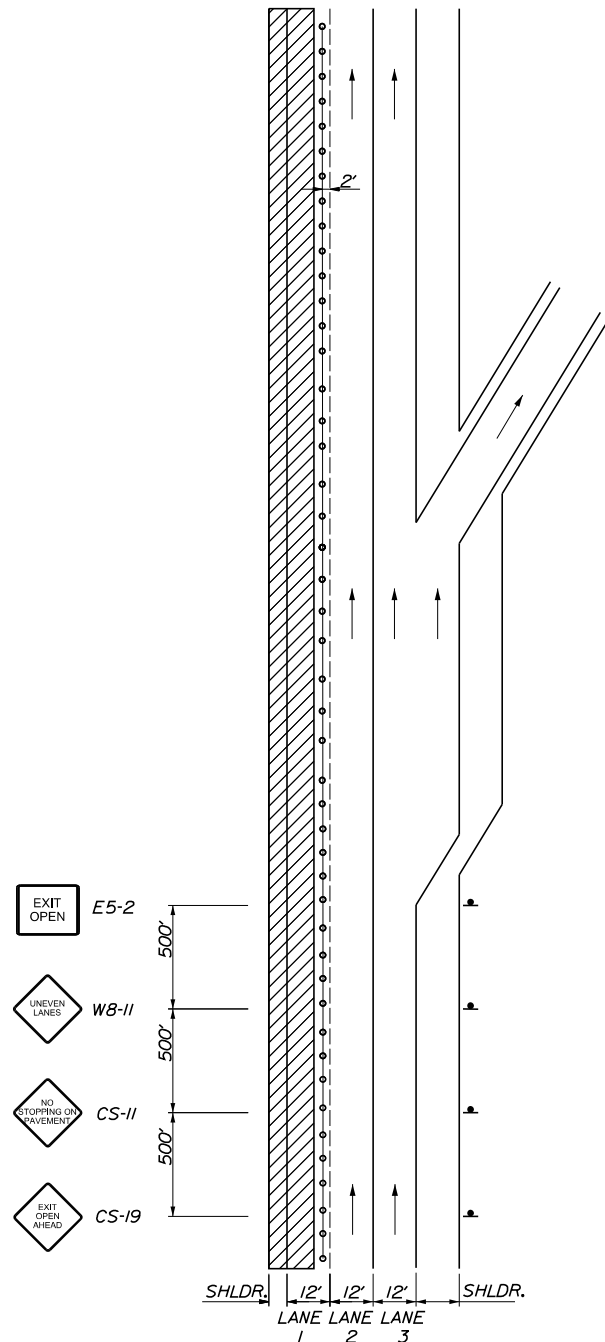
**PAVEMENT REHABILITATION AND
SAFETY IMPROVEMENTS MM 30.0 TO 35.5
TRAFFIC CONTROL
MAINLINE CLOSURE (2 OF 2)**

MTA PROJECT MANAGER: Ralph C. Norwood, IV

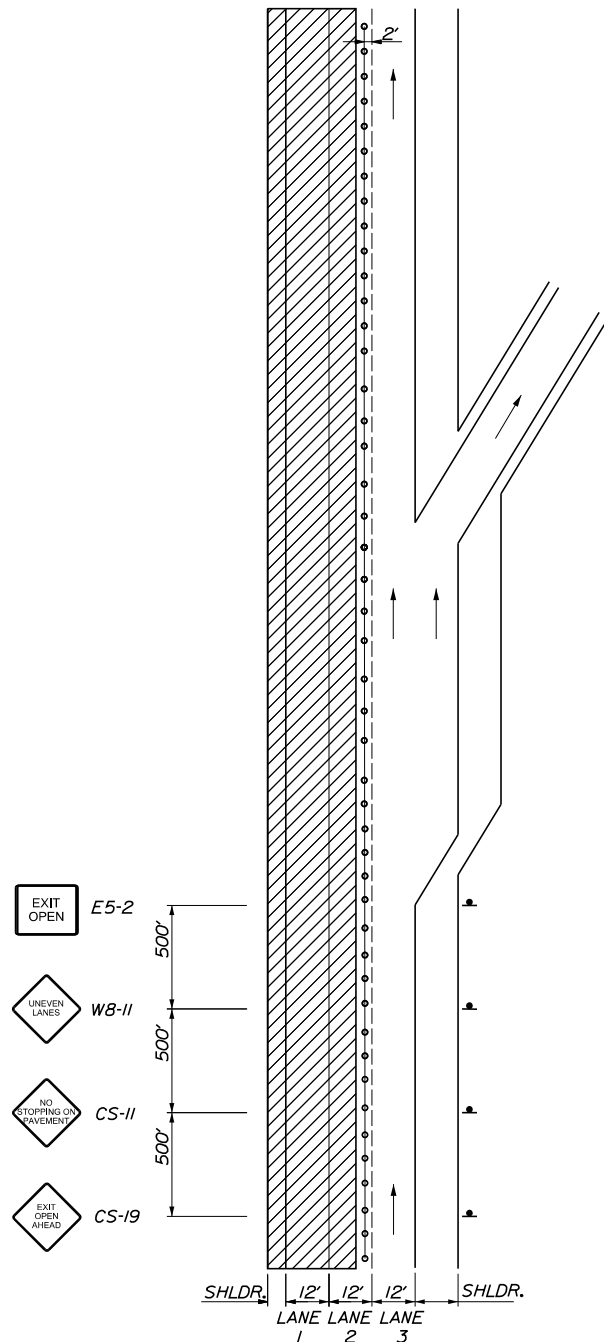
CONTRACT: 2021.01

SHEET NUMBER: M-3

13 OF 56



**LANE 1 CLOSED
TRAFFIC IN LANE 2 & 3
EXITING RAMP OPEN**



**LANES 1 & 2 CLOSED
TRAFFIC IN LANE 3
EXITING RAMP OPEN**

- NOTES:**
1. FOR SIGN DETAILS, SEE SIGN SUMMARY SHEETS.
 2. LANE CLOSURES AT ENTRANCE AND EXIT RAMP MAY BE COMBINED IF APPROVED BY THE RESIDENT.
 3. ALL M.O.T. DEVICES AND LOCATIONS NOT NOTED ON THIS SHEET SHALL BE AS NOTED ON "TRAFFIC CONTROL MAINLINE CLOSURE" SHEETS M-1 THROUGH M-3.

- LEGEND**
- = FLASHING ARROW BOARD
 - = CONSTRUCTION SIGN
 - = PORTABLE - CHANGEABLE MESSAGE SIGN
 - = DRUM SPACED AT 80' INTERVALS ON TANGENTS 40' INTERVALS ON TAPERS
 - = WORK AREA

Scale: NOT TO SCALE

No.	Revision	By	Date

Designed by: **TYLIN INTERNATIONAL**

CONSULTANT PROJECT MANAGER: Jim Ferguson

	By	Date		By	Date
Designed			Checked		
Drawn			In Charge of	JOF	11/2020

T.Y. Lin International
 12 Northbrook Drive
 Building A, Suite One
 Falmouth, Maine 04105
 TEL: (207) 781-4721
 FAX: (207) 781-4753

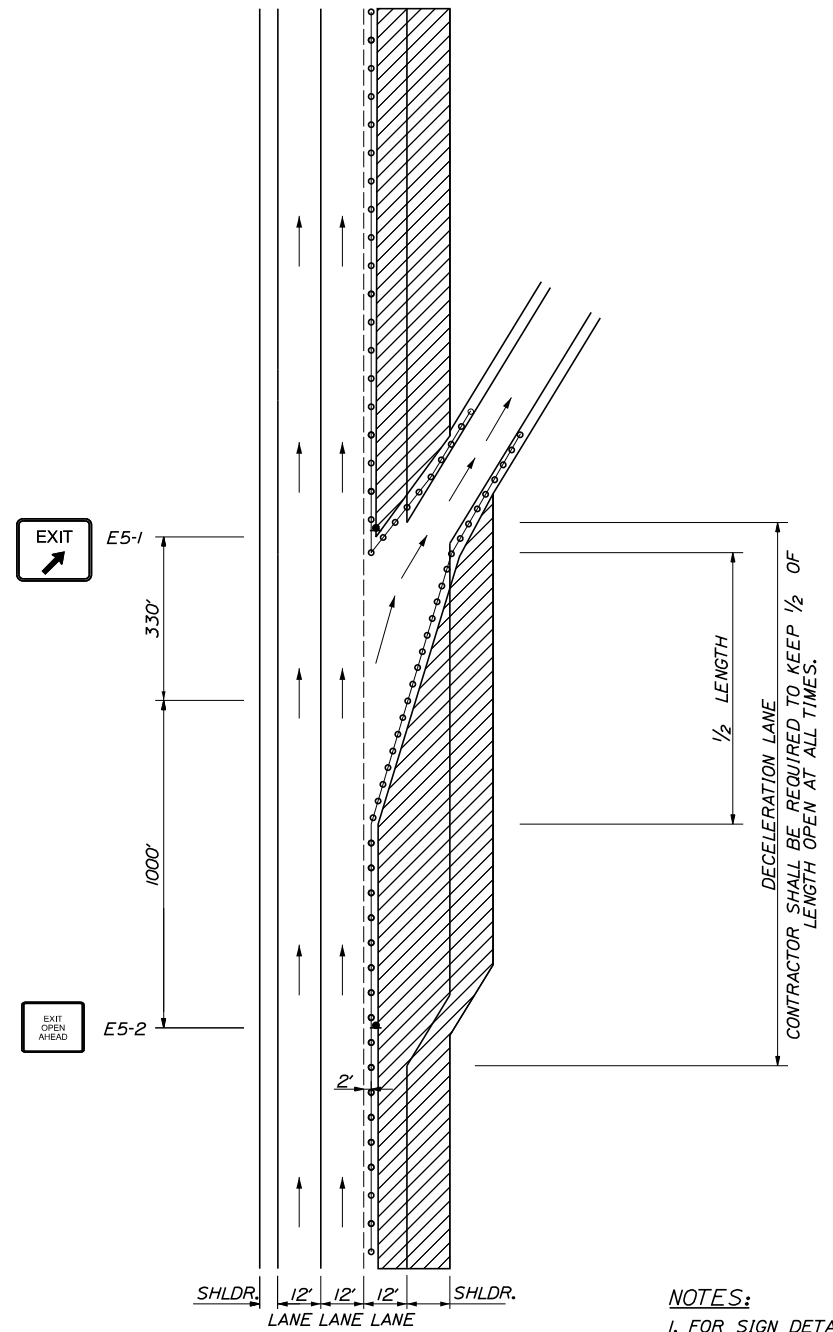
**THE GOLD STAR
MEMORIAL HIGHWAY**

MTA PROJECT MANAGER: Ralph C. Norwood, IV

**PAVEMENT REHABILITATION AND
SAFETY IMPROVEMENTS MM 30.0 TO 35.5**

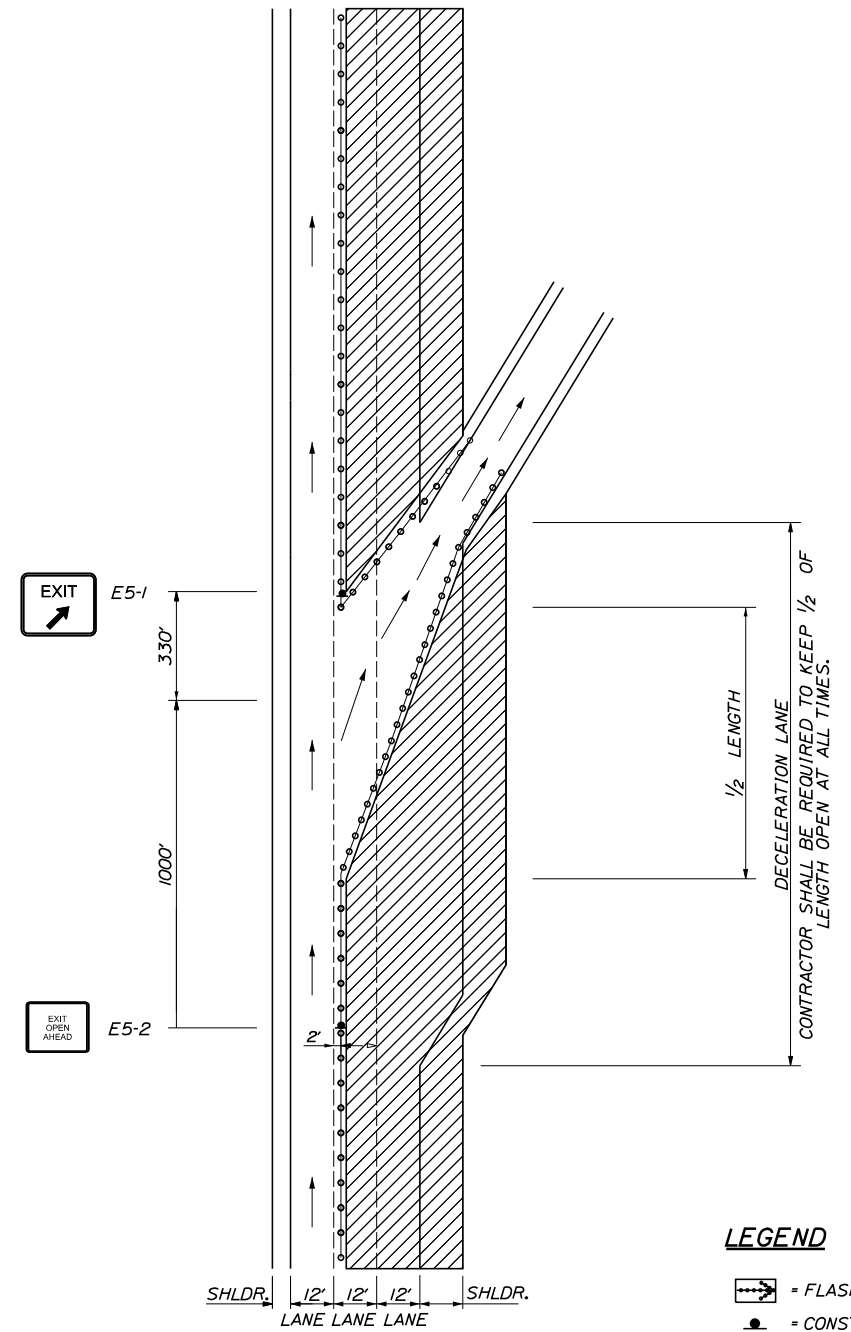
TRAFFIC CONTROL
 LANE CLOSURE AT EXIT RAMP (1 OF 2)

SHEET NUMBER: M-4
 CONTRACT: 2021.01
 14 OF 56



**LANE 3 CLOSED
TRAFFIC IN LANE 1 & 2
EXITING RAMP OPEN**

- NOTES:**
1. FOR SIGN DETAILS, SEE SIGN SUMMARY SHEETS.
 2. LANE CLOSURES AT ENTRANCE AND EXIT RAMP MAY BE COMBINED IF APPROVED BY THE RESIDENT.
 3. ALL M.O.T. DEVICES AND LOCATIONS NOT NOTED ON THIS SHEET SHALL BE AS NOTED ON "TRAFFIC CONTROL MAINLINE CLOSURE" SHEETS M-1 THROUGH M-3.
 4. CONTRACTOR SHALL RELOCATE CONSTRUCTION SIGNS AS DIRECTED BY THE RESIDENT
 5. EXIT SIGNS MUST BE 5' ABOVE THE PAVEMENT



**LANE 2 & 3 CLOSED
TRAFFIC IN LANE 1
EXITING RAMP OPEN**

- LEGEND**
- ▶ = FLASHING ARROW BOARD
 - = CONSTRUCTION SIGN
 - ⊞ = PORTABLE - CHANGEABLE MESSAGE SIGN
 - = DRUM SPACED AT 80' INTERVALS ON TANGENTS 40' INTERVALS ON TAPERS
 - ▨ = WORK AREA

Scale: NOT TO SCALE

No.	Revision	By	Date

Designed by: **TYLIN INTERNATIONAL**

CONSULTANT PROJECT MANAGER: Jim Ferguson

	By	Date		By	Date
Designed			Checked		
Drawn			In Charge of	JOF	11/2020

T.Y. Lin International
 12 Northbrook Drive
 Building A, Suite One
 Falmouth, Maine 04105
 TEL: (207) 781-4721
 FAX: (207) 781-4753

**THE GOLD STAR
MEMORIAL HIGHWAY**

MTA PROJECT MANAGER: Ralph C. Norwood, IV

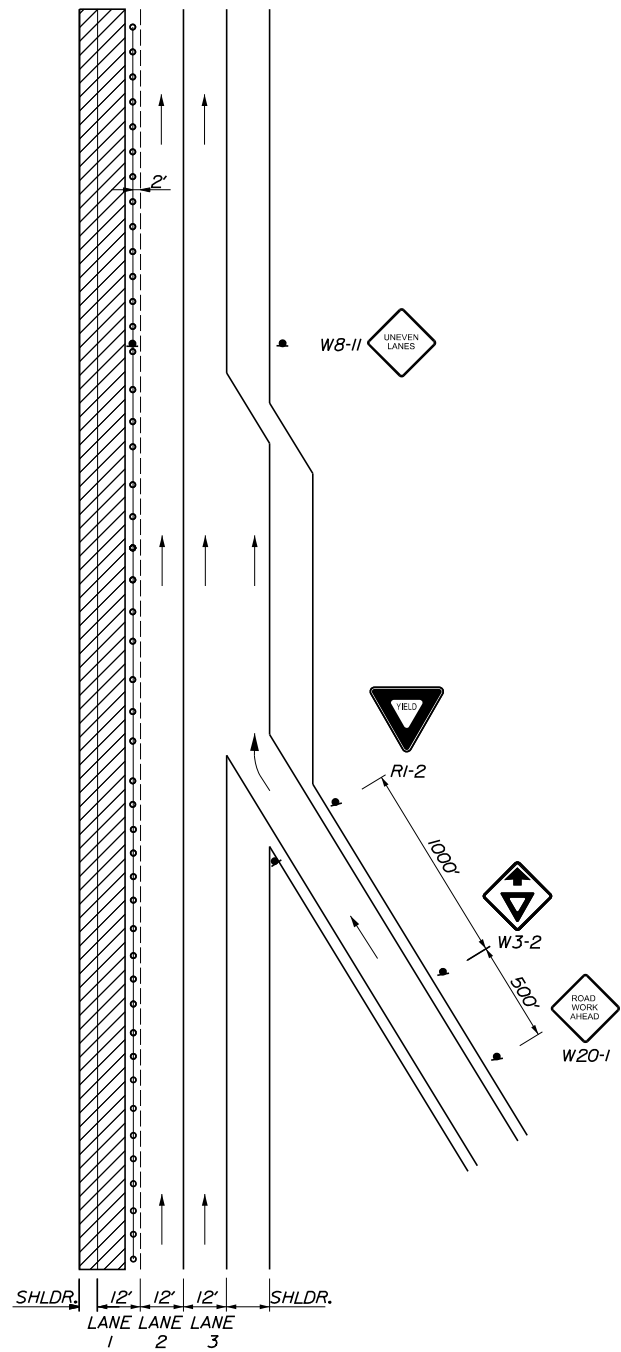
**PAVEMENT REHABILITATION AND
SAFETY IMPROVEMENTS MM 30.0 TO 35.5**

TRAFFIC CONTROL
LANE CLOSURE AT EXIT RAMP (2 OF 2)

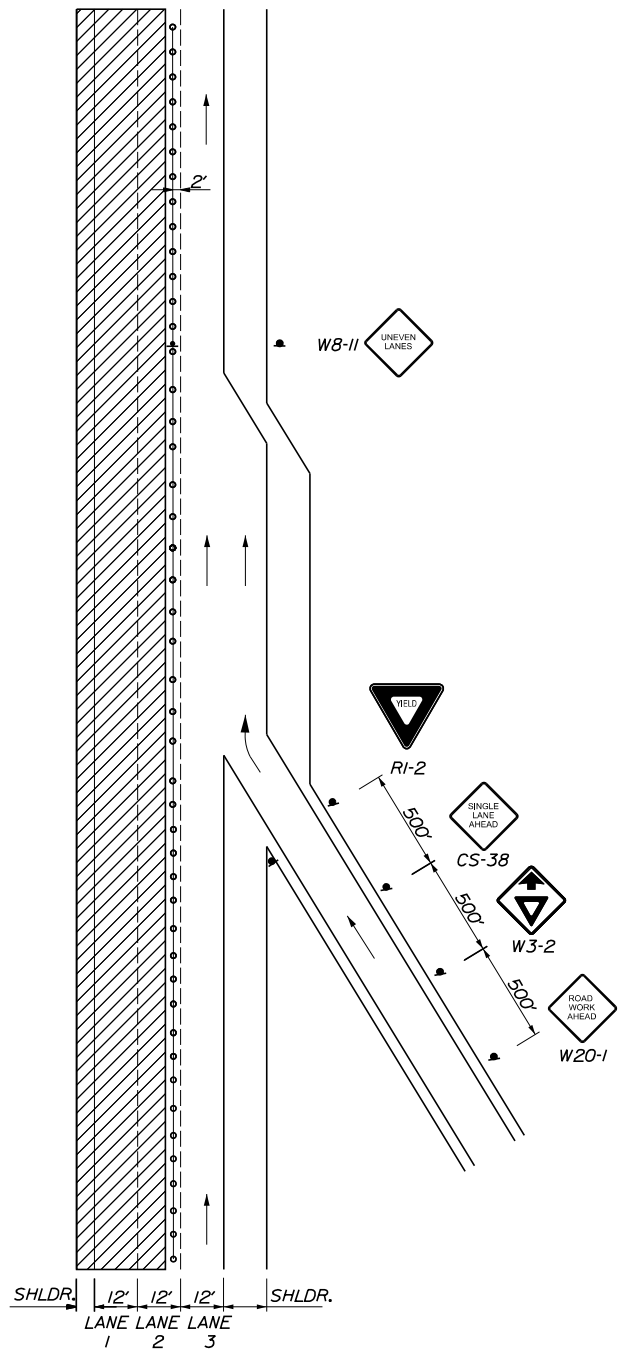
SHEET NUMBER: M-5
 CONTRACT: 2021.01
 15 OF 56

Date: 3/3/2021

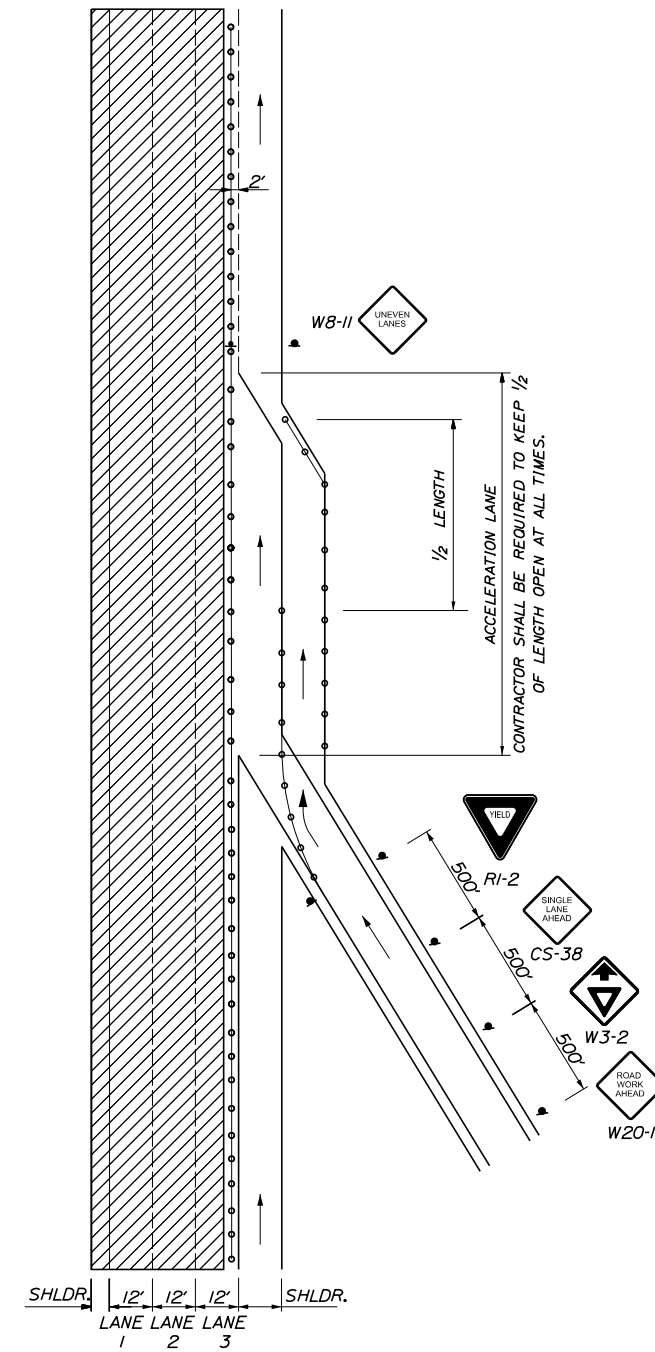
Filename: ...012-019_Traffic Control Details.dwg



LANE 1 CLOSED
TRAFFIC IN LANE 2 & 3
ENTERING RAMP OPEN



LANE 1 & 2 CLOSED
TRAFFIC IN LANE 3
ENTERING RAMP OPEN



LANE 1, 2, & 3 CLOSED
TRAFFIC IN SHOULDER
ENTERING RAMP OPEN

- NOTES:**
1. FOR SIGN DETAILS, SEE SIGN SUMMARY SHEETS.
 2. LANE CLOSURES AT ENTRANCE AND EXIT RAMP MAY BE COMBINED IF APPROVED BY THE RESIDENT.
 3. ALL M.O.T. DEVICES AND LOCATIONS NOT NOTED ON THIS SHEET SHALL BE AS NOTED ON "TRAFFIC CONTROL MAINLINE CLOSURE" SHEETS M-1 THROUGH M-3.
 4. CONTRACTOR SHALL RELOCATE CONSTRUCTION SIGNS AS DIRECTED BY THE RESIDENT
 5. ALL STOP AND YIELD SIGNS SHALL BE MOUNTED 5 FEET ABOVE THE PAVEMENT.

- LEGEND**
- = FLASHING ARROW BOARD
 - = CONSTRUCTION SIGN
 - = PORTABLE - CHANGEABLE MESSAGE SIGN
 - = DRUM SPACED AT 80' INTERVALS ON TANGENTS 40' INTERVALS ON TAPERS
 - = WORK AREA

Scale: NOT TO SCALE

No.	Revision	By	Date

Designed by: **TYLIN INTERNATIONAL**

CONSULTANT PROJECT MANAGER: Jim Ferguson

	By	Date		By	Date
Designed			Checked		
Drawn			In Charge of	JOF	11/2020

T.Y. Lin International
12 Northbrook Drive
Building A, Suite One
Falmouth, Maine 04105
TEL: (207) 781-4721
FAX: (207) 781-4753

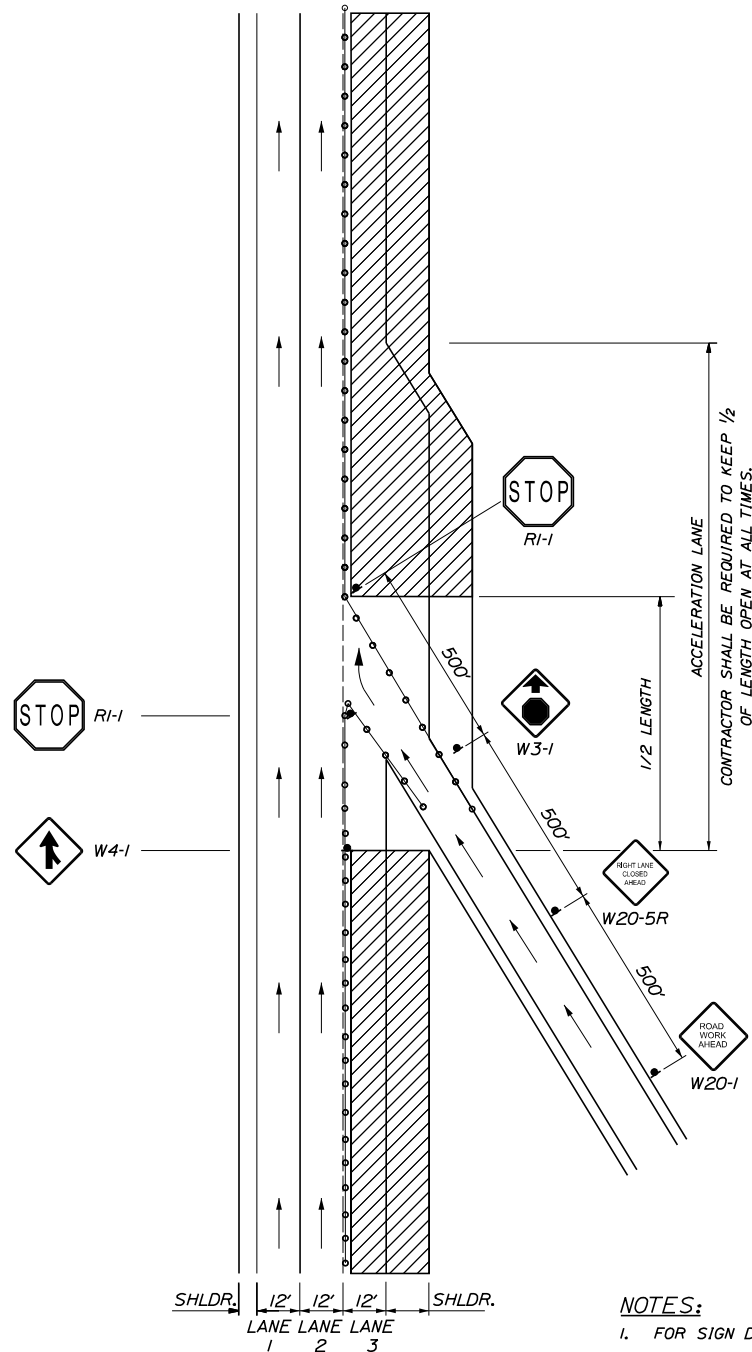
**THE GOLD STAR
MEMORIAL HIGHWAY**

MTA PROJECT MANAGER: Ralph C. Norwood, IV

**PAVEMENT REHABILITATION AND
SAFETY IMPROVEMENTS MM 30.0 TO 35.5**

TRAFFIC CONTROL
LANE CLOSURE AT ENTRANCE RAMP (1 OF 2)

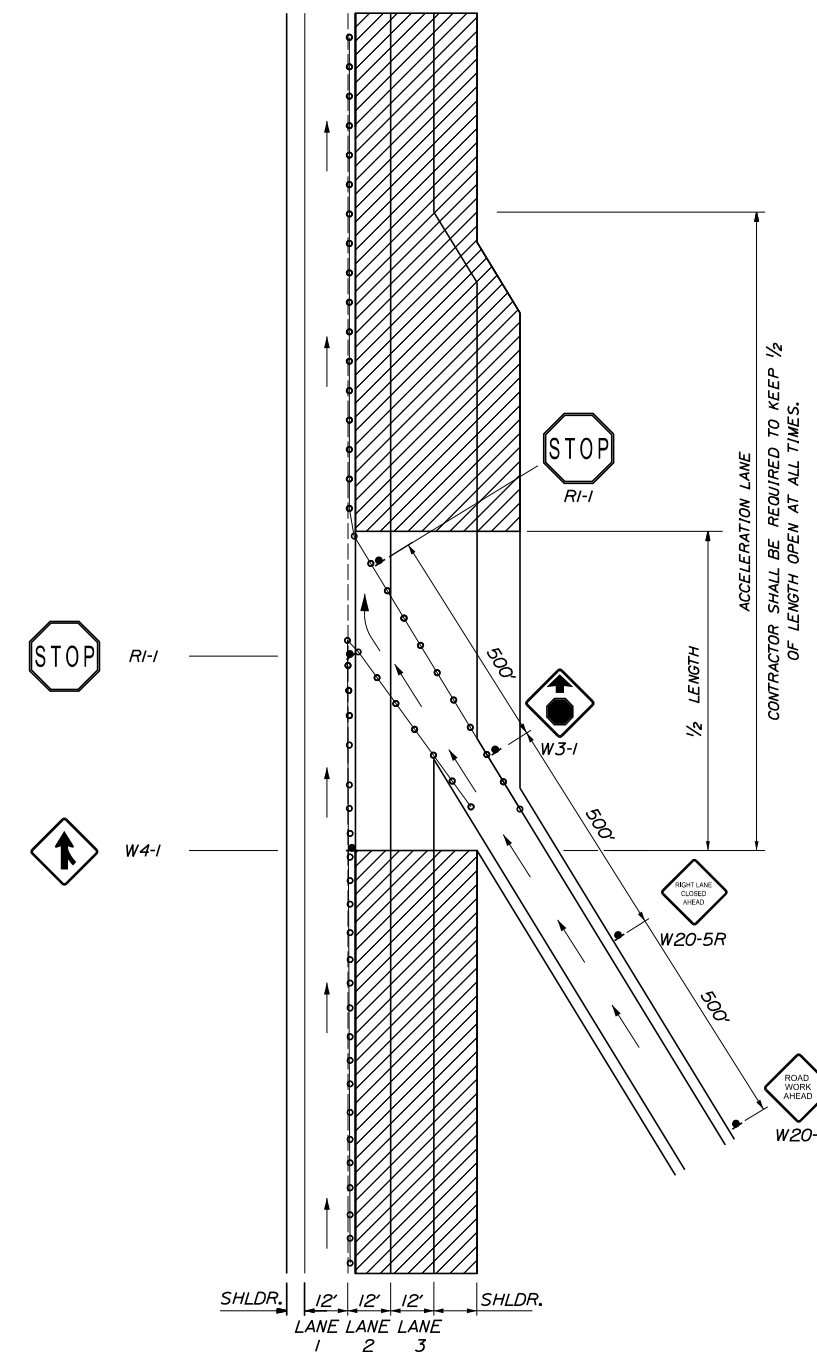
SHEET NUMBER: M-6
CONTRACT: 2021.01
16 OF 56



LANE 3 CLOSED
TRAFFIC IN LANE 1 & 2
ENTERING RAMP OPEN

NOTES:

1. FOR SIGN DETAILS, SEE SIGN SUMMARY SHEETS.
2. LANE CLOSURES AT ENTRANCE AND EXIT RAMP MAY BE COMBINED IF APPROVED BY THE RESIDENT.
3. ALL M.O.T. DEVICES AND LOCATIONS NOT NOTED ON THIS SHEET SHALL BE AS NOTED ON TRAFFIC CONTROL MAINLINE CLOSURE SHEETS M-1 THROUGH M-3.
4. CONTRACTOR SHALL RELOCATE CONSTRUCTION SIGNS AS DIRECTED BY THE RESIDENT
5. ALL STOP AND YIELD SIGNS SHALL BE MOUNTED 5 FEET ABOVE THE PAVEMENT.



LANE 2 & 3 CLOSED
TRAFFIC IN LANE 1
ENTERING RAMP OPEN

LEGEND

- = FLASHING ARROW BOARD
- = CONSTRUCTION SIGN
- = PORTABLE - CHANGEABLE MESSAGE SIGN
- = DRUM SPACED AT 80' INTERVALS ON TANGENTS 40' INTERVALS ON TAPERS
- = WORK AREA

Scale: NOT TO SCALE

No.	Revision	By	Date

Designed by: **TYLIN INTERNATIONAL**

CONSULTANT PROJECT MANAGER: Jim Ferguson

	By	Date		By	Date
Designed			Checked		
Drawn			In Charge of	JOF	11/2020

T.Y. Lin International
12 Northbrook Drive
Building A, Suite One
Falmouth, Maine 04105
TEL: (207) 781-4721
FAX: (207) 781-4753

THE GOLD STAR MEMORIAL HIGHWAY

MTA PROJECT MANAGER: Ralph C. Norwood, IV

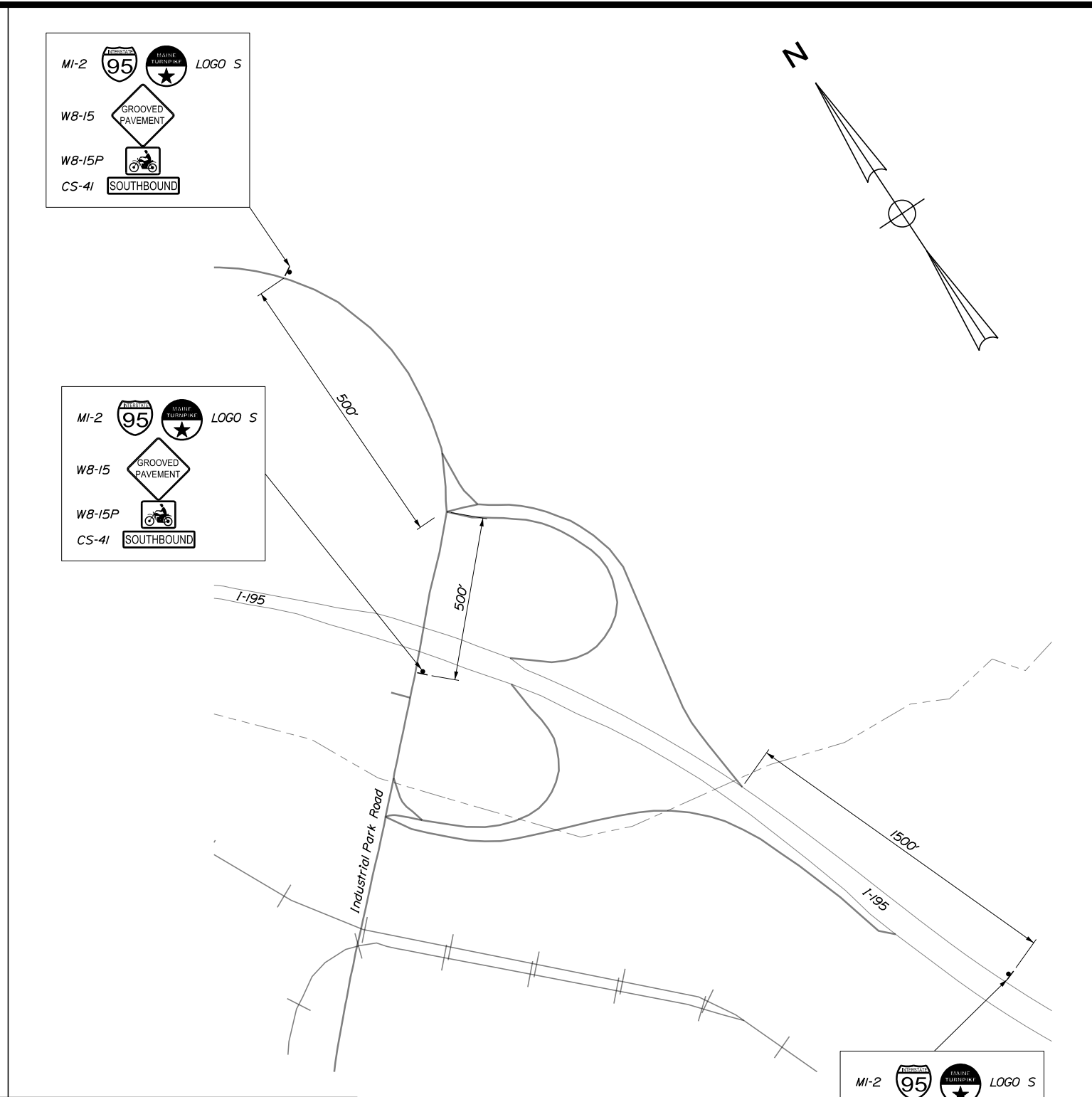
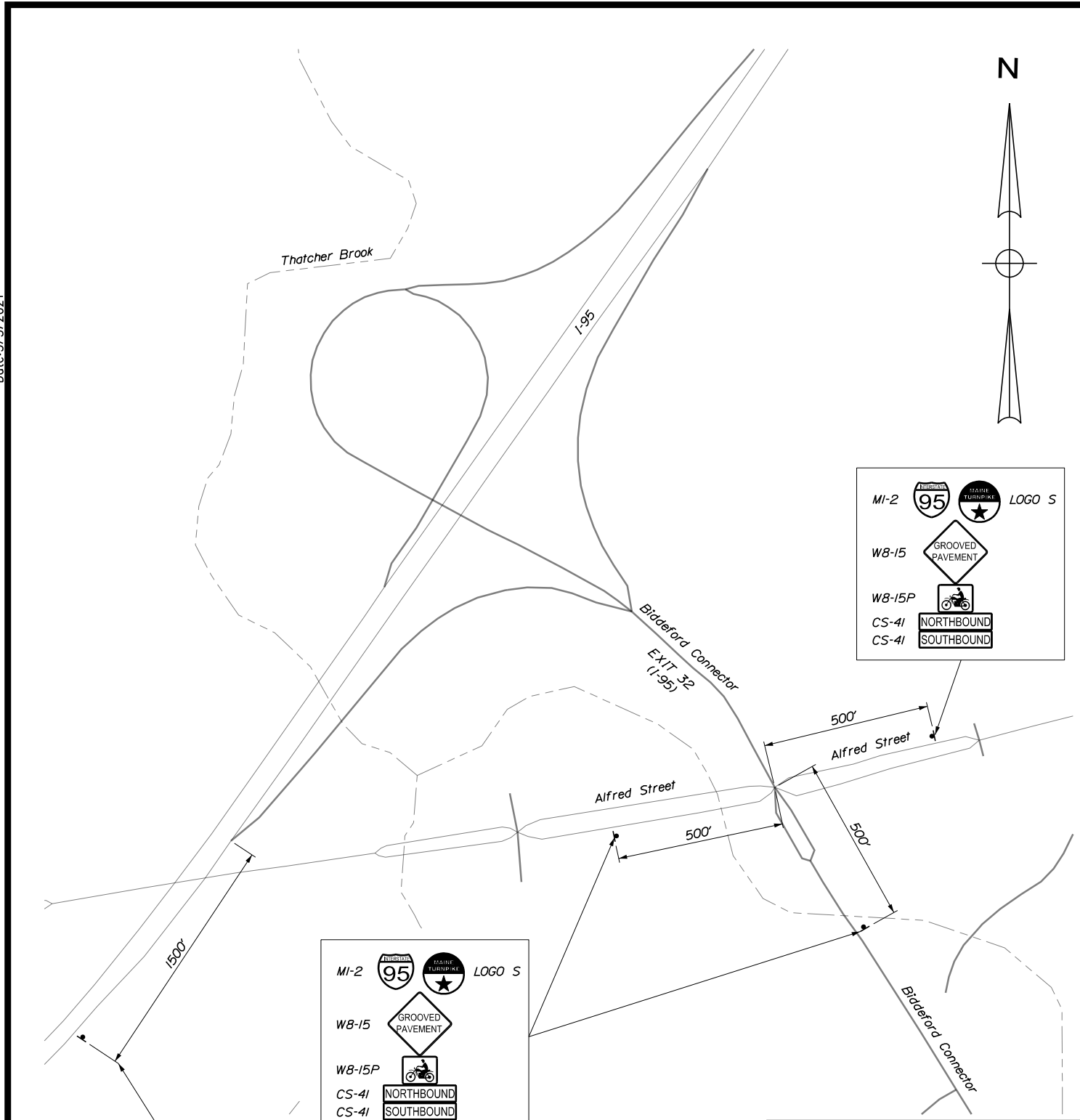
PAVEMENT REHABILITATION AND SAFETY IMPROVEMENTS MM 30.0 TO 35.5

TRAFFIC CONTROL
LANE CLOSURE AT ENTRANCE RAMP (2 OF 2)

SHEET NUMBER: M-7
CONTRACT: 2021.01
17 OF 56

Date: 3/3/2021

Filename: ...012-019_Traffic Control Details.dwg



MI-2 LOGO S
 WB-15 GROOVED PAVEMENT
 WB-15P WB-15P
 CS-41 NORTHBOUND
 CS-41 SOUTHBOUND

MI-2 LOGO S
 WB-15 GROOVED PAVEMENT
 WB-15P WB-15P
 CS-41 NORTHBOUND
 CS-41 SOUTHBOUND

MI-2 LOGO S
 WB-15 GROOVED PAVEMENT
 WB-15P WB-15P
 CS-41 SOUTHBOUND

MI-2 LOGO S
 WB-15 GROOVED PAVEMENT
 WB-15P WB-15P
 CS-41 SOUTHBOUND

EXIT 32 ADVANCED SIGNING LOCATIONS FOR MILLING AND PAVING OPERATIONS

EXIT 36 ADVANCED SIGNING LOCATIONS FOR MILLING AND PAVING OPERATIONS

NOTES:
 FOR ALL ADVANCED SIGNING LOCATIONS, ADVANCED WARNING SIGNS SHALL BE PLACED COVERED 24 HOURS IN ADVANCED OF ANY MAINLINE WORK THAT WILL INVOLVE MILLED SURFACES, UNCOVERED BEFORE BEGINNING OF WORK, AND SHALL BE REMOVED OR COVERED WHEN NO MILLED SURFACE IS PRESENT.

Scale: NOT TO SCALE

No.	Revision	By	Date

Designed by: **TYLIN INTERNATIONAL**

CONSULTANT PROJECT MANAGER: Jim Ferguson

	By	Date		By	Date
Designed			Checked		
Drawn			In Charge of	JOF	11/2020

T.Y. Lin International
 12 Northbrook Drive
 Building A, Suite One
 Falmouth, Maine 04105
 TEL: (207) 781-4721
 FAX: (207) 781-4753

MAINE TURNPIKE

THE GOLD STAR MEMORIAL HIGHWAY

MTA PROJECT MANAGER: Ralph C. Norwood, IV

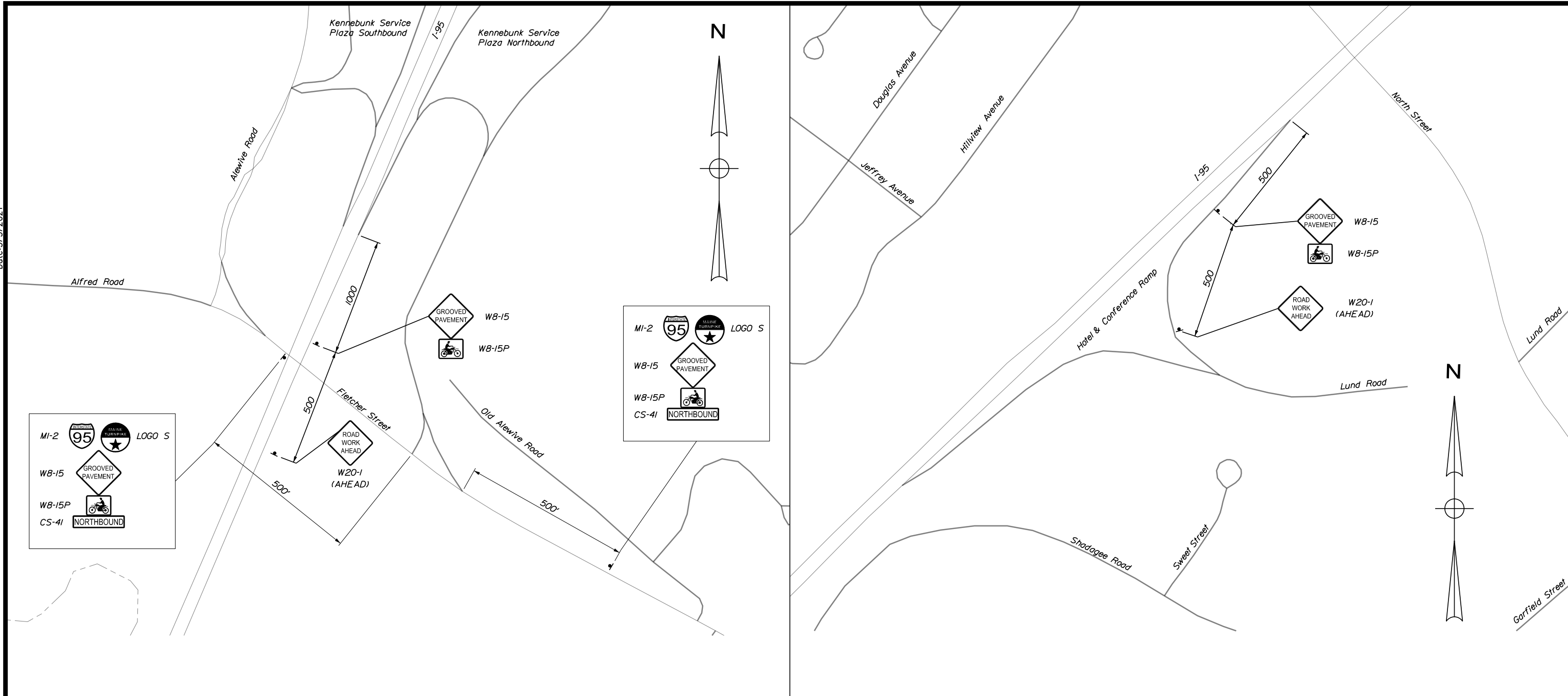
PAVEMENT REHABILITATION AND SAFETY IMPROVEMENTS MM 30.0 TO 35.5

TRAFFIC CONTROL
 ADVANCED SIGNING LOCATIONS

SHEET NUMBER: M-8
 CONTRACT: 2021.01
 18 OF 56

Date: 3/3/2021

Filename: ...012-019_Traffic Control Details.dwg



NORTHBOUND EXIT 25 RAMP ADVANCED SIGNING LOCATIONS FOR MILLING AND PAVING OPERATIONS

HOTEL & CONFERENCE RAMP ADVANCED SIGNING LOCATIONS FOR MILLING AND PAVING OPERATIONS

NOTES:
 FOR ALL ADVANCED SIGNING LOCATIONS, ADVANCED WARNING SIGNS SHALL BE PLACED COVERED 24 HOURS IN ADVANCED OF ANY MAINLINE WORK THAT WILL INVOLVE MILLED SURFACES, UNCOVERED BEFORE BEGINING OF WORK, AND SHALL BE REMOVED OR COVERED WHEN NO MILLED SURFACE IS PRESENT.

Scale: NOT TO SCALE


No.	Revision	By	Date

Designed by: **TYLIN INTERNATIONAL**

CONSULTANT PROJECT MANAGER: Jim Ferguson

	By	Date		By	Date
Designed			Checked		
Drawn			In Charge of	JOF	11/2020

T.Y. Lin International
 12 Northbrook Drive
 Building A, Suite One
 Falmouth, Maine 04105
 TEL: (207) 781-4721
 FAX: (207) 781-4753



THE GOLD STAR MEMORIAL HIGHWAY

MTA PROJECT MANAGER: Ralph C. Norwood, IV

PAVEMENT REHABILITATION AND SAFETY IMPROVEMENTS MM 30.0 TO 35.5
 TRAFFIC CONTROL
 EXIT 25 NB & CONFERENCE CENTER RAMP
 ADVANCED WARNING SIGNAGE

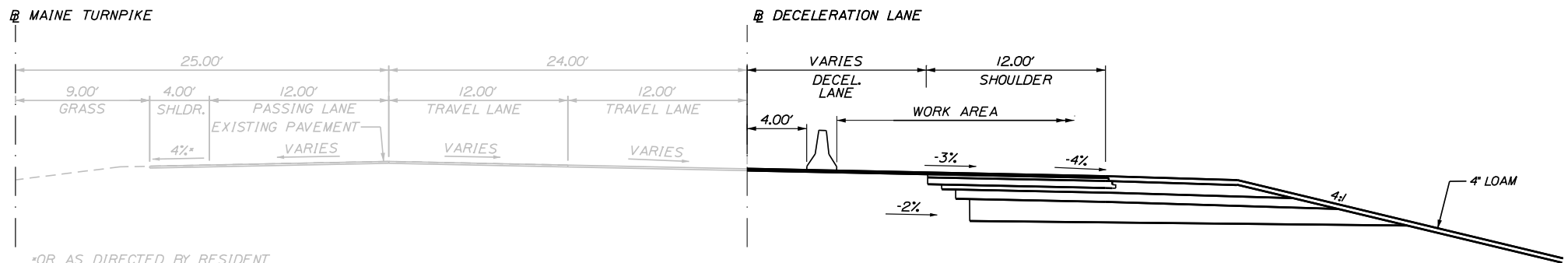
SHEET NUMBER: M-9
 CONTRACT: 2021.01
 19 OF 56

Date: 3/13/2021



CURVE DATA #1
 PI = 10+82.48
 D = 0°30'45.7"
 R = 0°50'41.5" Rt.
 L = 11175.43'
 E = 164.95'
 S = 82.48'
 P = 0.30'

PLAN



RAMP MOT SECTION
 NOT TO SCALE
 10+86 to 20+83



NOTES:
 1. SEE GENERAL MAINTENANCE OF TRAFFIC SHEET FOR CONSTRUCTION SIGN PLACEMENT INFORMATION AND ADDITIONAL NOTES.
 2. IF THE WORKZONE HAS ALREADY BEEN DEFINED BY OTHER SIGNAGE, THEN ADDITIONAL W20-1 SIGNS ARE NOT REQUIRED AT THIS LOCATION.

Filename: ... \MSTA\020_RampMOTPlan_01.dgn

Scale: 25 0 25 50			
No.	Revision	By	Date

Designed by:

TYLIN INTERNATIONAL

CONSULTANT PROJECT MANAGER: Jim Ferguson

Designed	TWA	1/2021	Checked		
Drawn	TWA	1/2021	In Charge of	JOF	11/2020

T.Y. Lin International
 12 Northbrook Drive
 Building A, Suite One
 Falmouth, Maine 04105
 TEL: (207) 781-4721
 FAX: (207) 781-4753

MAINE TURNPIKE

THE GOLD STAR MEMORIAL HIGHWAY

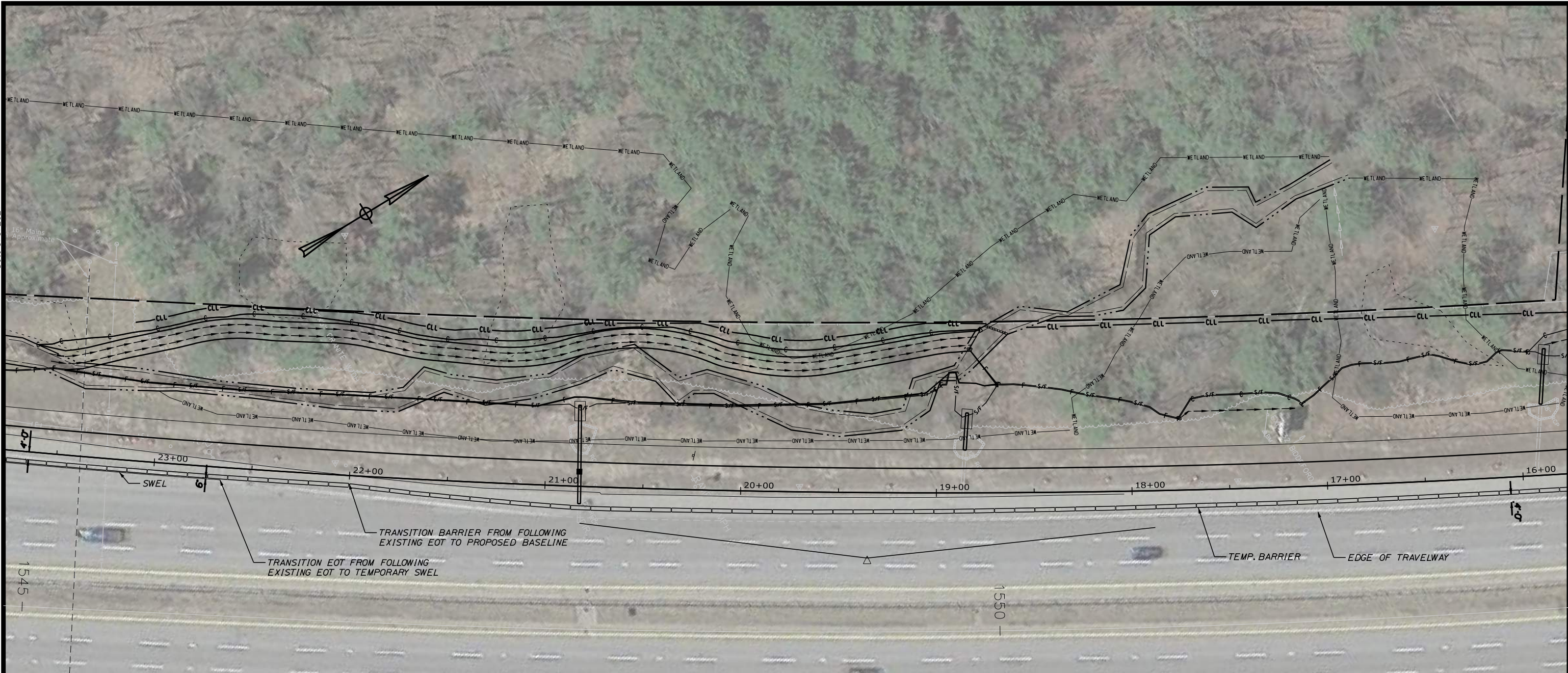
MTA PROJECT MANAGER: Ralph C. Norwood, IV

PAVEMENT REHABILITATION AND SAFETY IMPROVEMENTS MM 30.0 TO 35.5

RAMP MOT PLAN
 SHEET 1 OF 3

SHEET NUMBER: M-10
 CONTRACT: 2021.01
 20 OF 56

Date: 3/3/2021



1545 -

1550 -

Filename: ... \MSTA\021_Ramp\MOTPlan_02.dgn

Scale:

No.	Revision	By	Date

Designed by:
TYLIN INTERNATIONAL

CONSULTANT PROJECT MANAGER: Jim Ferguson

	By	Date		By	Date
Designed	TWA	1/2021	Checked		
Drawn	TWA	1/2021	In Charge of	JOF	11/2020

T.Y. Lin International
 12 Northbrook Drive
 Building A, Suite One
 Falmouth, Maine 04105
 TEL: (207) 781-4721
 FAX: (207) 781-4753



**THE GOLD STAR
 MEMORIAL HIGHWAY**

MTA PROJECT MANAGER: Ralph C. Norwood, IV

**PAVEMENT REHABILITATION AND
 SAFETY IMPROVEMENTS MM 30.0 TO 35.5**

**RAMP MOT PLAN
 SHEET 2 OF 3**

CONTRACT: 2021.01 SHEET NUMBER: M-11
21 OF 56

Date: 3/3/2021



PLAN

Filename: ... \MSTA.022_RampMOTPlan_03.dgn

Scale: 1" = 25'

No.	Revision	By	Date

Designed by:

TYLIN INTERNATIONAL

CONSULTANT PROJECT MANAGER: Jim Ferguson

	By	Date		By	Date
Designed	TWA	1/2021	Checked		
Drawn	TWA	1/2021	In Charge of	JOF	11/2020

T.Y. Lin International
 12 Northbrook Drive
 Building A, Suite One
 Falmouth, Maine 04105
 TEL: (207) 781-4721
 FAX: (207) 781-4753

**THE GOLD STAR
 MEMORIAL HIGHWAY**

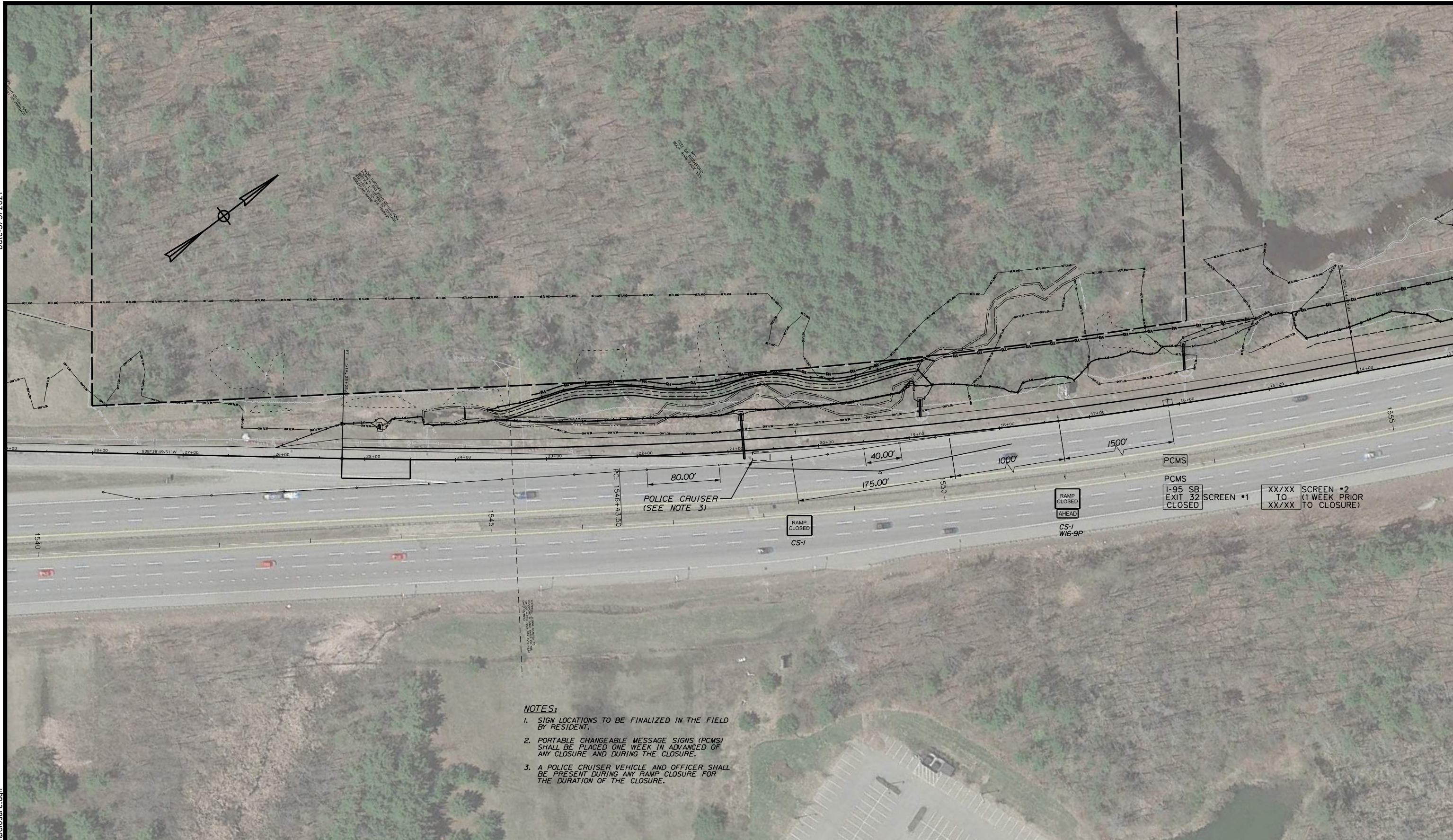
MTA PROJECT MANAGER: Ralph C. Norwood, IV

PAVEMENT REHABILITATION AND
 SAFETY IMPROVEMENTS MM 30.0 TO 35.5

**RAMP MOT PLAN
 SHEET 3 OF 3**

SHEET NUMBER: M-12
 CONTRACT: 2021.01
 22 OF 56

Date: 3/3/2021



- NOTES:**
1. SIGN LOCATIONS TO BE FINALIZED IN THE FIELD BY RESIDENT.
 2. PORTABLE CHANGEABLE MESSAGE SIGNS (PCMS) SHALL BE PLACED ONE WEEK IN ADVANCED OF ANY CLOSURE AND DURING THE CLOSURE.
 3. A POLICE CRUISER VEHICLE AND OFFICER SHALL BE PRESENT DURING ANY RAMP CLOSURE FOR THE DURATION OF THE CLOSURE.

Filename: ... \MSTA\023_RampClosure.dgn

Scale: 50 0 50 100

No.	Revision	By	Date

Designed by:

TY-LIN INTERNATIONAL

CONSULTANT PROJECT MANAGER: Jim Ferguson

	By	Date		By	Date
Designed	TWA	2/2021	Checked		
Drawn	TWA	2/2021	In Charge of	JOF	11/2020

T.Y. Lin International
 12 Northbrook Drive
 Building A, Suite One
 Falmouth, Maine 04105
 TEL: (207) 781-4721
 FAX: (207) 781-4753

**THE GOLD STAR
MEMORIAL HIGHWAY**

MTA PROJECT MANAGER: Ralph C. Norwood, IV

**PAVEMENT REHABILITATION AND
SAFETY IMPROVEMENTS MM 30.0 TO 35.5**

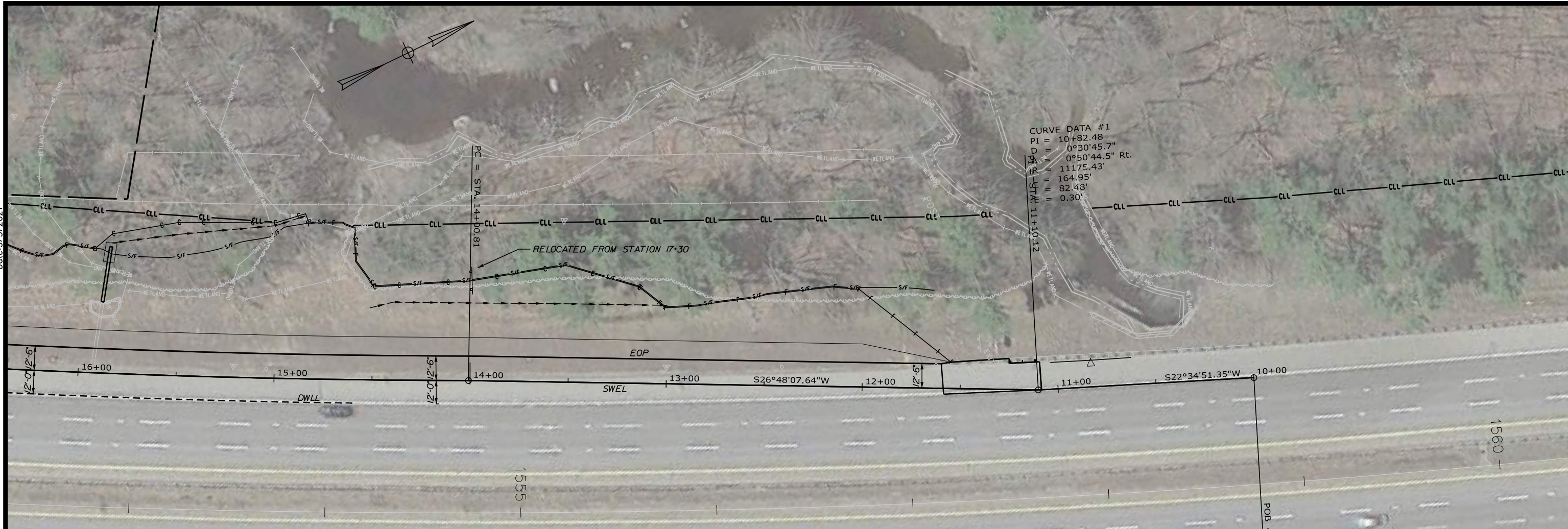
EXIT 32 RAMP CLOSURE

SHEET NUMBER: M-13
23 OF 56

CONTRACT: 2021.01

Date: 3/13/2021

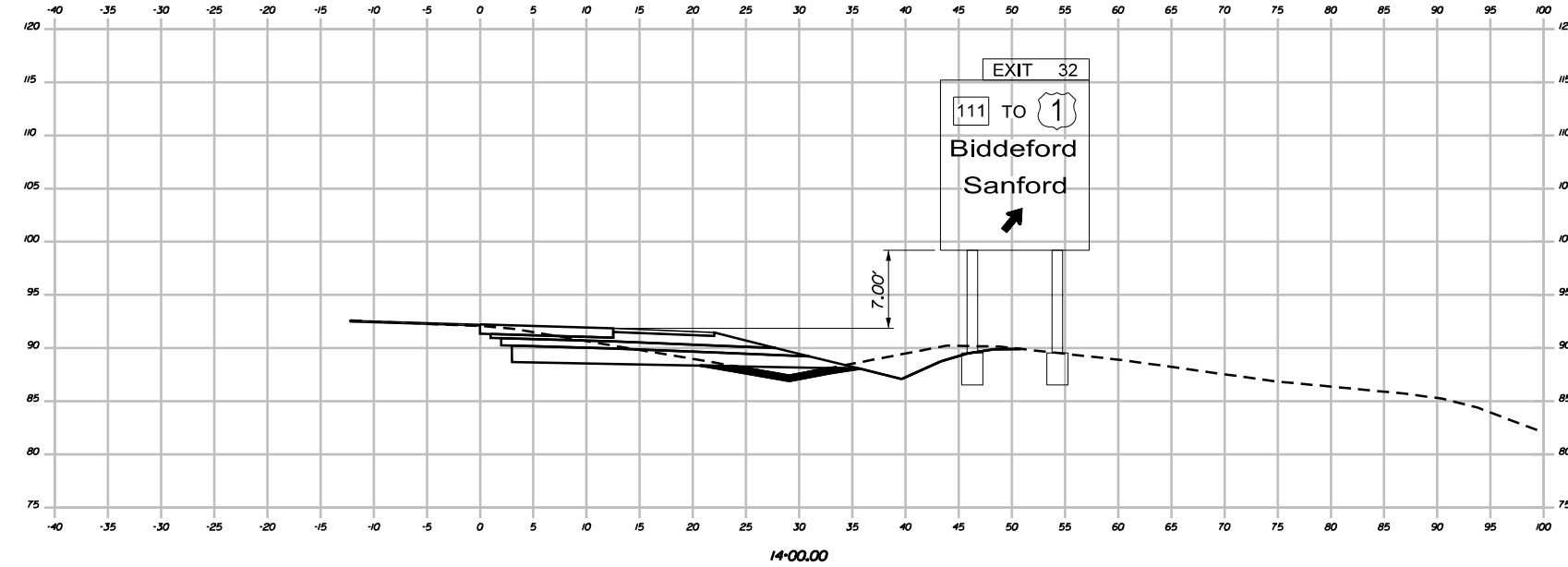
Filename: ... \MSTA024 - StripingPlan_01.dgn



CURVE DATA #1
 PI = 10+82.48
 PD = 0°30'45.7"
 PC = 0°50'44.5" Rt.
 = 11175.43'
 = 164.95'
 = 82.43'
 = 0.30'

RELOCATED FROM STATION 17+30

PROPOSED SIGN LOCATION



LEGEND
 SWEL - SINGLE WHITE EDGE LINE
 DWLL - DOTTED WHITE LANE LINE (TAPE)
 EOP - EDGE OF PAVEMENT



Designed by:

TYLIN INTERNATIONAL

CONSULTANT PROJECT MANAGER: Jim Ferguson

No.	Revision	By	Date

Designed	By	Date	Checked	By	Date
Drawn			In Charge of	JOF	11/2020

T.Y. Lin International
 12 Northbrook Drive
 Building A, Suite One
 Falmouth, Maine 04105
 TEL: (207) 781-4721
 FAX: (207) 781-4753



THE GOLD STAR MEMORIAL HIGHWAY

PAVEMENT REHABILITATION AND SAFETY IMPROVEMENTS MM 30.0 TO 35.5
 SIGNING AND STRIPING
 PLAN SHEET 1 OF 3

MTA PROJECT MANAGER: Ralph C. Norwood, IV

CONTRACT: 2021.01

SHEET NUMBER: S-1

24 OF 56

Date: 3/3/2021

Filename: ... \MSTA\025-StripingPlan_02.dgn



Scale: 25 0 25 50

No.	Revision	By	Date

Designed by:

TYLIN INTERNATIONAL

CONSULTANT PROJECT MANAGER: Jim Ferguson

	By	Date		By	Date
Designed			Checked		
Drawn			In Charge of	JOF	11/2020

T.Y. Lin International
 12 Northbrook Drive
 Building A, Suite One
 Falmouth, Maine 04105
 TEL: (207) 781-4721
 FAX: (207) 781-4753

MAINE TURNPIKE

THE GOLD STAR MEMORIAL HIGHWAY

MTA PROJECT MANAGER: Ralph C. Norwood, IV

PAVEMENT REHABILITATION AND SAFETY IMPROVEMENTS MM 30.0 TO 35.5

SIGNING AND STRIPING
 PLAN SHEET 2 OF 3

SHEET NUMBER: S-2
 CONTRACT: 2021.01
 25 OF 56

Date: 3/13/2021

Filename: ... \MSTA\026 StripingPlan_03.dwg



CURVE DATA #3
 PI = 31+10.71
 Δ = 6°01'22.4"
 R = 17°17'49.7" Rt.
 L = 951.30'
 T = 287.19'
 E = 144.70'
 F = 10.94'

PC = STA. 29+66.82

PT = STA. 25+25.07

LEGEND
 SWEL - SINGLE WHITE EDGE LINE
 DWLL - DOTTED WHITE LANE LINE (TAPE)
 EOP - EDGE OF PAVEMENT

Scale: 25 0 25 50

No.	Revision	By	Date

Designed by:
TYLIN INTERNATIONAL
 CONSULTANT PROJECT MANAGER: Jim Ferguson

	By	Date		By	Date
Designed			Checked		
Drawn			In Charge of	JOF	11/2020

T.Y. Lin International
 12 Northbrook Drive
 Building A, Suite One
 Falmouth, Maine 04105
 TEL: (207) 781-4721
 FAX: (207) 781-4753

**THE GOLD STAR
MEMORIAL HIGHWAY**






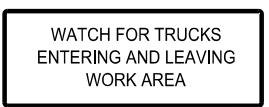

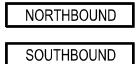
MTA PROJECT MANAGER: Ralph C. Norwood, IV







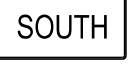




**PAVEMENT REHABILITATION AND
SAFETY IMPROVEMENTS MM 30.0 TO 35.5**

SIGNING AND STRIPING
PLAN SHEET 3 OF 3

SHEET NUMBER: S-3
CONTRACT: 2021.01
26 OF 56

Date: 3/31/2021

IDENTIFICATION NUMBER	SIZE OF SIGN		TEXT	TEXT DIMENSIONS (INCHES)			NUMBER OF SIGNS REQUIRED	COLOR		BORDER RADIUS	AREA IN SQUARE FEET	NOTES
	WIDTH	HEIGHT		LETTER HEIGHT	VERTICAL SPACING	ARROW RTE. MKR.		BACK-GROUND	LEGEND BORDER			
CS-1	48"	36"		8"	6"		3	ORANGE	BLACK		12.00 (36)	
CS-3	48"	48"		6"	4"		8	ORANGE	BLACK		16.00 (128)	
CS4-9P	36"	48"		7"	5.25"		10	ORANGE	BLACK		12.00 (120)	
CS-11	48"	48"		6"	4"		10	ORANGE	BLACK		16.00 (160)	
CS-19	48"	48"		6"	4"		3	ORANGE	BLACK		16.00 (48)	
CS-33	96"	36"		6"	4"		4	ORANGE	BLACK		24.00 (96)	
CS-38	48"	48"		6"	4"		2	ORANGE	BLACK		16.00 (32)	
CS-41 (NORTH) (SOUTH)	96"	18"		8C	5"		8 6	ORANGE	BLACK		12.00 (96) 12.00 (72)	

IDENTIFICATION NUMBER	SIZE OF SIGN		TEXT	TEXT DIMENSIONS (INCHES)			NUMBER OF SIGNS REQUIRED	COLOR		BORDER RADIUS	AREA IN SQUARE FEET	NOTES
	WIDTH	HEIGHT		LETTER HEIGHT	VERTICAL SPACING	ARROW RTE. MKR.		BACK-GROUND	LEGEND BORDER			
E5-1	72"	60"		TEXT DIMENSIONS SHALL CONFORM TO "STANDARD HIGHWAY SIGNS" - 2009 & 2012 SUPPLEMENT			2	GREEN	WHITE		30.00 (60)	
E5-2 (OPEN) (OPEN AHEAD)	60"	48"					2 2	ORANGE	BLACK		20.00 (40) 20.00 (40)	
G20-1	48"	24"					4	ORANGE	BLACK		8.00 (32)	
G20-2	48"	24"					4	ORANGE	BLACK		8.00 (32)	
G20-5aP	48"	24"					8	ORANGE	BLACK		8.00 (64)	
MI-2	24"	24"					11	RED/BLUE	WHITE		4.00 (44)	
M3-3	24"	12"					2	WHITE	BLACK		2.00 (4)	
RI-1	48"	48"					2	RED	WHITE		16.00 (32)	
RI-2	60"	60"					2	WHITE	RED		12.50 (25)	
R2-1 (60 MPH) (50 MPH)	48"	60"					8 8	WHITE	BLACK		20.00 (160) 20.00 (160)	
R2-6aP	48"	24"					8	WHITE	BLACK		8.00 (64)	

Filename: ...027-029_MOT_Sign_Summary.dgn

Scale: NOT TO SCALE

No.	Revision	By	Date


Designed by:

TY-LIN INTERNATIONAL

CONSULTANT PROJECT MANAGER: Jim Ferguson

Designed	By	Date	Checked	By	Date
Drawn			In Charge of	JOF	11/2020





T.Y. Lin International
 12 Northbrook Drive
 Building A, Suite One
 Falmouth, Maine 04105
 TEL: (207) 781-4721
 FAX: (207) 781-4753




 THE GOLD STAR MEMORIAL HIGHWAY

MTA PROJECT MANAGER: Ralph C. Norwood, IV

PAVEMENT REHABILITATION AND SAFETY IMPROVEMENTS MM 30.0 TO 35.5
 MAINTENANCE OF TRAFFIC SIGN SUMMARY (1 OF 3)
 SHEET NUMBER: S-4
 CONTRACT: 2021.01
 27 OF 56

Date: 3/31/2021

IDENTIFICATION NUMBER	SIZE OF SIGN		TEXT	TEXT DIMENSIONS (INCHES)			NUMBER OF SIGNS REQUIRED	COLOR		BORDER RADIUS	AREA IN SQUARE FEET	NOTES
	WIDTH	HEIGHT		LETTER HEIGHT	VERTICAL SPACING	ARROW RTE. MKR.		BACK-GROUND	LEGEND BORDER			
R2-12	36"	54"	END WORK ZONE SPEED LIMIT				8	WHITE	BLACK		13.5 (108)	
W1-4 (RIGHT) (LEFT)	48"	48"					2 2	ORANGE	BLACK		16.00 (32) 16.00 (32)	
W3-1	48"	48"					2	ORANGE	BLACK		16.00 (32)	
W3-2	48"	48"					2	ORANGE	BLACK		16.00 (32)	
W3-4	48"	48"	BE PREPARED TO STOP				8	ORANGE	BLACK		16.00 (128)	
W3-5 (60 MPH) (50 MPH)	48"	48"					8 8	ORANGE	BLACK		16.00 (128) 16.00 (128)	

IDENTIFICATION NUMBER	SIZE OF SIGN		TEXT	TEXT DIMENSIONS (INCHES)			NUMBER OF SIGNS REQUIRED	COLOR		BORDER RADIUS	AREA IN SQUARE FEET	NOTES
	WIDTH	HEIGHT		LETTER HEIGHT	VERTICAL SPACING	ARROW RTE. MKR.		BACK-GROUND	LEGEND BORDER			
W4-1	48"	48"					2	ORANGE	BLACK		16.00 (32)	
W4-2 (LEFT) (RIGHT)	48"	48"					8 8	ORANGE	BLACK		16.00 (128) 16.00 (128)	
W7-3aP	36"	30"	NEXT X FEET				1	ORANGE	BLACK		7.50 (7.5)	
W8-11	48"	48"	UNEVEN LANES				10	ORANGE	BLACK		16.00 (160)	
W8-15	48"	48"	GROOVED PAVEMENT				19	ORANGE	BLACK		16.00 (304)	
W8-15P	30"	24"					19	ORANGE	BLACK		5.00 (95)	
W16-9p	24"	12"	AHEAD				2	ORANGE	BLACK		2.00 (4)	

Filename: ...027-029_MOT_Sign_Summary.dgn

Scale: NOT TO SCALE

No.	Revision	By	Date

Designed by:

TY-LIN INTERNATIONAL

CONSULTANT PROJECT MANAGER: Jim Ferguson

Designed	By	Date	Checked	By	Date
Drawn			In Charge of	JOF	11/2020

T.Y. Lin International
 12 Northbrook Drive
 Building A, Suite One
 Falmouth, Maine 04105
 TEL: (207) 781-4721
 FAX: (207) 781-4753

MAINE TURNPIKE

THE GOLD STAR MEMORIAL HIGHWAY

MTA PROJECT MANAGER: Ralph C. Norwood, IV

PAVEMENT REHABILITATION AND SAFETY IMPROVEMENTS MM 30.0 TO 35.5







MAINTENANCE OF TRAFFIC SIGN SUMMARY (2 OF 3)

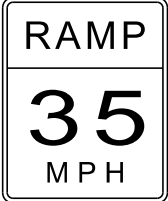
SHEET NUMBER: S-5

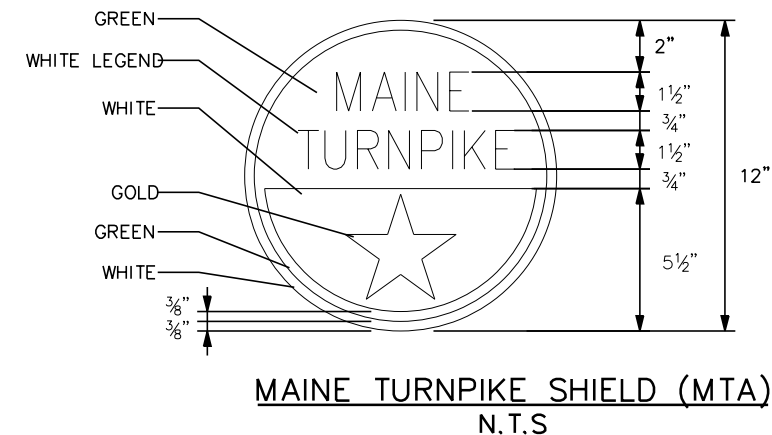
CONTRACT: 2021.01

28 OF 56

Date: 3/31/2021

IDENTIFICATION NUMBER	SIZE OF SIGN		TEXT	TEXT DIMENSIONS (INCHES)			NUMBER OF SIGNS REQUIRED	COLOR		BORDER RADIUS	AREA IN SQUARE FEET	NOTES
	WIDTH	HEIGHT		LETTER HEIGHT	VERTICAL SPACING	ARROW RTE. MKR.		BACK-GROUND	LEGEND BORDER			
W20-1 (1 MILE) (AHEAD)	48"	48"		TEXT DIMENSIONS SHALL CONFORM TO "STANDARD HIGHWAY SIGNS" - 2009 & 2012 SUPPLEMENT			8 8	ORANGE	BLACK		16.00 (128) 16.00 (128)	
W20-5 (LEFT 1/2 MILE) (RIGHT 1/2 MILE) (RIGHT AHEAD)	48"	48"					4 4 2	ORANGE	BLACK		16.00 (64) 16.00 (64) 16.00 (32)	
W20-5a (LEFT) (RIGHT)	48"	48"					4 4	ORANGE	BLACK		16.00 (64) 16.00 (64)	
W21-5aR (RIGHT)	48"	48"					1	ORANGE	BLACK		16.00 (16)	
W21-5bR (RIGHT)	48"	48"					1	ORANGE	BLACK		16.00 (16)	
LOGO S	24"	24"		SEE DETAIL			11	SEE DETAIL			4.00 (44)	

IDENTIFICATION NUMBER	SIZE OF SIGN		TEXT	TEXT DIMENSIONS (INCHES)			NUMBER OF SIGNS REQUIRED	COLOR		BORDER RADIUS	AREA IN SQUARE FEET	NOTES
	WIDTH	HEIGHT		LETTER HEIGHT	VERTICAL SPACING	ARROW RTE. MKR.		BACK-GROUND	LEGEND BORDER			
W13-3	36"	48"		TEXT DIMENSIONS SHALL CONFORM TO "STANDARD HIGHWAY SIGNS" - 2009 & 2012 SUPPLEMENT			1	YELLOW	BLACK		12.00 (12)	SIGN TO BE PERMANENTLY PLACED STA. 20+24.15 OFFSET 17.4' RT.



Filename: ...027-029_MOT_Sign_Summary.dgn

Scale:

No.	Revision	By	Date


Designed by:

TY-LIN INTERNATIONAL

CONSULTANT PROJECT MANAGER: Jim Ferguson

Designed	By	Date	Checked	By	Date
Drawn			In Charge of	JOF	11/2020

T.Y. Lin International
 12 Northbrook Drive
 Building A, Suite One
 Falmouth, Maine 04105
 TEL: (207) 781-4721
 FAX: (207) 781-4753



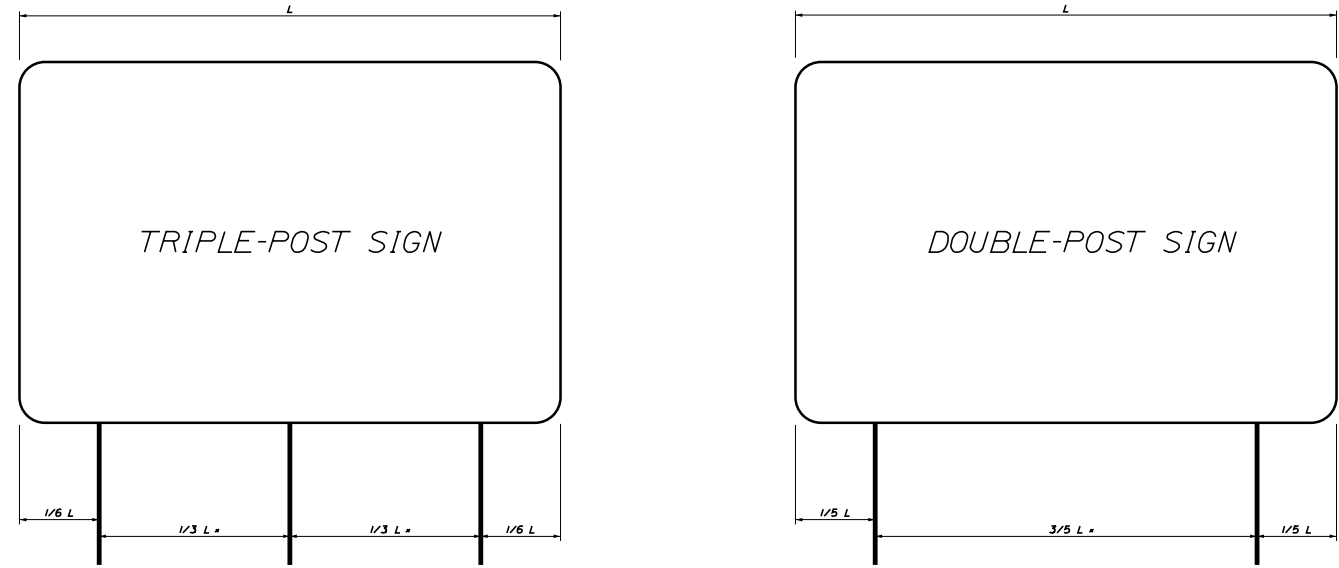
**THE GOLD STAR
MEMORIAL HIGHWAY**

MTA PROJECT MANAGER: Ralph C. Norwood, IV

**PAVEMENT REHABILITATION AND
SAFETY IMPROVEMENTS MM 30.0 TO 35.5**

MAINTENANCE OF TRAFFIC
SIGN SUMMARY (3 OF 3)

SHEET NUMBER: S-6
CONTRACT: 2021.01
29 OF 56



POLE SPACING DETAIL

N.T.S.

* - A MINIMUM 7 FEET REQUIRED WHEN INSTALLED ON BREAKAWAY DEVICES

SINGLE SUPPORT SIGNS								
FOUNDATION DIAMETER	SIGN AREA (A)	SIGN WIDTH (W)	POST SIZE	BASE PLATE (1) (3)	MATERIAL	ANCHOR BOLTS (2)	BOLT CIRCLE	MAXIMUM MOUNTING HEIGHT
	$A < 4 \text{ FT}^2$		U CHANNEL POST					12 FEET TO SIGN CENTER
	$4 < A \leq 10 \text{ FT}^2$		WOOD POST 6"X6"					
18"	$10 < A \leq 16 \text{ FT}^2$	W=4'-0" MAX. BUT INCLUDES 5'-0" YIELD SIGN	W6X9	12" X 12" X 1" 41 LBS.	A36	1" ϕ X 3'-0"	12"	
18"	$16 < A \leq 25 \text{ FT}^2$	W=5'-0" MAX.	W6X15	12" X 12" X 1" 41 LBS.	A36	1" ϕ X 3'-0"	12"	
24"	$25 < A \leq 42 \text{ FT}^2$	W=7'-0" MAX.	W8X24	14" X 14" X 1" 55 LBS.	A36	1-1/4" ϕ X 3'-6"	14"	

MULTIPLE SUPPORT SIGNS								
FOUNDATION DIAMETER	SIGN AREA (A)	SIGN WIDTH (W)	POST SIZE	BASE PLATE (1) (3)	MATERIAL	ANCHOR BOLTS (2)	BOLT CIRCLE	MAXIMUM MOUNTING HEIGHT
24"	TO 60 FT ² /POST		W8X18	14" X 14" X 1" 55 LBS.	A36	1-1/4" ϕ X 3'-6"	14"	20 FEET TO SIGN CENTER
24"	60-85 FT ² /POST		W10X22	12" X 17" X 1-1/4" 72 LBS.	A36	1-1/4" ϕ X 3'-6"	15"	
30"	85-110 FT ² /POST		W12X26	13" X 19" X 1-1/4" 87 LBS.	A36	1-1/2" ϕ X 4'-0"	15"	
30"	110-135 FT ² /POST		W14X30	14" X 21" X 1-1/4" 104 LBS.	A36	1-1/2" ϕ X 4'-0"	19"	

GENERAL NOTES

- BOLTS TO BE 50,000 PSI MINIMUM YIELD STRENGTH.
- POST TO BASE PLATE WELD SHALL BE 5/16" FILLET WELD.
- BASE PLATES AND H-BEAMS SHALL BE HOT DIPPED GALVANIZED AFTER FABRICATION IN ACCORDANCE WITH SECTION T20.06.

BREAKAWAY NOTES

- ON 6"X6" WOOD POSTS, DRILL 3/4" DIAMETER HOLES AT RIGHT ANGLES TO ONE ANOTHER 4 INCHES ABOVE GROUND LEVEL TO MEET BREAKAWAY STANDARDS.
- ON BREAKAWAY SUPPORTS, THE HINGE SHOULD BE A MINIMUM OF 7 FEET ABOVE THE FOUNDATION. NO PERMANENT SUPPLEMENTARY SIGNS SHALL BE ATTACHED BELOW THE HINGE.
- A SINGLE POSTED SIGN REQUIRING A BREAKAWAY DEVICE SHALL NOT HAVE A HINGE.

REMOVE AND RESET GUIDE SIGN NOTES

- EXISTING SIGN POST LENGTHS ARE APPROXIMATE AND SHALL BE FIELD VERIFIED BY THE CONTRACTOR IF THE POSTS ARE TO BE REUSED.
- THE CONTRACTOR MAY REUSE EXISTING POLES, FOUNDATIONS AND BREAKAWAY DEVICES AT ANY SIGN LOCATION WHERE FEASIBLE.
- PROPOSED POLE LENGTHS ARE MEASURED FROM THE TOP OF THE FOUNDATION TO THE TOP OF SIGN AND ARE APPROXIMATE. FINAL POST LENGTHS SHALL BE DETERMINED BY THE CONTRACTOR ONCE FOUNDATIONS ARE PLACED.

Scale:			
No.	Revision	By	Date


Designed by:

TYLIN INTERNATIONAL

CONSULTANT PROJECT MANAGER: Jim Ferguson

Designed	TWA	2/2021	Checked		
Drawn	TWA	2/2021	In Charge of	JOF	11/2020

T.Y. Lin International
 12 Northbrook Drive
 Building A, Suite One
 Falmouth, Maine 04105
 TEL: (207) 781-4721
 FAX: (207) 781-4753



THE GOLD STAR MEMORIAL HIGHWAY

MTA PROJECT MANAGER: Ralph C. Norwood, IV

PAVEMENT REHABILITATION AND SAFETY IMPROVEMENTS MM 30.0 TO 35.5

POLE SPACING AND SUPPORT TABLES

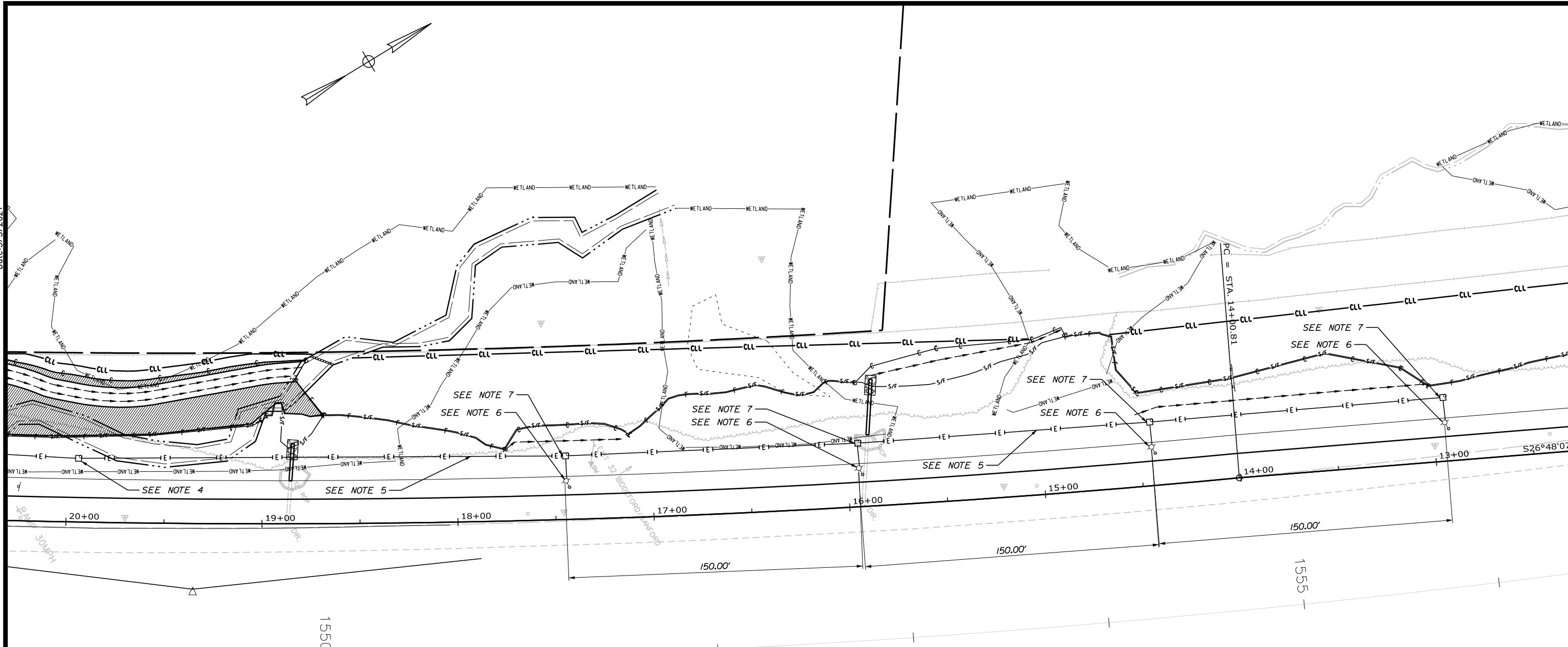
SHEET NUMBER: S-7

CONTRACT: 2021.01

30 OF 56

Date: 3/3/2021

Filename: ... \MSTA\031_LightingPlan_01.dgn



LIGHTING NOTES:

1. REMOVE EXISTING QUAZITE JUNCTION BOX, LIGHT STANDARD WITH BRACKET ARM AND LUMINAIRE. SAFELY STORE ITEMS AND PROTECT FROM DAMAGE FOR REINSTALLATION AT THE NEW LOCATION. REMOVE AND DISPOSE OF EXISTING CONCRETE POLE FOUNDATION AND GROUND ROD.
2. REMOVE EXISTING CONDUCTORS AND ABANDON CONDUIT IN PLACE. IF EXISTING CONDUIT PLACEMENT INTERFERES WITH PROPER INSTALLATION OF PAVEMENT OR BASE MATERIAL REMOVE CONDUIT AS REQUIRED.
3. EXTEND EXISTING LIGHTING CIRCUIT CONDUCTORS (3) *2 & (1) *6 GROUND. ALL CONDUCTORS SHALL BE COPPER WITH TYPE XHHW INSULATION.
4. REINSTALL EXISTING QUAZITE JUNCTION BOX.
5. 3-INCH SCHEDULE 80 PVC CONDUIT, (3) *2 & (1) *6 GROUND.
6. REINSTALL EXISTING LIGHT STANDARD WITH BRACKET ARM AND LUMINAIRE. PROVIDE NEW PRECAST CONCRETE FOUNDATION AND GROUND ROD. SEE LIGHTING DETAILS.
7. PROVIDE NEW 11x18x18-INCH DEEP TIER 22 QUAZITE JUNCTION BOX, PROVIDE COVER WITH THE WORD "LIGHTING" IN 1-INCH HIGH LETTERS, SEE LIGHTING DETAILS.
8. REMOVE LIGHT STANDARD WITH BRACKET ARM AND LUMINAIRE. SAFELY STORE ITEMS AND PROTECT FROM DAMAGE FOR REINSTALLATION AT NEW LOCATION. REMOVE AND DISPOSE OF EXISTING CONCRETE POLE FOUNDATION AND GROUND ROD. QUAZITE JUNCTION BOX SHALL REMAIN IN PLACE TO MAINTAIN EXISTING LIGHT CIRCUIT CONTINUITY.
9. RAMP LIGHTING SHALL REMAIN IN OPERATION DURING THE HOURS OF ONE HOUR BEFORE SUNSET TO ONE HOUR AFTER SUNRISE FOR THE DURATION OF CONSTRUCTION. NO ADDITIONAL PAYMENT WILL BE MADE FOR THIS EFFORT.

Scale: 25 0 25 50

No.	Revision	By	Date

Designed by:
TYLIN INTERNATIONAL
 CONSULTANT PROJECT MANAGER: Jim Ferguson

By	Date	By	Date
Designed		Checked	
Drawn		In Charge of	JOF 11/2020

T.Y. Lin International
 12 Northbrook Drive
 Building A, Suite One
 Falmouth, Maine 04105
 TEL: (207) 781-4721
 FAX: (207) 781-4753



THE GOLD STAR MEMORIAL HIGHWAY

PAVEMENT REHABILITATION AND SAFETY IMPROVEMENTS MM 30.0 TO 35.5

LIGHTING PLAN SHEET 1 OF 2

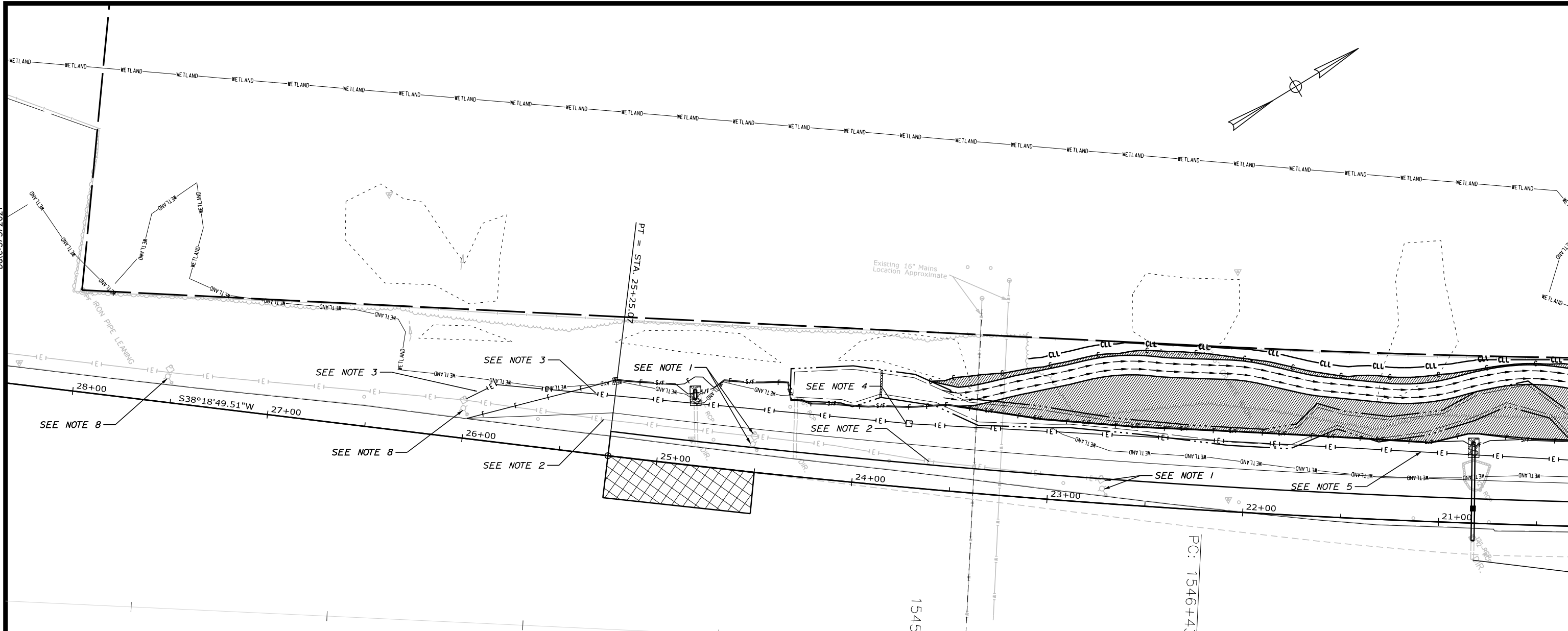
MTA PROJECT MANAGER: Ralph C. Norwood, IV

CONTRACT: 2021.01

SHEET NUMBER: L-1

31 OF 56

Date: 3/3/2021



LIGHTING NOTES:

1. REMOVE EXISTING QUAZITE JUNCTION BOX, LIGHT STANDARD WITH BRACKET ARM AND LUMINAIRE. SAFELY STORE ITEMS AND PROTECT FROM DAMAGE FOR REINSTALLATION AT THE NEW LOCATION. REMOVE AND DISPOSE OF EXISTING CONCRETE POLE FOUNDATION AND GROUND ROD.
2. REMOVE EXISTING CONDUCTORS AND ABANDON CONDUIT IN PLACE. IF EXISTING CONDUIT PLACEMENT INTERFERS WITH PROPER INSTALLATION OF PAVEMENT OR BASE MATERIAL REMOVE CONDUIT AS REQUIRED.
3. EXTEND EXISTING LIGHTING CIRCUIT CONDUCTORS (3) *2 & (1) *6 GROUND. ALL CONDUCTORS SHALL BE COPPER WITH TYPE XHHW INSULATION.
4. REINSTALL EXISTING QUAZITE JUNCTION BOX.
5. 3-INCH SCHEDULE 80 PVC CONDUIT, (3) *2 & (1) *6 GROUND.
6. REINSTALL EXISTING LIGHT STANDARD WITH BRACKET ARM AND LUMINAIRE. PROVIDE NEW PRECAST CONCRETE FOUNDATION AND GROUND ROD. SEE LIGHTING DETAILS.
7. PROVIDE NEW 11x18x18-INCH DEEP TIER 22 QUAZITE JUNCTION BOX, PROVIDE COVER WITH THE WORD "LIGHTING" IN 1-INCH HIGH LETTERS. SEE LIGHTING DETAILS.
8. REMOVE LIGHT STANDARD WITH BRACKET ARM AND LUMINAIRE. SAFELY STORE ITEMS AND PROTECT FROM DAMAGE FOR REINSTALLATION AT NEW LOCATION. REMOVE AND DISPOSE OF EXISTING CONCRETE POLE FOUNDATION AND GROUND ROD. QUAZITE JUNCTION BOX SHALL REMAIN IN PLACE TO MAINTAIN EXISTING LIGHT CIRCUIT CONTINUITY.
9. RAMP LIGHTING SHALL REMAIN IN OPERATION DURING THE HOURS OF ONE HOUR BEFORE SUNSET TO ONE HOUR AFTER SUNRISE FOR THE DURATION OF CONSTRUCTION. NO ADDITIONAL PAYMENT SHALL BE MADE FOR THIS EFFORT.

PERPETUAL LICENSE GRANTED TO
 BIODIVERSITY & SACO WATER CO FOR
 DIA WATER MAIN STA. 1546+42.3
 DATE 09/26/02

Scale: 25 0 25 50

No.	Revision	By	Date

Designed by:

TY-LIN INTERNATIONAL

CONSULTANT PROJECT MANAGER: Jim Ferguson

	By	Date		By	Date
Designed			Checked		
Drawn			In Charge of	JOF	11/2020

T.Y. Lin International
 12 Northbrook Drive
 Building A, Suite One
 Falmouth, Maine 04105
 TEL: (207) 781-4721
 FAX: (207) 781-4753

**THE GOLD STAR
MEMORIAL HIGHWAY**

MTA PROJECT MANAGER: Ralph C. Norwood, IV

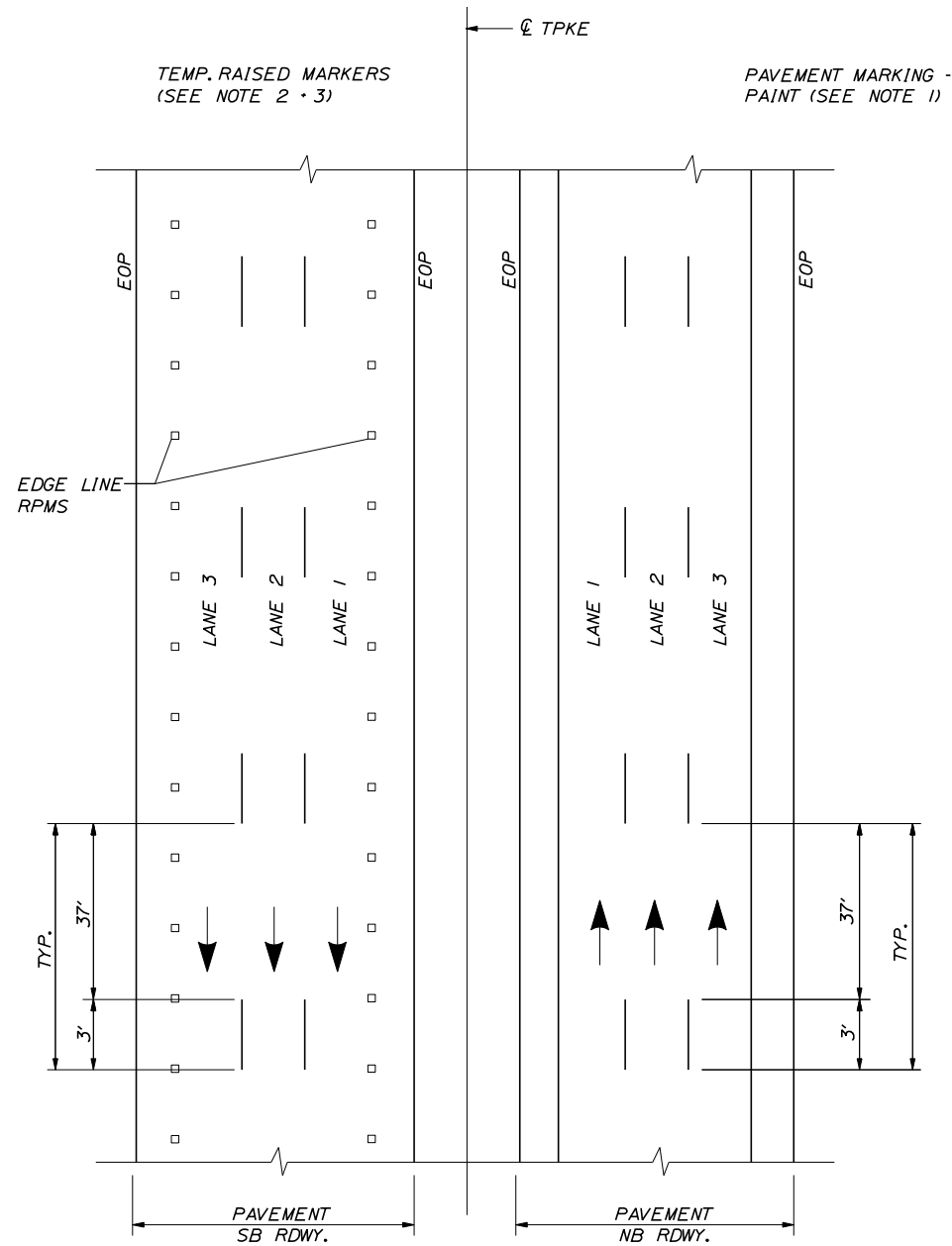
**PAVEMENT REHABILITATION AND
SAFETY IMPROVEMENTS MM 30.0 TO 35.5**

 LIGHTING PLAN SHEET 2 OF 2

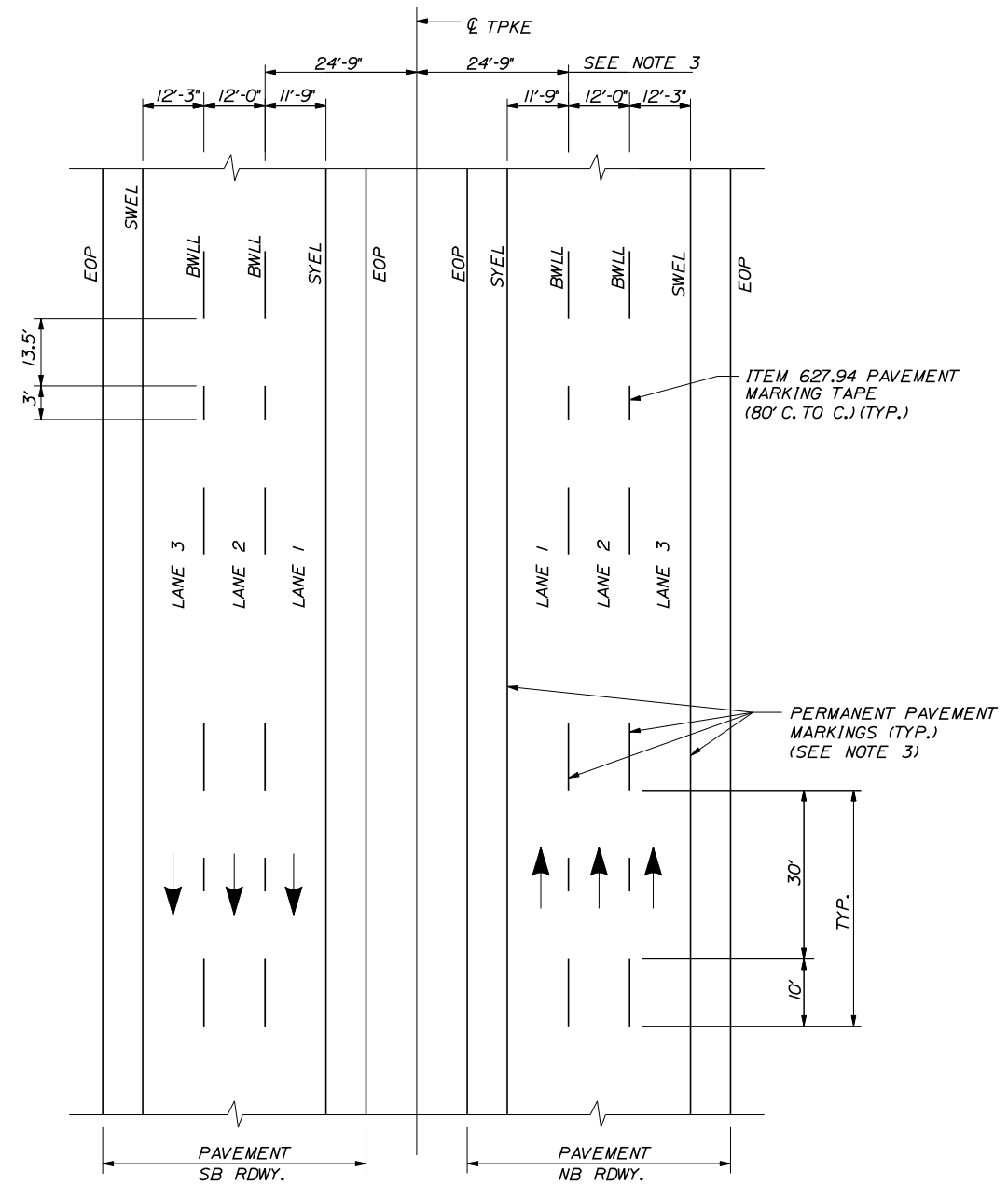
 SHEET NUMBER: L-2
 CONTRACT: 2021.01

Filename: ... \MSTA.032_LightingPlan_02.dgn

Date: 3/3/2021



**TEMP. PAVEMENT MARKINGS
3 LANE ROADWAY**



**PAVEMENT MARKING DETAIL
3 LANE ROADWAY**

NOTES:

1. TEMPORARY PAVEMENT MARKINGS ON MILLED PAVEMENT SHALL BE 6" SOLID WHITE, BROKEN WHITE, AND SOLID YELLOW PAINT LINES.
2. SWEL AND SYEL SHALL BE TEMPORARY RAISED PAVEMENT MARKERS SPACED AT 10'-0" O.C. AND OFFSET FROM FINAL STRIPING LOCATION.
3. BWLL SHALL BE PAVEMENT MARKING TAPE. 3' PIECES SHALL BE PLACED AT 40'-0" O.C. AND OFFSET FROM FINAL STRIPING LOCATION.
4. FINAL PAINTED PAVEMENT MARKINGS WILL BE LAID OUT BY CONTRACTOR AND INSTALLED BY MTA. RESIDENT SHALL BE ALLOWED TO REVIEW LAYOUT.
5. ONCE FINAL PAINTED LINES ARE COMPLETED BY MTA, CONTRACTOR WILL REMOVE ALL TAPE AND RPMS.

LEGEND

- SYEL = SOLID YELLOW EDGE LINE (6" PAINT)
- SWEL = SOLID WHITE EDGE LINE (6" PAINT)
- BWLL = BROKEN WHITE LANE LINE (6" PAINT)
- EOP = EDGE OF PAVEMENT

NOTES:

1. PAVEMENT MARKINGS SHALL BE 6" WIDE LINES.
2. THE OFFSET DISTANCES SHOWN ARE MEASURED FROM THE CENTER OF THE 6" PAINT LINES.
3. TO BE LAID OUT BY CONTRACTOR AND PAINTED BY M.T.A.

Filename: ... \MSTA\033_Pavement_Markings.dgn

Scale:			
No.	Revision	By	Date

Designed by:					
TYLIN INTERNATIONAL					
CONSULTANT PROJECT MANAGER: Jim Ferguson					
Designed	By	Date	Checked	By	Date
Drawn			In Charge of	JOF	11/2020

T.Y. Lin International
12 Northbrook Drive
Building A, Suite One
Falmouth, Maine 04105
TEL: (207) 781-4721
FAX: (207) 781-4753



**THE GOLD STAR
MEMORIAL HIGHWAY**

MTA PROJECT MANAGER: Ralph C. Norwood, IV

**PAVEMENT REHABILITATION AND
SAFETY IMPROVEMENTS MM 30.0 TO 35.5**
PAVEMENT MARKING AND
GROOVING DETAILS

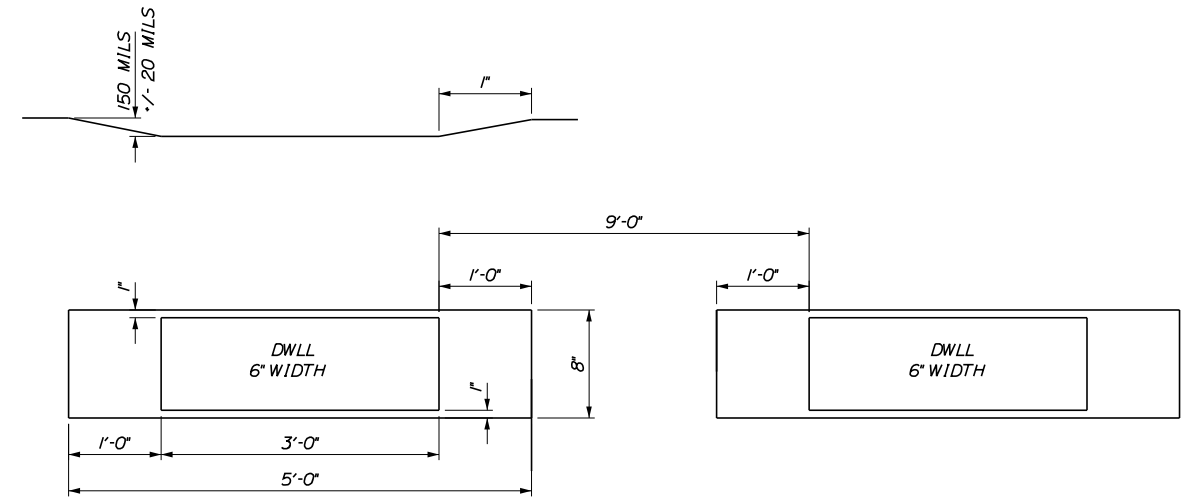
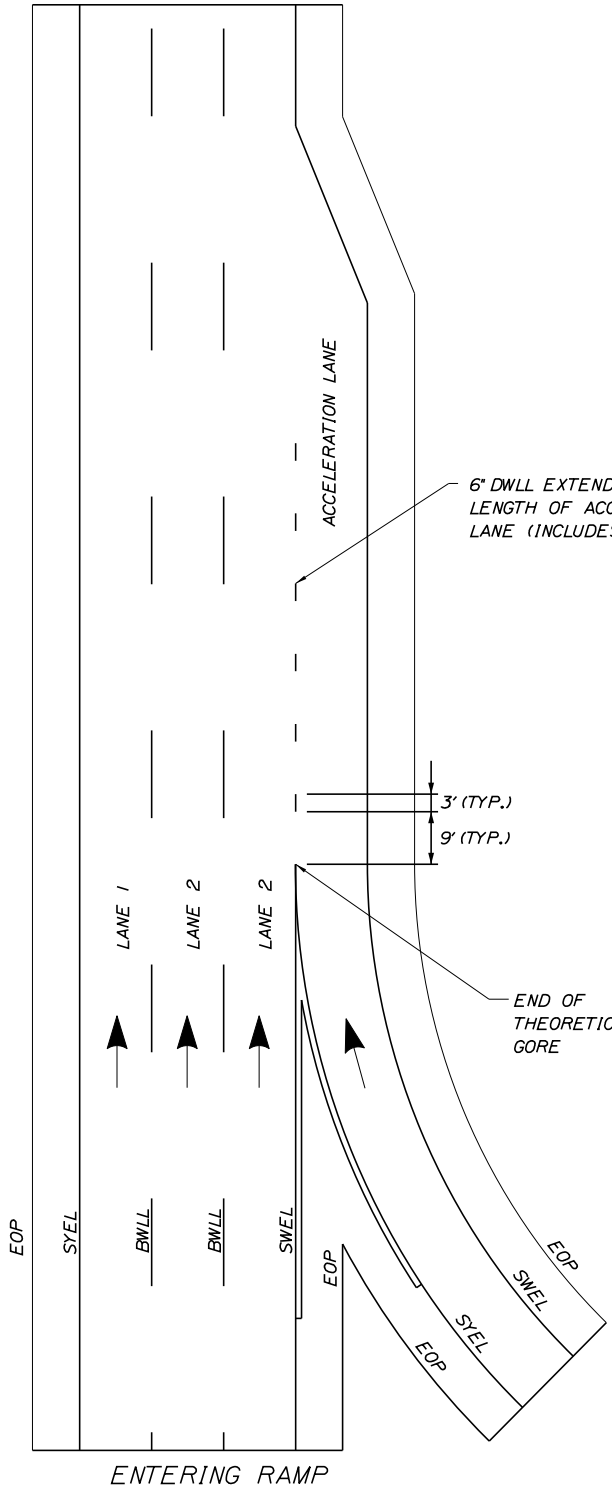
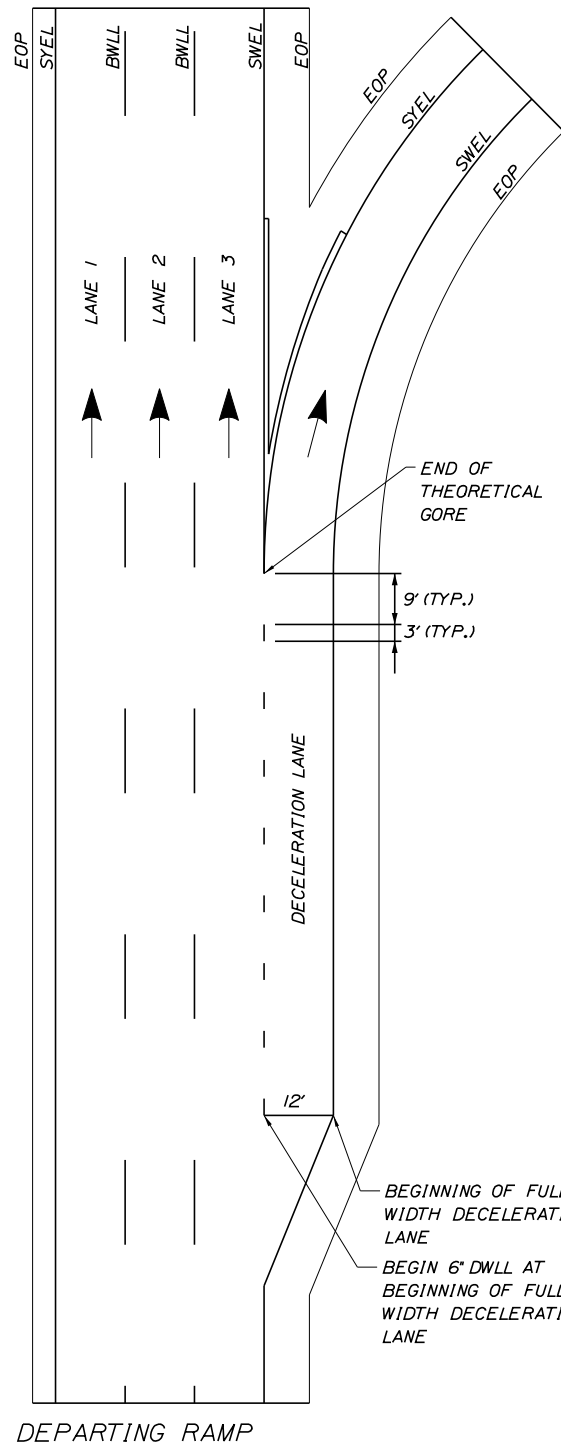
CONTRACT: 2021.01

SHEET NUMBER: P-1

33 OF 56

Date: 3/3/2021

Filename: ... \MSTA1034 - Ramp_Markings.dgn



ITEM 627.941
DWLL PERMANENT PAVEMENT
MARKINGS WITH TAPE
 GROOVING DETAIL
 NTS

ITEM 627.941 - PAVEMENT MARKING TAPE - DWLL
 INSTALLATION LOCATIONS

LOCATION	LANE TYPE	BEGIN (STA)	END (STA)	LENGTH (LF)	LENGTH OF TAPE (LF)
EXIT 32	SB ON RAMP	1522+00	1526+84	484	121
EXIT 32	NB ON RAMP	1539+20	1544+60	540	135
EXIT 32	SB OFF RAMP	1540+80	1554+20	560	140

LEGEND

- SYEL = SOLID YELLOW EDGE LINE (6\"/>

NOTES:

1. ALL EXISTING PAINT MARKINGS SHALL BE REMOVED PRIOR TO INSTALLATION OF ITEM 627.941 PAVEMENT MARKING TAPE AND SHALL BE INCIDENTAL TO INSTALLATION OF THE TAPE.
2. ON DEPARTING RAMPS, THE DWLL SHALL BEGIN AT THE BEGINNING OF THE FULL WIDTH DECELERATION LANE AND EXTEND TO THE THEORETICAL GORE MARKINGS.
3. ON ENTERING RAMPS, THE DWLL SHALL BEGIN AT THE END OF THE THEORETICAL GORE MARKINGS AND SHALL EXTEND HALF THE TOTAL LENGTH OF THE RAMP INCLUDING THE TAPER.
4. ITEM 627.941 PAVEMENT MARKING TAPE FOR DWLL SHALL BE INSTALLED IN AN "IN-AND-OUT" GROOVING PATTERN. SEE DETAIL THIS SHEET.
5. CONTRACTOR SHALL FOLLOW MANUFACTURERS RECOMMENDATIONS FOR INSTALLATION OF THE TAPE. ANY CHANGES TO INSTALLATION PROCEDURES SHALL BE APPROVED THE RESIDENT ENGINEER.

PERMANENT PAVEMENT
MARKINGS WITH TAPE
 (ITEM 627.941 PAVEMENT MARKING TAPE)

Scale: NOT TO SCALE

No.	Revision	By	Date

Designed by:

TYLIN INTERNATIONAL

CONSULTANT PROJECT MANAGER: Jim Ferguson

By	Date	By	Date
Designed	JRH 1/2018	Checked	
Drawn	TWA 2/2021	In Charge of	JOF 11/2020

T.Y. Lin International
 12 Northbrook Drive
 Building A, Suite One
 Falmouth, Maine 04105
 TEL: (207) 781-4721
 FAX: (207) 781-4753



THE GOLD STAR
MEMORIAL HIGHWAY

PAVEMENT REHABILITATION AND
SAFETY IMPROVEMENTS MM 30.0 TO 35.5

RAMP PAVEMENT MARKING DETAILS

MTA PROJECT MANAGER: Ralph C. Norwood, IV

CONTRACT: 2021.01

SHEET NUMBER: P-2

34 OF 56

Date: 3/13/2021



PT: 1568+02.57

PLAN

Filename: ... \HIGHWAY\MSTAN035 - HDPlan_01.dgn

Scale: 25 0 25 50

No.	Revision	By	Date

Designed by:

TYLIN INTERNATIONAL

CONSULTANT PROJECT MANAGER: Jim Ferguson

	By	Date		By	Date
Designed			Checked		
Drawn			In Charge of	JOF	11/2020

T.Y. Lin International
 12 Northbrook Drive
 Building A, Suite One
 Falmouth, Maine 04105
 TEL: (207) 781-4721
 FAX: (207) 781-4753

**THE GOLD STAR
MEMORIAL HIGHWAY**

MTA PROJECT MANAGER: Ralph C. Norwood, IV

**PAVEMENT REHABILITATION AND
SAFETY IMPROVEMENTS MM 30.0 TO 35.5**

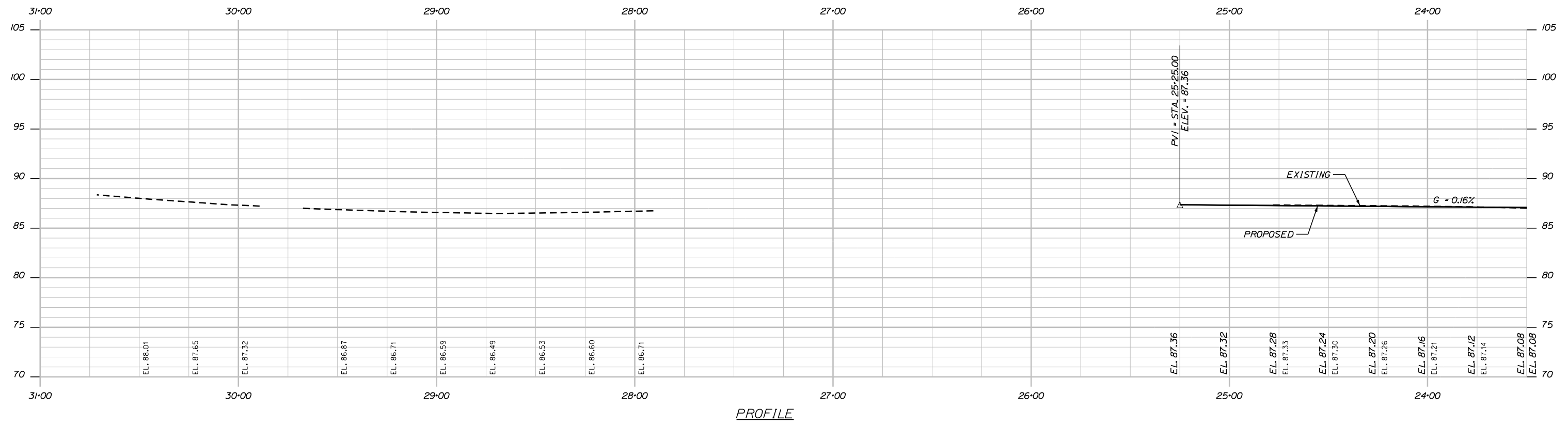
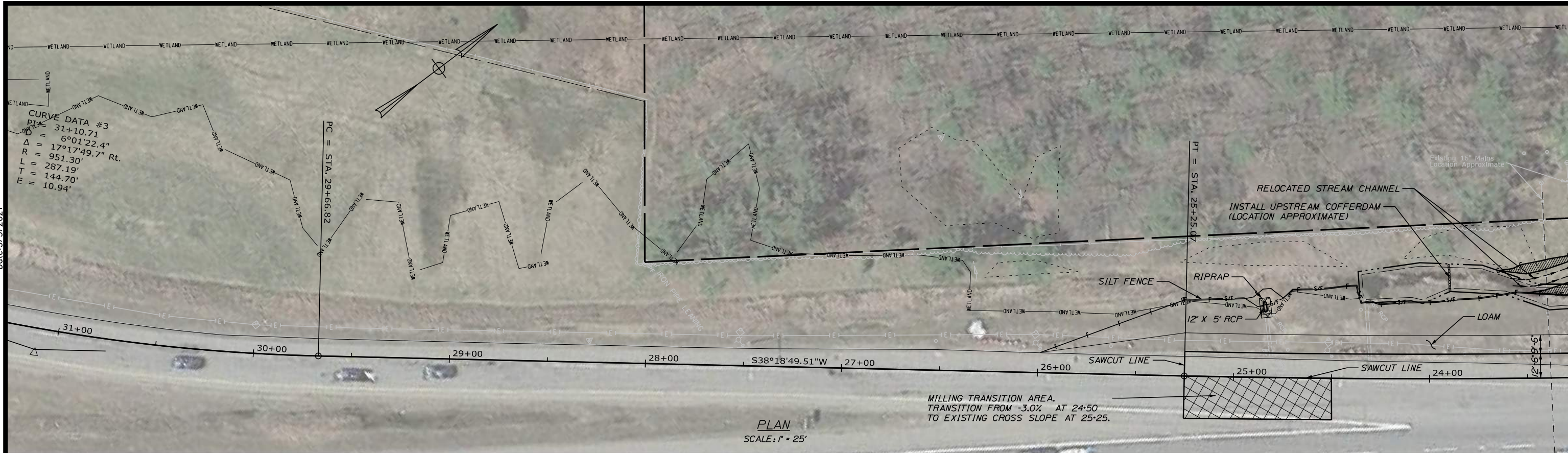
PLAN SHEET 1 OF 4

SHEET NUMBER: P-3

CONTRACT: 2021.01

35 OF 56

Date: 3/3/2021



Filename: ... \HIGHWAY\MSTAN039_HDPlan_04.dgn

Scale: 25 0 25 50

No.	Revision	By	Date

Designed by:
TYLIN INTERNATIONAL

CONSULTANT PROJECT MANAGER: Jim Ferguson

	By	Date		By	Date
Designed			Checked		
Drawn			In Charge of	JOF	11/2020

T.Y. Lin International
 12 Northbrook Drive
 Building A, Suite One
 Falmouth, Maine 04105
 TEL: (207) 781-4721
 FAX: (207) 781-4753

MAINE TURNPIKE

THE GOLD STAR MEMORIAL HIGHWAY

MTA PROJECT MANAGER: Ralph C. Norwood, IV

PAVEMENT REHABILITATION AND SAFETY IMPROVEMENTS MM 30.0 TO 35.5

PLAN SHEET 4 OF 4

SHEET NUMBER: P-6
 CONTRACT: 2021.01
 38 OF 56

Date: 3/3/2021

Filename: ...HIGHWAY\MSTAN\040 - LODPlan.dgn



NOTES:

1. EROSION AND SEDIMENTATION CONTROL DEVICES REQUIRED FOR THE CONTRACTOR'S ACCESS LOCATIONS AND STORAGE AREAS WILL NOT BE MEASURED FOR PAYMENT
2. SEE SPECIFICATIONS FOR CONTRACTOR'S SUBMITTAL REQUIREMENTS IF ADDING ADDITIONAL LIMITS OF DISTURBANCE TO THE PROJECT ESTIMATED QUANTITIES.
3. ALL LOD REVISIONS MUST BE REVIEWED AND APPROVED BY MTA.

LEGEND



THIS CONTRACT LIMIT OF DISTURBANCE (1.52 ACRES)

Scale: 100 0 100 200

No.	Revision	By	Date

Designed by:

TYLIN INTERNATIONAL

CONSULTANT PROJECT MANAGER: Jim Ferguson

	By	Date		By	Date
Designed	TWA	2/2021	Checked		
Drawn	TWA	2/2021	In Charge of	JOF	11/2020

T.Y. Lin International
 12 Northbrook Drive
 Building A, Suite One
 Falmouth, Maine 04105
 TEL: (207) 781-4721
 FAX: (207) 781-4753

THE GOLD STAR MEMORIAL HIGHWAY

MTA PROJECT MANAGER: Ralph C. Norwood, IV

PAVEMENT REHABILITATION AND SAFETY IMPROVEMENTS MM 30.0 TO 35.5

LIMIT OF DISTURBANCE

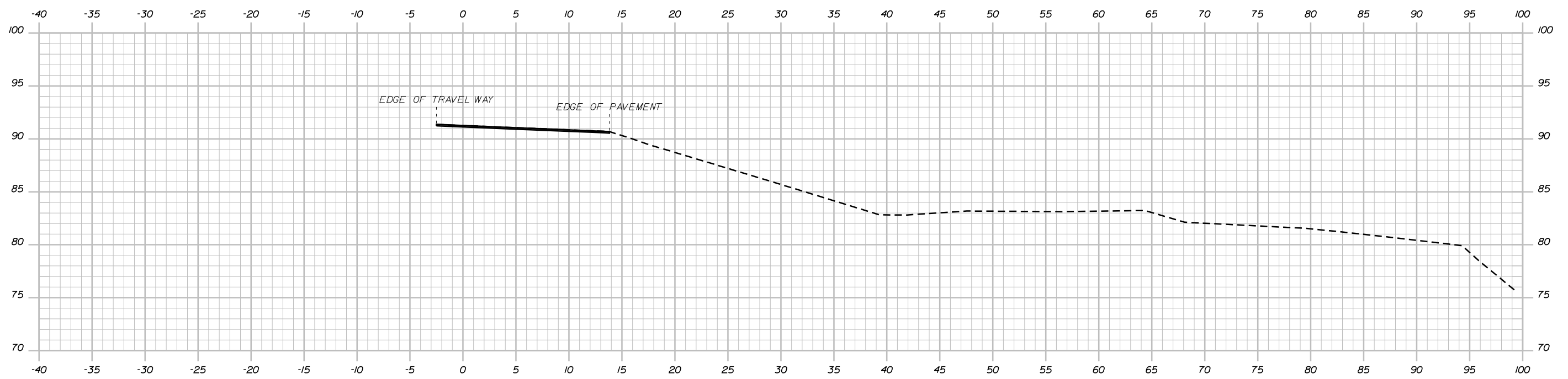
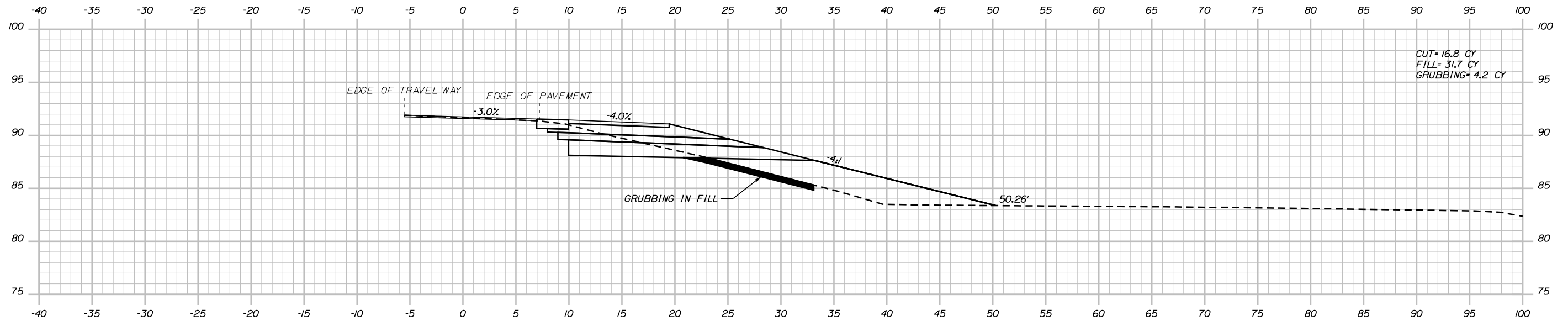
SHEET NUMBER: P-7

CONTRACT: 2021.01

39 OF 56

Date: 3/3/2021

Filename: ... \MSTA041-056_XSections.dgn



Sta. 11+50.00 to Sta. 12+00.00

CUT= 16.8 CY
 FILL= 31.7 CY
 GRUBBING= 4.2 CY

Scale:


No.	Revision	By	Date

Designed by:
TYLIN INTERNATIONAL

CONSULTANT PROJECT MANAGER: Jim Ferguson

	By	Date		By	Date
Designed	SRD	11/2020	Checked	SRD	11/2020
Drawn	TWA	11/2020	In Charge of	JOE	11/2020

T.Y. Lin International
 12 Northbrook Drive
 Building A, Suite One
 Falmouth, Maine 04105
 TEL: (207) 781-4721
 FAX: (207) 781-4753



**THE GOLD STAR
 MEMORIAL HIGHWAY**

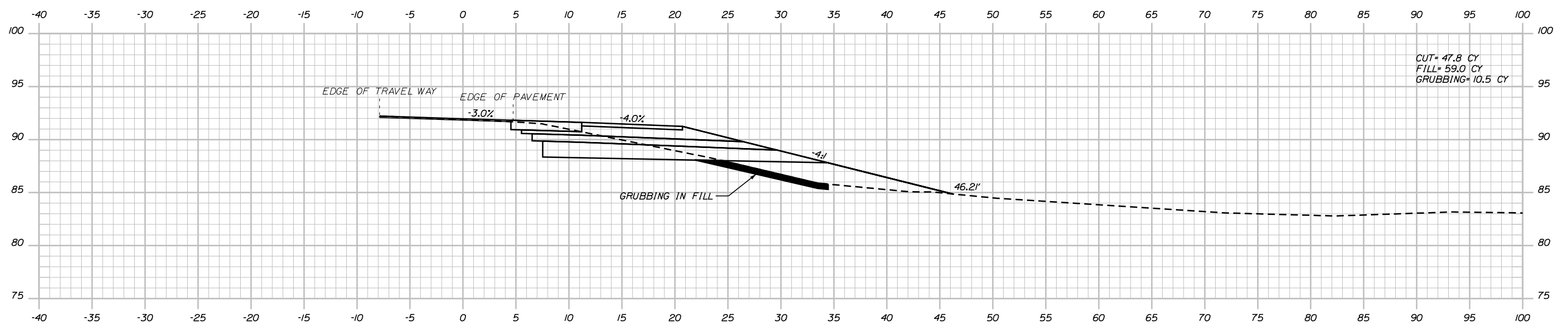
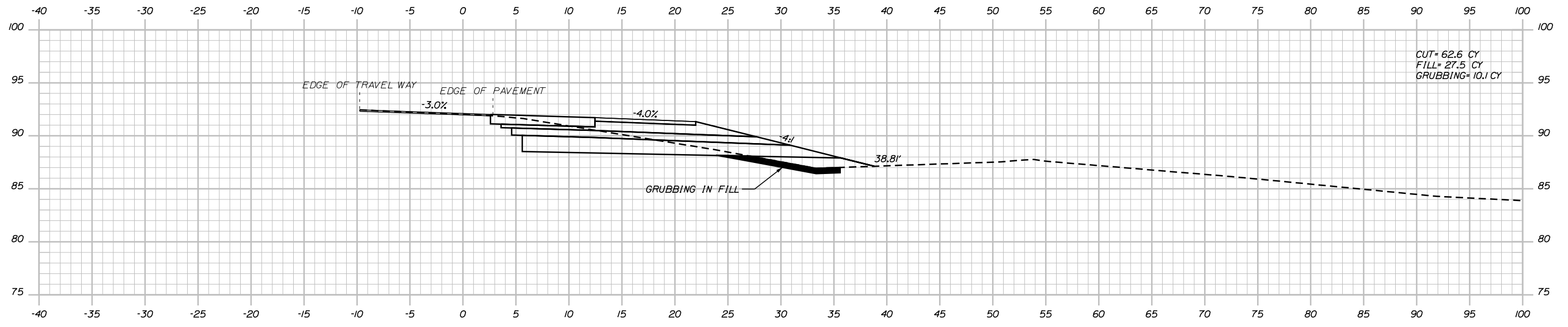
MTA PROJECT MANAGER: Ralph C. Norwood, IV

**PAVEMENT REHABILITATION AND
 SAFETY IMPROVEMENTS MM 30.0 TO 35.5**

RAMP 32 CROSS SECTIONS
 SHEET 1 OF 17

SHEET NUMBER: CS-1
 CONTRACT: 2021.01
 40 OF 56

Date: 3/3/2021



Sta. 12+50.00 to Sta. 13+00.00

Scale:

No.	Revision	By	Date


Designed by:

TY-LIN INTERNATIONAL

CONSULTANT PROJECT MANAGER: Jim Ferguson

	By	Date	By	Date	
Designed	SRD	11/2020	Checked	SRD	11/2020
Drawn	TWA	11/2020	In Charge of	JOF	11/2020

T.Y. Lin International
12 Northbrook Drive
Building A, Suite One
Falmouth, Maine 04105
TEL: (207) 781-4721
FAX: (207) 781-4753



**THE GOLD STAR
MEMORIAL HIGHWAY**

MTA PROJECT MANAGER: Ralph C. Norwood, IV

**PAVEMENT REHABILITATION AND
SAFETY IMPROVEMENTS MM 30.0 TO 35.5**

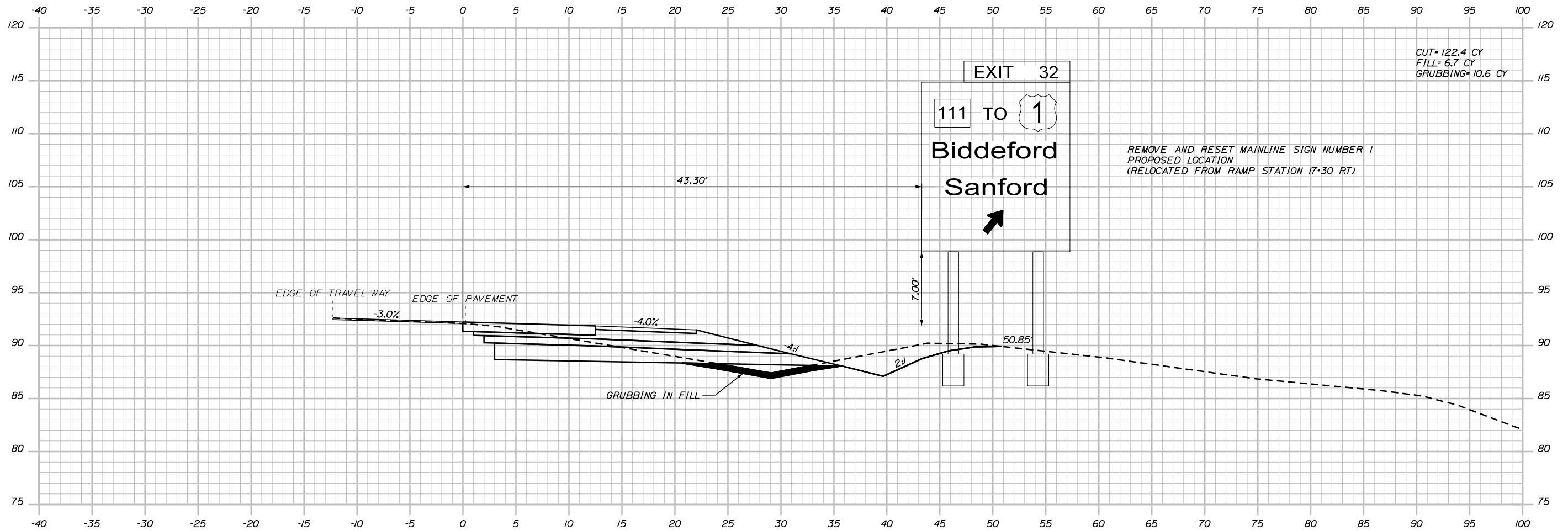
RAMP 32 CROSS SECTIONS
SHEET 2 OF 17

SHEET NUMBER: CS-2
CONTRACT: 2021.01
41 OF 56

Filename: ... \MSTA041-056_xSections.dgn

Date: 3/3/2021

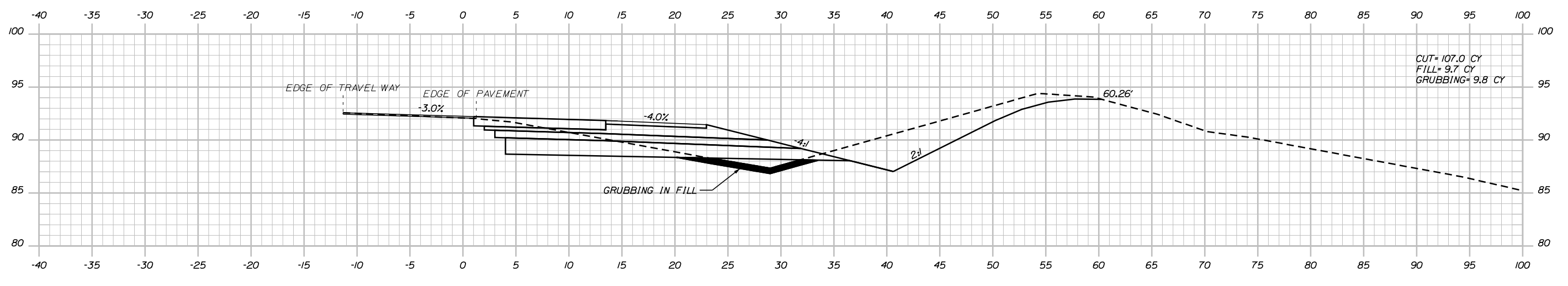
Filename: ... \MSTA\041-056_xSections.dgn



CUT= 122.4 CY
 FILL= 6.7 CY
 GRUBBING= 10.6 CY

REMOVE AND RESET MAINLINE SIGN NUMBER 1
 PROPOSED LOCATION
 (RELOCATED FROM RAMP STATION 17+30 RT)

14+00.00



CUT= 107.0 CY
 FILL= 9.7 CY
 GRUBBING= 9.8 CY

13+50.00

Sta. 13+50.00 to Sta. 14+00.00

Scale:

No.	Revision	By	Date

Designed by:

TY-LIN INTERNATIONAL

CONSULTANT PROJECT MANAGER: Jim Ferguson

	By	Date	By	Date	
Designed	SRD	11/2020	Checked	SRD	11/2020
Drawn	TWA	11/2020	In Charge of	JOE	11/2020

T.Y. Lin International
 12 Northbrook Drive
 Building A, Suite One
 Falmouth, Maine 04105
 TEL: (207) 781-4721
 FAX: (207) 781-4753

MAINE TURNPIKE

THE GOLD STAR MEMORIAL HIGHWAY

MTA PROJECT MANAGER: Ralph C. Norwood, IV

PAVEMENT REHABILITATION AND SAFETY IMPROVEMENTS MM 30.0 TO 35.5

RAMP 32 CROSS SECTIONS

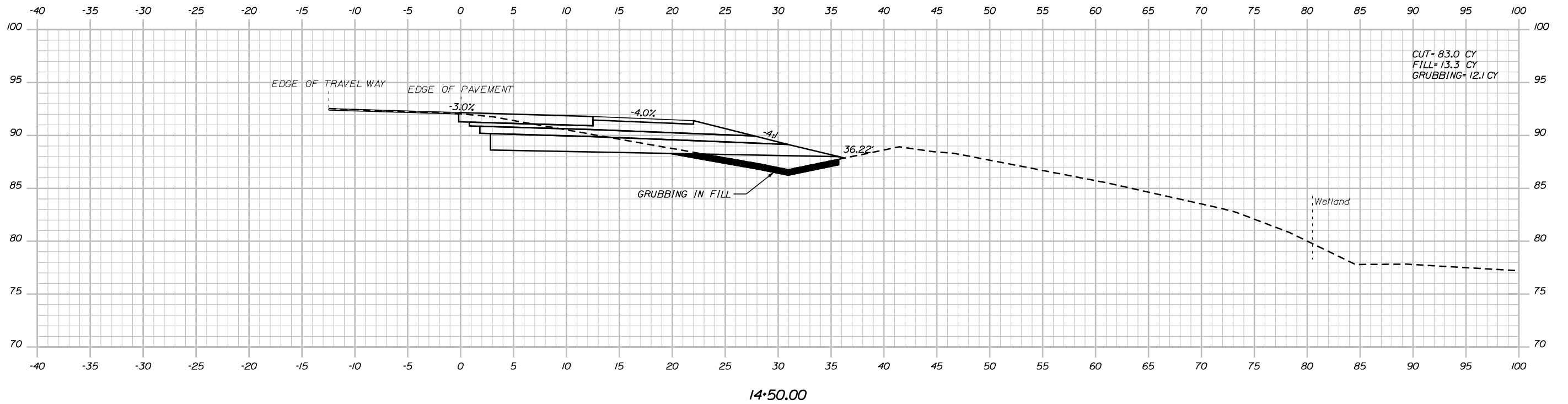
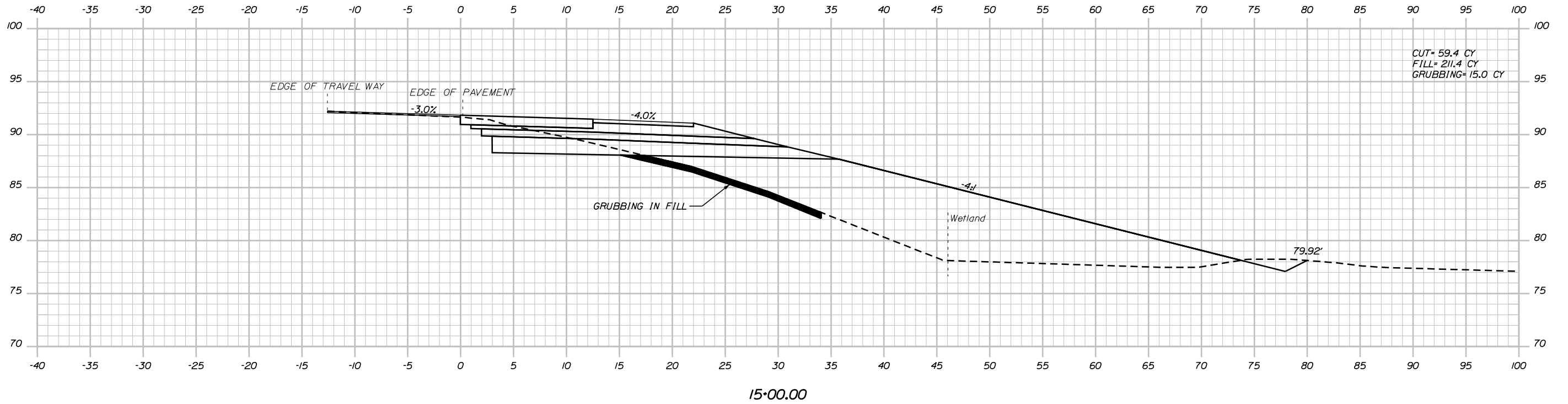
SHEET 3 OF 17

SHEET NUMBER: CS-3

CONTRACT: 2021.01

42 OF 56

Date: 3/3/2021



Sta. 14+50.00 to Sta. 15+00.00

Scale:

No.	Revision	By	Date

Designed by:

TYLIN INTERNATIONAL

CONSULTANT PROJECT MANAGER: Jim Ferguson

	By	Date	By	Date	
Designed	SRD	11/2020	Checked	SRD	11/2020
Drawn	TWA	11/2020	In Charge of	JOF	11/2020

T.Y. Lin International
12 Northbrook Drive
Building A, Suite One
Falmouth, Maine 04105
TEL: (207) 781-4721
FAX: (207) 781-4753

MAINE TURNPIKE

THE GOLD STAR MEMORIAL HIGHWAY

MTA PROJECT MANAGER: Ralph C. Norwood, IV

PAVEMENT REHABILITATION AND SAFETY IMPROVEMENTS MM 30.0 TO 35.5

RAMP 32 CROSS SECTIONS

SHEET 4 OF 17

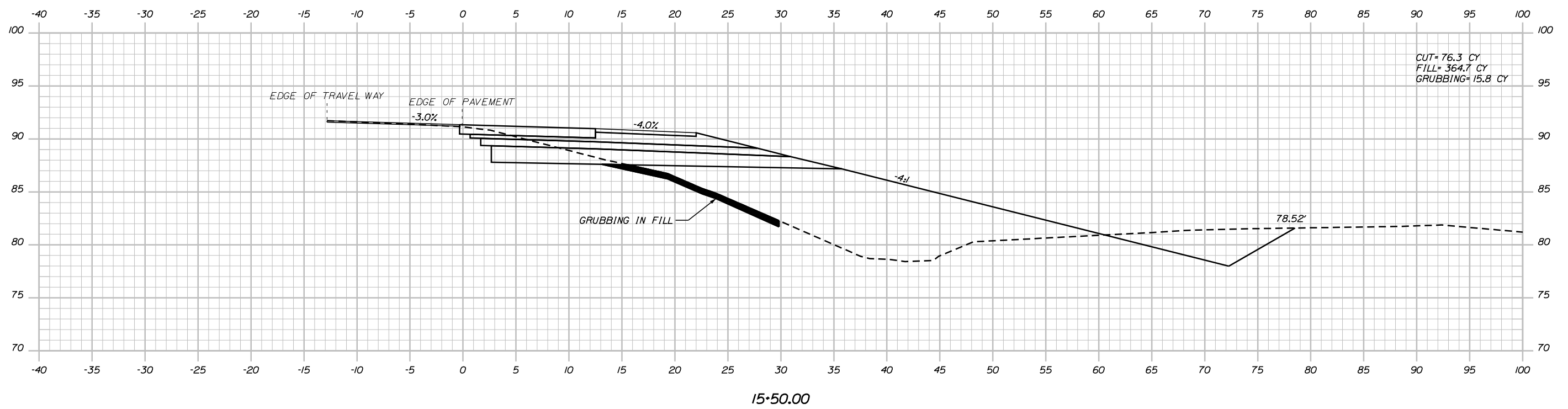
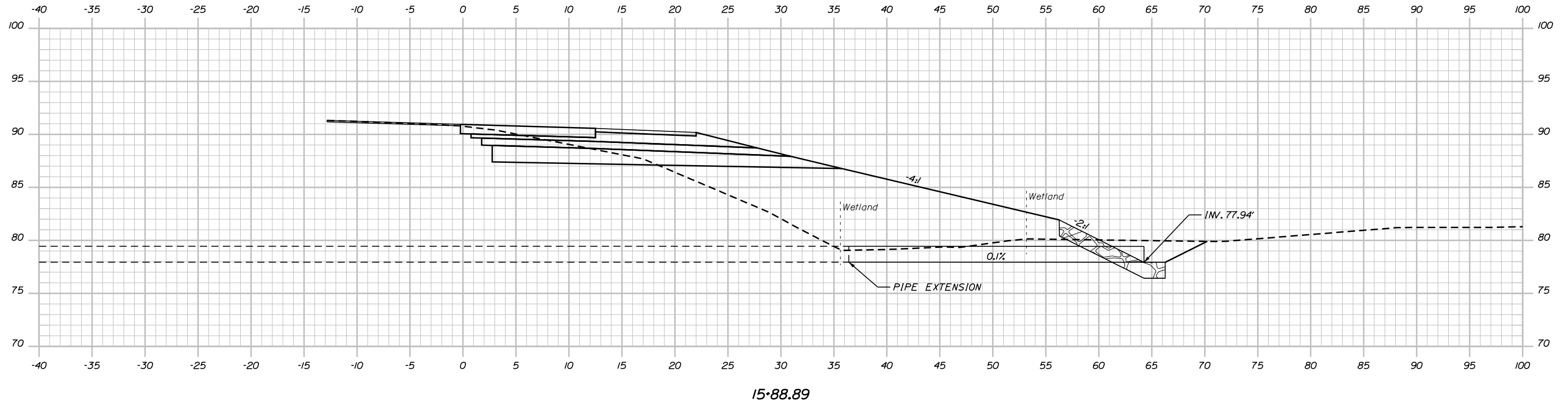
SHEET NUMBER: CS-4

CONTRACT: 2021.01

4.3 OF 56

Filename: ... \MSTA\041-056_xSections.dgn

Date: 3/3/2021



Sta. 15+50.00 to Sta. 12+88.89

CUT= 76.3 CY
 FILL= 364.7 CY
 GRUBBING= 15.8 CY

Scale:

No.	Revision	By	Date


Designed by:

TYLIN INTERNATIONAL

CONSULTANT PROJECT MANAGER: Jim Ferguson

	By	Date		By	Date
Designed	SRD	11/2020	Checked	SRD	11/2020
Drawn	TWA	11/2020	In Charge of	JOF	11/2020

T.Y. Lin International
 12 Northbrook Drive
 Building A, Suite One
 Falmouth, Maine 04105
 TEL: (207) 781-4721
 FAX: (207) 781-4753



**THE GOLD STAR
 MEMORIAL HIGHWAY**

MTA PROJECT MANAGER: Ralph C. Norwood, IV

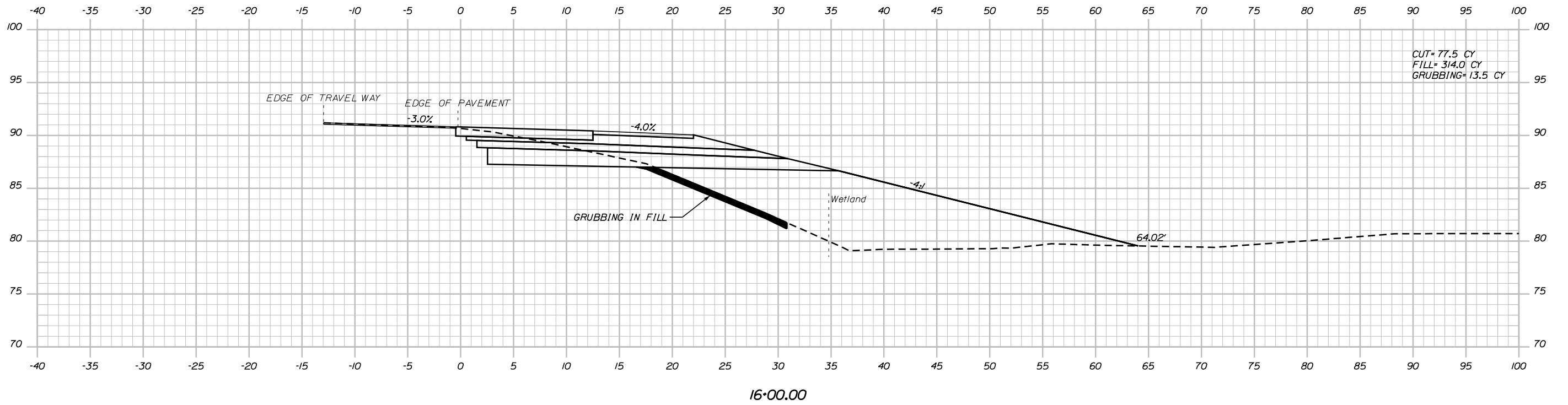
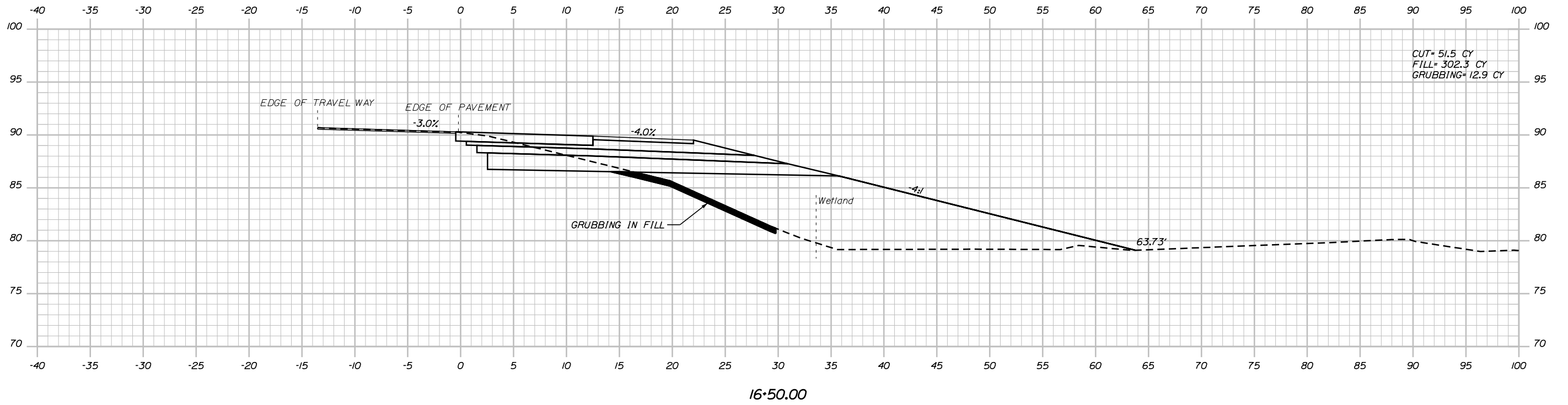
**PAVEMENT REHABILITATION AND
 SAFETY IMPROVEMENTS MM 30.0 TO 35.5**

RAMP 32 CROSS SECTIONS
 SHEET 5 OF 17

SHEET NUMBER: CS-5
 CONTRACT: 2021.01
 44 OF 56

Filename: ... \MSTA\041-056_xSections.dgn

Date: 3/3/2021



Sta. 16+00.00 to Sta. 16+50.00

Scale:

No.	Revision	By	Date


Designed by:

TYLIN INTERNATIONAL

CONSULTANT PROJECT MANAGER: Jim Ferguson

	By	Date	By	Date	
Designed	SRD	11/2020	Checked	SRD	11/2020
Drawn	TWA	11/2020	In Charge of	JOF	11/2020

T.Y. Lin International
 12 Northbrook Drive
 Building A, Suite One
 Falmouth, Maine 04105
 TEL: (207) 781-4721
 FAX: (207) 781-4753



**THE GOLD STAR
 MEMORIAL HIGHWAY**

MTA PROJECT MANAGER: Ralph C. Norwood, IV

**PAVEMENT REHABILITATION AND
 SAFETY IMPROVEMENTS MM 30.0 TO 35.5**

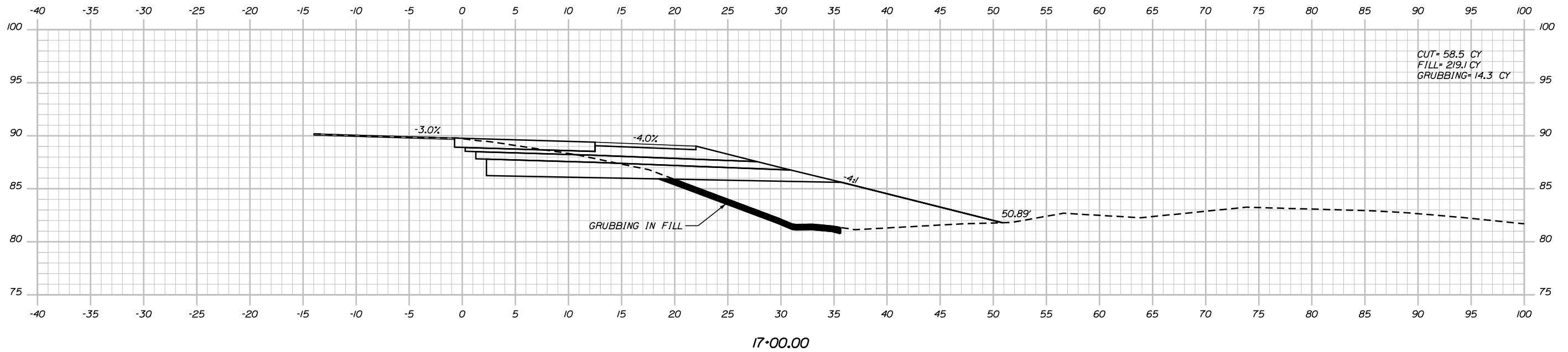
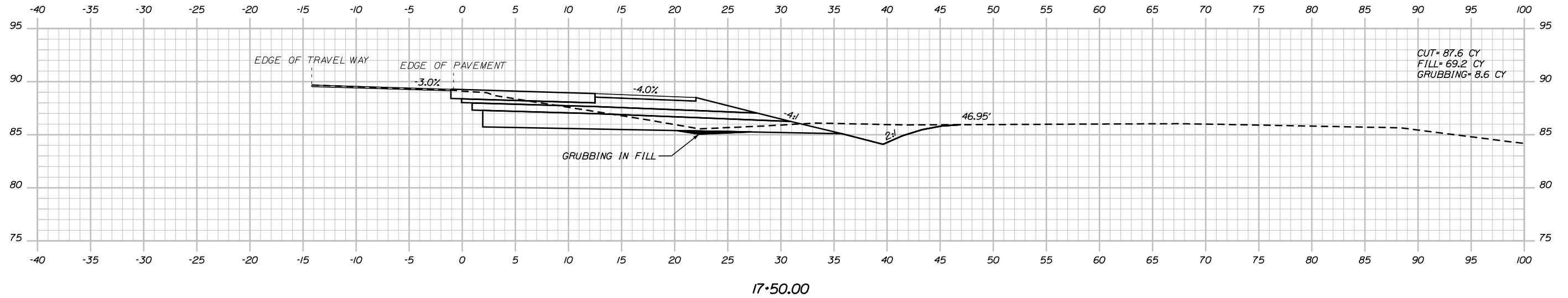
RAMP 32 CROSS SECTIONS
 SHEET 6 OF 17

SHEET NUMBER: CS-6
 CONTRACT: 2021.01
 45 OF 56

Filename: ... \MSTA\041-056_xSections.dgn

Date: 3/3/2021

Filename: ... \MSTA\041-056_XSections.dgn



Sta. 17+00.00 to Sta. 17+50.00

Scale:

No.	Revision	By	Date


Designed by:

TY-LIN INTERNATIONAL

CONSULTANT PROJECT MANAGER: Jim Ferguson

	By	Date	By	Date	
Designed	SRD	11/2020	Checked	SRD	11/2020
Drawn	TWA	11/2020	In Charge of	JOF	11/2020

T.Y. Lin International
12 Northbrook Drive
Building A, Suite One
Falmouth, Maine 04105
TEL: (207) 781-4721
FAX: (207) 781-4753



**THE GOLD STAR
MEMORIAL HIGHWAY**

MTA PROJECT MANAGER: Ralph C. Norwood, IV

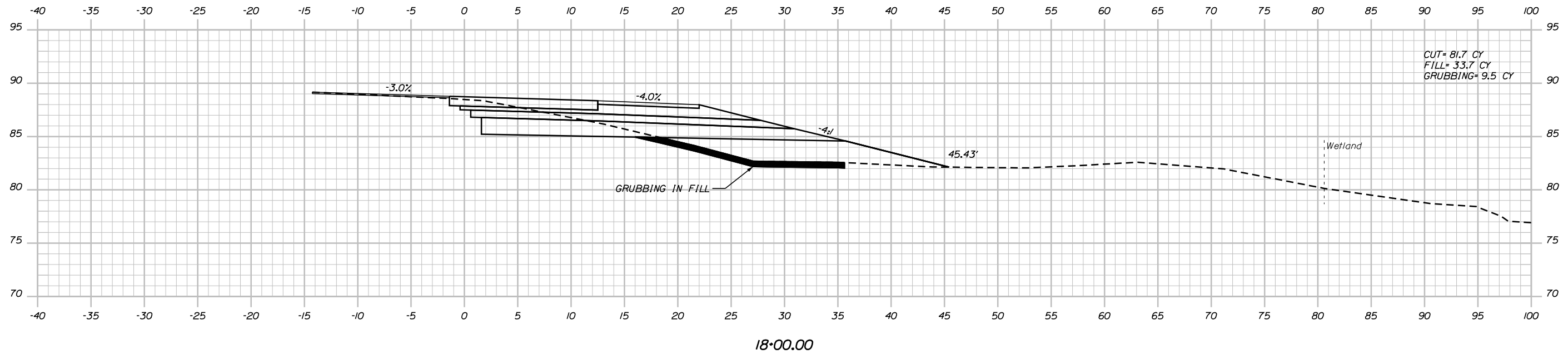
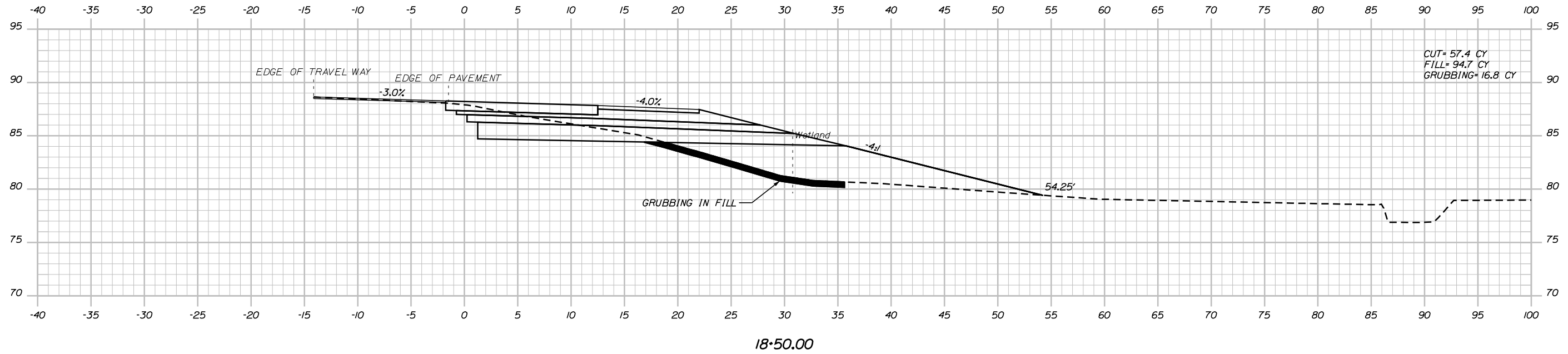
**PAVEMENT REHABILITATION AND
SAFETY IMPROVEMENTS MM 30.0 TO 35.5**

RAMP 32 CROSS SECTIONS
SHEET 7 OF 17

SHEET NUMBER: CS-7
CONTRACT: 2021.01
46 OF 56

Date: 3/3/2021

Filename: ... \MSTA041-056_XSections.dgn



Sta. 18+00.00 to Sta. 18+50.00

Scale:

No.	Revision	By	Date

Designed by:

TYLIN INTERNATIONAL

CONSULTANT PROJECT MANAGER: Jim Ferguson

	By	Date		By	Date
Designed	SRD	11/2020	Checked	SRD	11/2020
Drawn	TWA	11/2020	In Charge of	JOF	11/2020

T.Y. Lin International
 12 Northbrook Drive
 Building A, Suite One
 Falmouth, Maine 04105
 TEL: (207) 781-4721
 FAX: (207) 781-4753



**THE GOLD STAR
 MEMORIAL HIGHWAY**

MTA PROJECT MANAGER: Ralph C. Norwood, IV

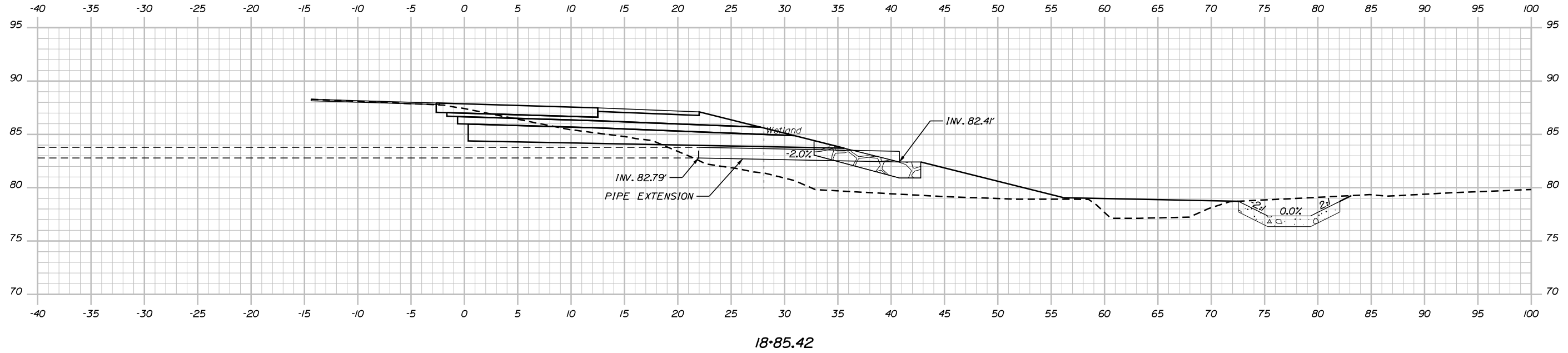
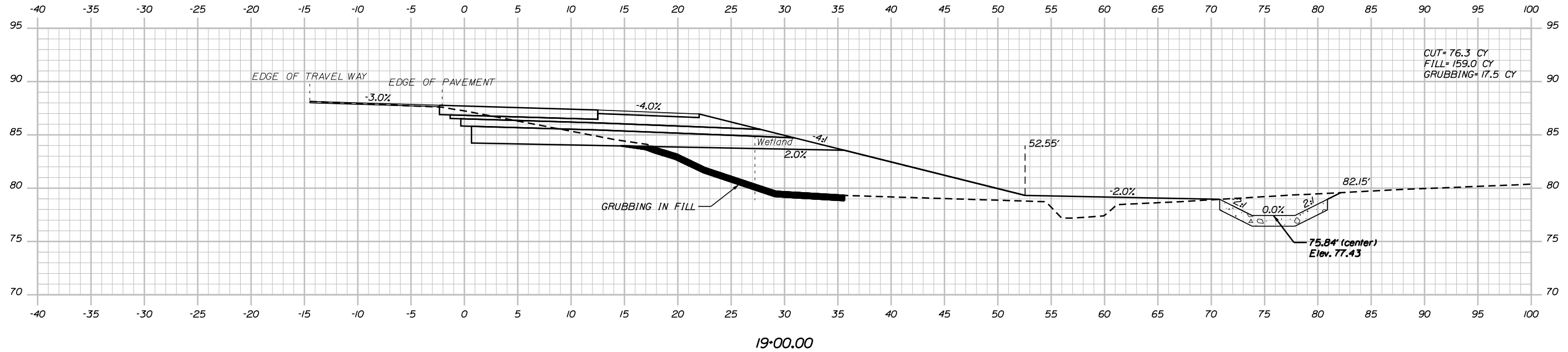
**PAVEMENT REHABILITATION AND
 SAFETY IMPROVEMENTS MM 30.0 TO 35.5**
 RAMP 32 CROSS SECTIONS
 SHEET 8 OF 17

CONTRACT: 2021.01

SHEET NUMBER: CS-8

47 OF 56

Date: 3/3/2021



Sta. 18+85.42 to Sta. 19+00.00

Scale:

No.	Revision	By	Date

Designed by:

TYLIN INTERNATIONAL

CONSULTANT PROJECT MANAGER: Jim Ferguson

	By	Date		By	Date
Designed	SRD	11/2020	Checked	SRD	11/2020
Drawn	TWA	11/2020	In Charge of	JOF	11/2020

T.Y. Lin International
 12 Northbrook Drive
 Building A, Suite One
 Falmouth, Maine 04105
 TEL: (207) 781-4721
 FAX: (207) 781-4753

MAINE TURNPIKE

THE GOLD STAR MEMORIAL HIGHWAY

MTA PROJECT MANAGER: Ralph C. Norwood, IV

PAVEMENT REHABILITATION AND SAFETY IMPROVEMENTS MM 30.0 TO 35.5

RAMP 32 CROSS SECTIONS

SHEET 9 OF 17

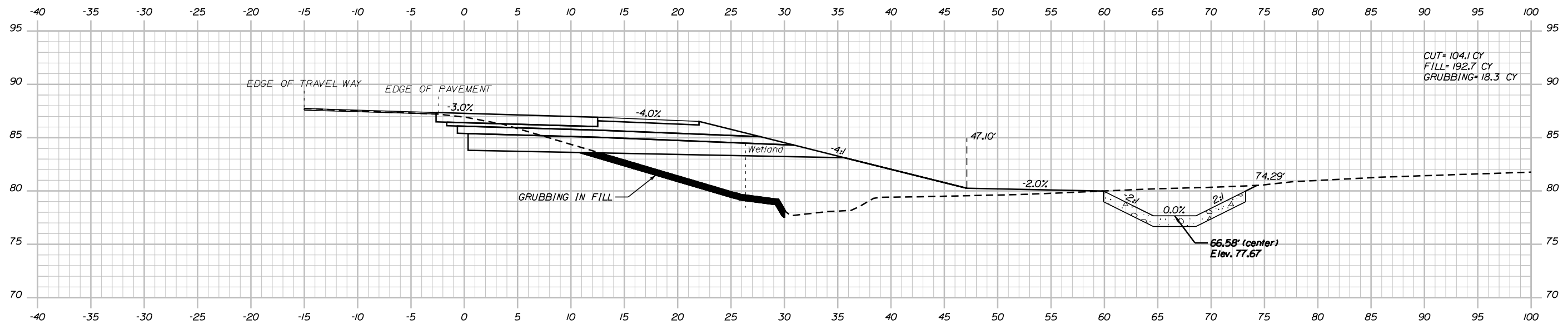
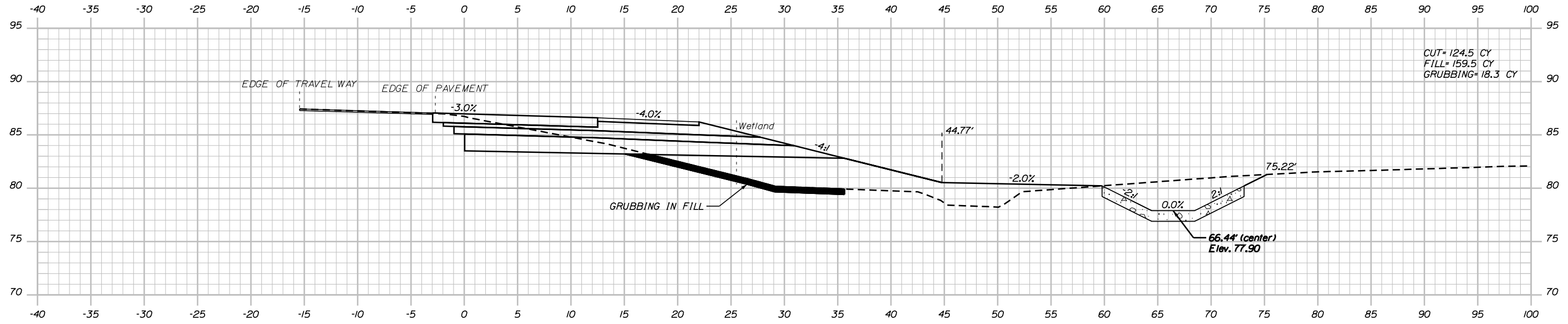
SHEET NUMBER: CS-9

CONTRACT: 2021.01

48 OF 56

Filename: ... \MSTA\041-056_XSections.dgn

Date: 3/3/2021



Sta. 19+50.00 to Sta. 20+00.00

Scale:

No.	Revision	By	Date

Designed by:

TYLIN INTERNATIONAL

CONSULTANT PROJECT MANAGER: Jim Ferguson

	By	Date	By	Date	
Designed	SRD	11/2020	Checked	SRD	11/2020
Drawn	TWA	11/2020	In Charge of	JOF	11/2020

T.Y. Lin International
12 Northbrook Drive
Building A, Suite One
Falmouth, Maine 04105
TEL: (207) 781-4721
FAX: (207) 781-4753

MAINE TURNPIKE

THE GOLD STAR MEMORIAL HIGHWAY

MTA PROJECT MANAGER: Ralph C. Norwood, IV

PAVEMENT REHABILITATION AND SAFETY IMPROVEMENTS MM 30.0 TO 35.5

RAMP 32 CROSS SECTIONS

SHEET 10 OF 17

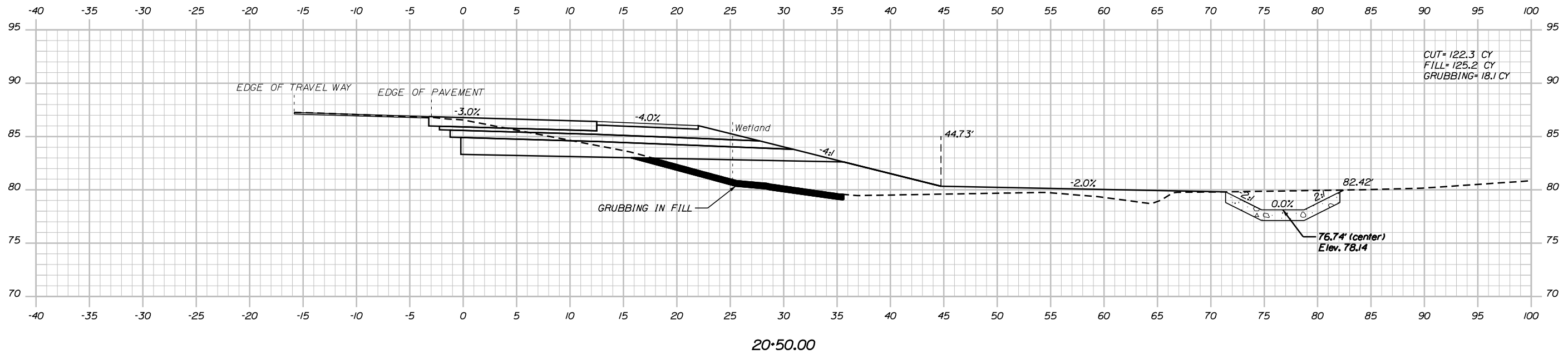
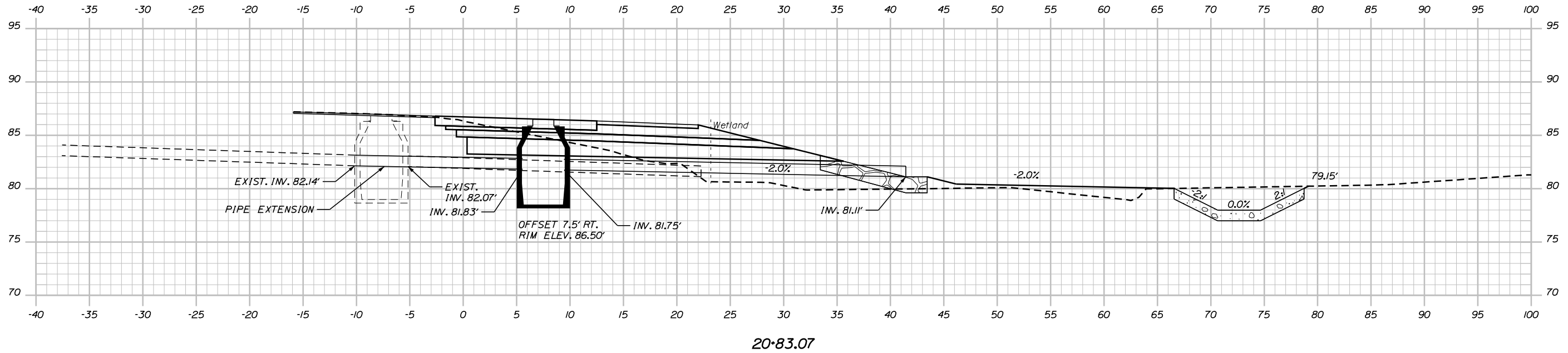
SHEET NUMBER: CS-10

CONTRACT: 2021.01

49 OF 56

Filename: ... \MSTA\041-056_xSections.dgn

Date: 3/3/2021



Sta. 20+50.00 to Sta. 20+83.07

Scale:

No.	Revision	By	Date

Designed by:

TYLIN INTERNATIONAL

CONSULTANT PROJECT MANAGER: Jim Ferguson

	By	Date	By	Date	
Designed	SRD	11/2020	Checked	SRD	11/2020
Drawn	TWA	11/2020	In Charge of	JOF	11/2020

T.Y. Lin International
12 Northbrook Drive
Building A, Suite One
Falmouth, Maine 04105
TEL: (207) 781-4721
FAX: (207) 781-4753

MAINE TURNPIKE

THE GOLD STAR MEMORIAL HIGHWAY

MTA PROJECT MANAGER: Ralph C. Norwood, IV

PAVEMENT REHABILITATION AND SAFETY IMPROVEMENTS MM 30.0 TO 35.5

RAMP 32 CROSS SECTIONS

SHEET 11 OF 17

SHEET NUMBER: CS-11

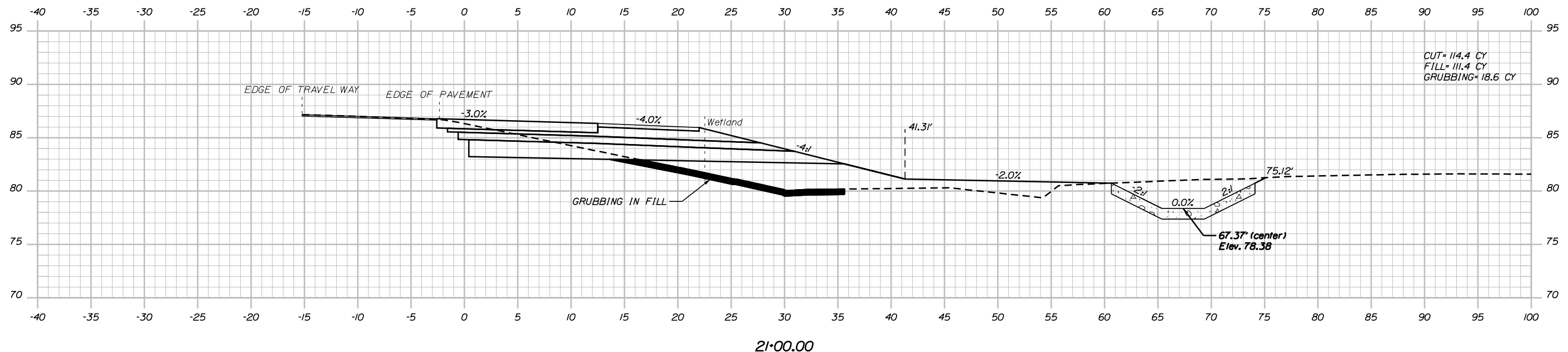
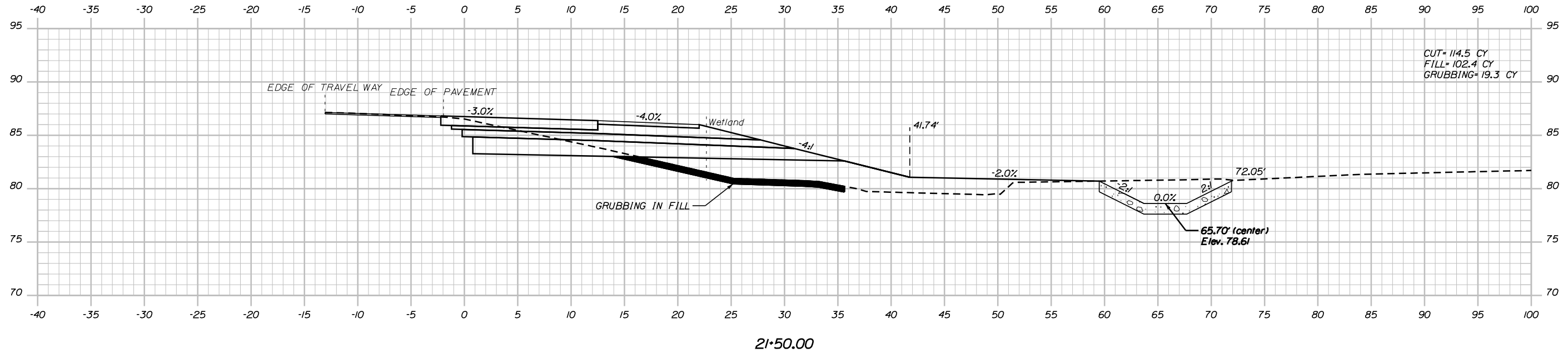
CONTRACT: 2021.01

50 OF 56

Filename: ... \MSTA\041-056_XSections.dgn

Date: 3/3/2021

Filename: ... \MSTA\041-056_xSections.dgn



Sta. 21+00.00 to Sta. 21+50.00

Scale:

No.	Revision	By	Date

Designed by:

TYLIN INTERNATIONAL

CONSULTANT PROJECT MANAGER: Jim Ferguson

	By	Date	By	Date	
Designed	SRD	11/2020	Checked	SRD	11/2020
Drawn	TWA	11/2020	In Charge of	JOF	11/2020

T.Y. Lin International
 12 Northbrook Drive
 Building A, Suite One
 Falmouth, Maine 04105
 TEL: (207) 781-4721
 FAX: (207) 781-4753



**THE GOLD STAR
 MEMORIAL HIGHWAY**

MTA PROJECT MANAGER: Ralph C. Norwood, IV

**PAVEMENT REHABILITATION AND
 SAFETY IMPROVEMENTS MM 30.0 TO 35.5**
 RAMP 32 CROSS SECTIONS
 SHEET 12 OF 17

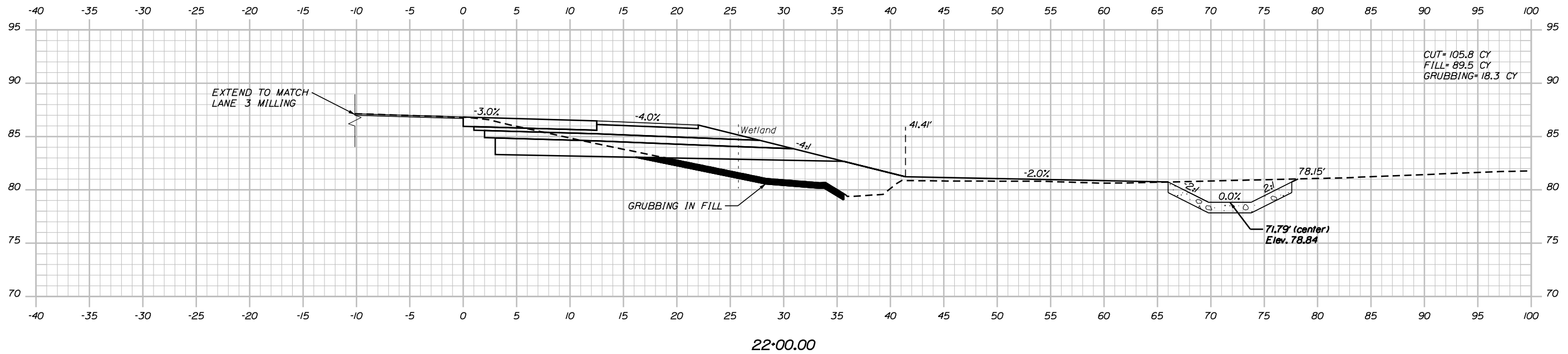
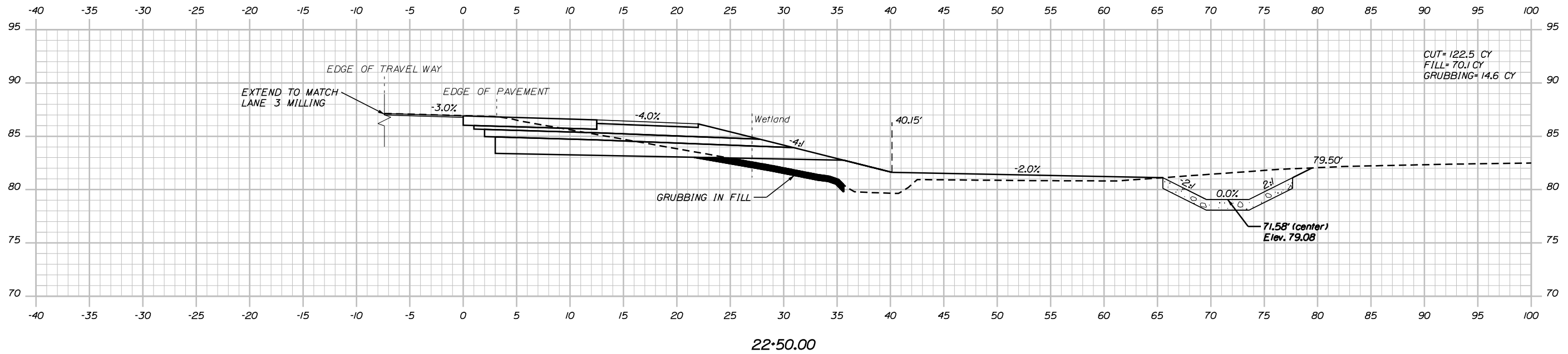
CONTRACT: 2021.01

SHEET NUMBER: CS-12

51 OF 56

Date: 3/3/2021

Filename: ... \MSTA\041-056_xSections.dgn



Sta. 22+00.00 to Sta. 22+50.00

Scale:

No.	Revision	By	Date

Designed by:

TY-LIN INTERNATIONAL

CONSULTANT PROJECT MANAGER: Jim Ferguson

	By	Date	By	Date	
Designed	SRD	11/2020	Checked	SRD	11/2020
Drawn	TWA	11/2020	In Charge of	JOF	11/2020

T.Y. Lin International
12 Northbrook Drive
Building A, Suite One
Falmouth, Maine 04105
TEL: (207) 781-4721
FAX: (207) 781-4753

MAINE TURNPIKE

THE GOLD STAR MEMORIAL HIGHWAY

MTA PROJECT MANAGER: Ralph C. Norwood, IV

PAVEMENT REHABILITATION AND SAFETY IMPROVEMENTS MM 30.0 TO 35.5

RAMP 32 CROSS SECTIONS

SHEET 13 OF 17

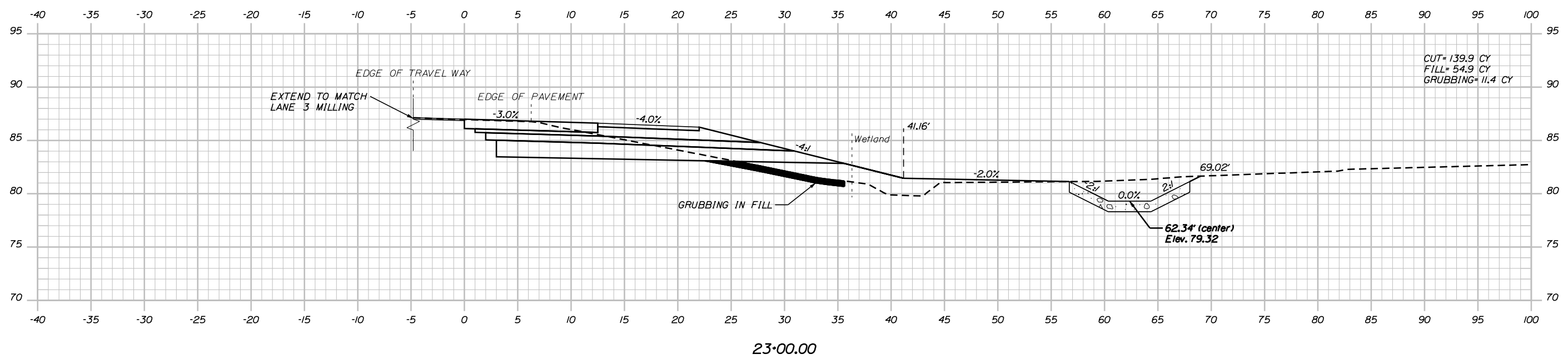
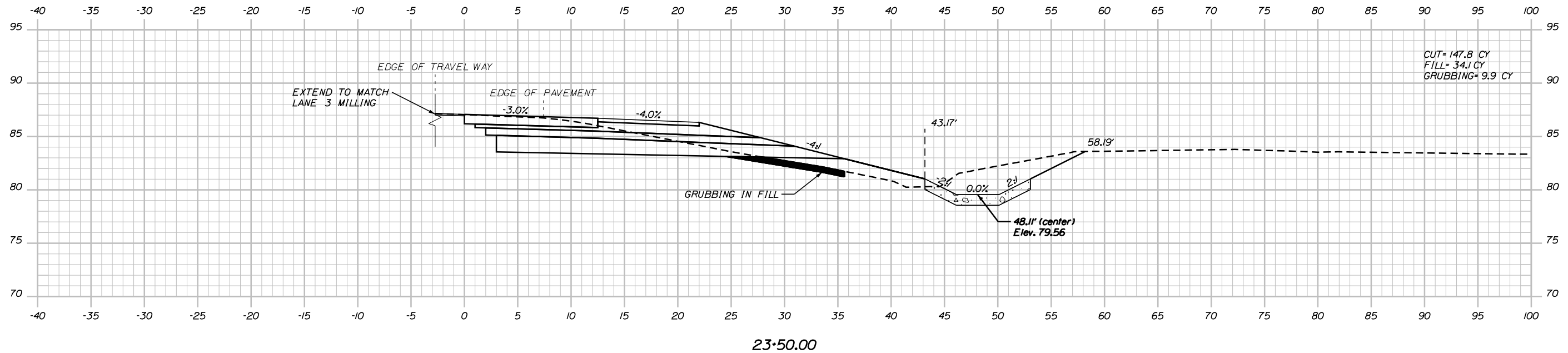
SHEET NUMBER: CS-13

CONTRACT: 2021.01

52 OF 56

Date: 3/3/2021

Filename: ... \MSTA\041-056_xSections.dgn



Sta. 23+00.00 to Sta. 23+50.00

Scale:

No.	Revision	By	Date


Designed by:

TYLIN INTERNATIONAL

CONSULTANT PROJECT MANAGER: Jim Ferguson

	By	Date	By	Date	
Designed	SRD	11/2020	Checked	SRD	11/2020
Drawn	TWA	11/2020	In Charge of	JOF	11/2020

T.Y. Lin International
 12 Northbrook Drive
 Building A, Suite One
 Falmouth, Maine 04105
 TEL: (207) 781-4721
 FAX: (207) 781-4753



**THE GOLD STAR
MEMORIAL HIGHWAY**

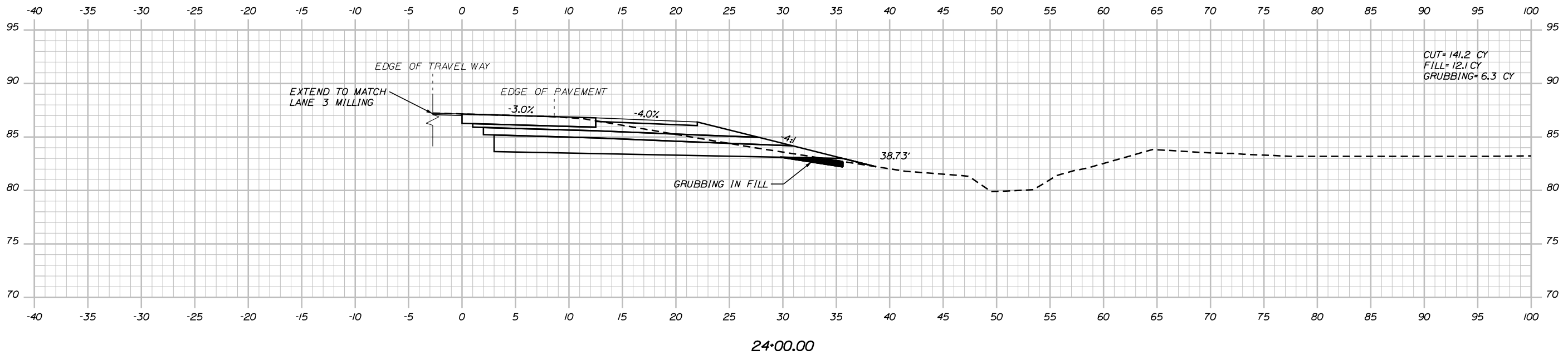
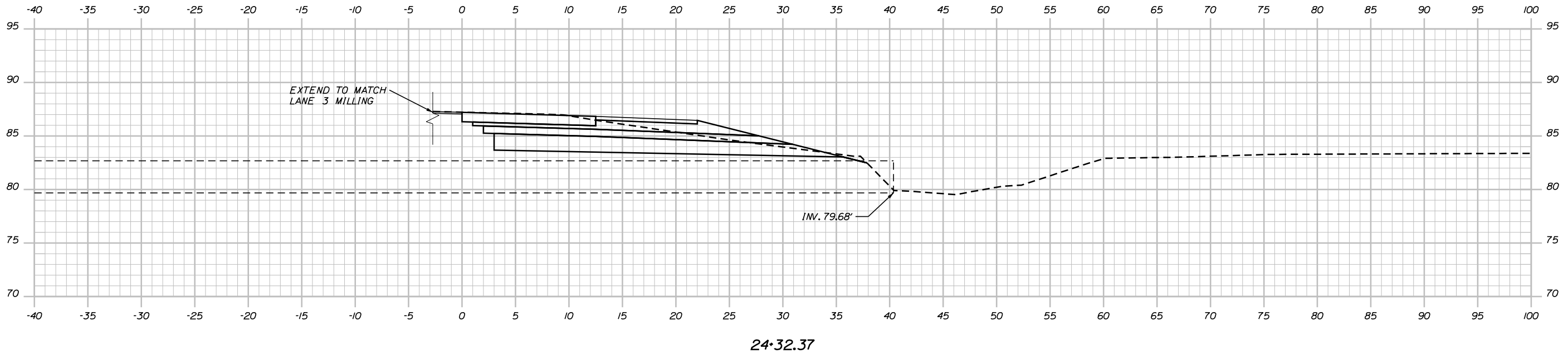
MTA PROJECT MANAGER: Ralph C. Norwood, IV

**PAVEMENT REHABILITATION AND
SAFETY IMPROVEMENTS MM 30.0 TO 35.5**

RAMP 32 CROSS SECTIONS
SHEET 14 OF 17

SHEET NUMBER: CS-14
CONTRACT: 2021.01
53 OF 56

Date: 3/3/2021



Sta. 24+00.00 to Sta. 24+32.37

Scale:

No.	Revision	By	Date


Designed by:

TY-LIN INTERNATIONAL

CONSULTANT PROJECT MANAGER: Jim Ferguson

	By	Date	By	Date	
Designed	SRD	11/2020	Checked	SRD	11/2020
Drawn	TWA	11/2020	In Charge of	JOF	11/2020

T.Y. Lin International
 12 Northbrook Drive
 Building A, Suite One
 Falmouth, Maine 04105
 TEL: (207) 781-4721
 FAX: (207) 781-4753



**MAINE
TURNPIKE**

THE GOLD STAR
MEMORIAL HIGHWAY

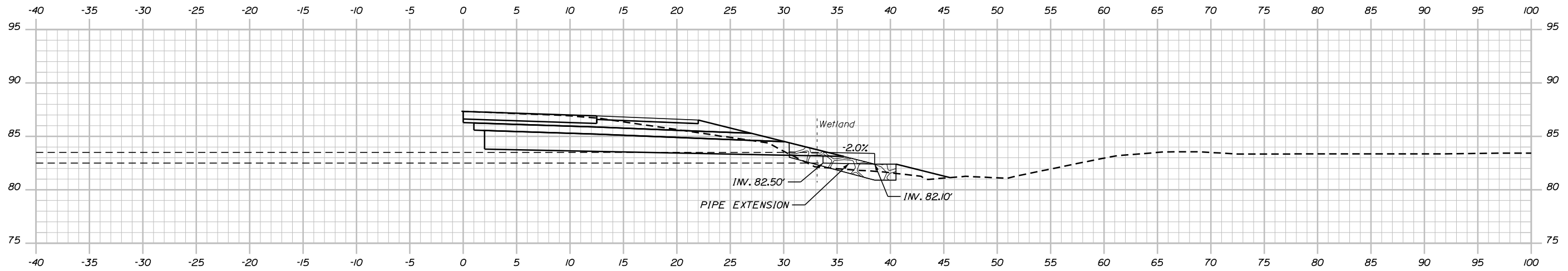
MTA PROJECT MANAGER: Ralph C. Norwood, IV

PAVEMENT REHABILITATION AND
SAFETY IMPROVEMENTS MM 30.0 TO 35.5

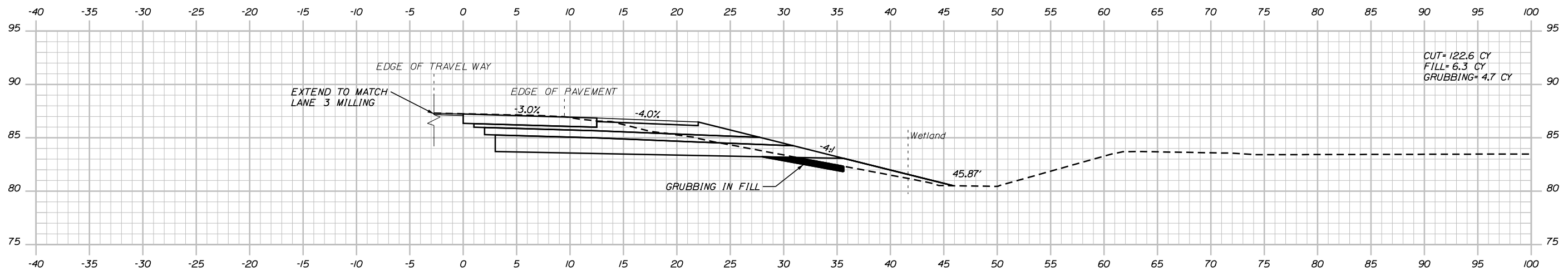
RAMP 32 CROSS SECTIONS
SHEET 15 OF 17

SHEET NUMBER: CS-15
CONTRACT: 2021.01

Date: 3/3/2021



24+83.19



24+50.00

Sta. 24+50.00 to Sta. 24+83.19

Scale:			
No.	Revision	By	Date

Designed by:

TYLIN INTERNATIONAL

CONSULTANT PROJECT MANAGER: Jim Ferguson

Designed	By	Date	Checked	By	Date
Drawn	TWA	11/2020	In Charge of	JOF	11/2020

T.Y. Lin International
 12 Northbrook Drive
 Building A, Suite One
 Falmouth, Maine 04105
 TEL: (207) 781-4721
 FAX: (207) 781-4753

**THE GOLD STAR
MEMORIAL HIGHWAY**

MTA PROJECT MANAGER: Ralph C. Norwood, IV

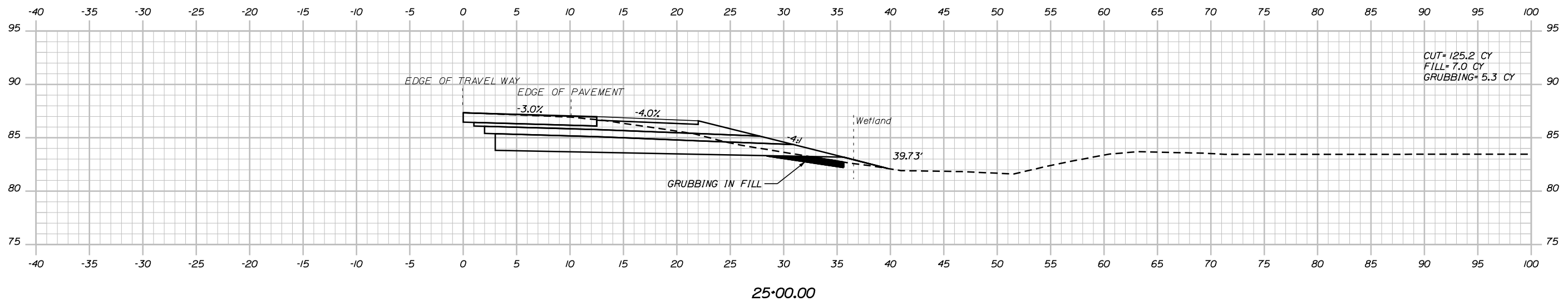
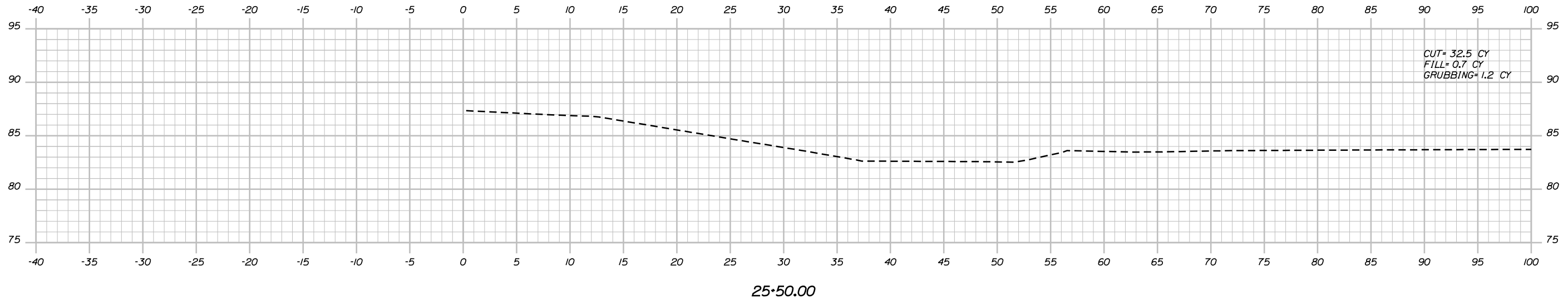
**PAVEMENT REHABILITATION AND
SAFETY IMPROVEMENTS MM 30.0 TO 35.5**

RAMP 32 CROSS SECTIONS
SHEET 16 OF 17

SHEET NUMBER: CS-16
CONTRACT: 2021.01
55 OF 56

Filename: ... \MSTA041-056_xSections.dgn

Date: 3/3/2021



Sta. 25+00.00 to Sta. 25+50.00

Scale:

No.	Revision	By	Date

Designed by:

TYLIN INTERNATIONAL

CONSULTANT PROJECT MANAGER: Jim Ferguson

	By	Date		By	Date
Designed	SRD	11/2020	Checked	SRD	11/2020
Drawn	TWA	11/2020	In Charge of	JOF	11/2020

T.Y. Lin International
 12 Northbrook Drive
 Building A, Suite One
 Falmouth, Maine 04105
 TEL: (207) 781-4721
 FAX: (207) 781-4753



**THE GOLD STAR
 MEMORIAL HIGHWAY**

MTA PROJECT MANAGER: Ralph C. Norwood, IV

**PAVEMENT REHABILITATION AND
 SAFETY IMPROVEMENTS MM 30.0 TO 35.5**
 RAMP 32 CROSS SECTIONS
 SHEET 17 OF 17

CONTRACT: 2021.01

SHEET NUMBER: CS-17

56 OF 56

Filename: ... \MSTA041-056_xSections.dgn