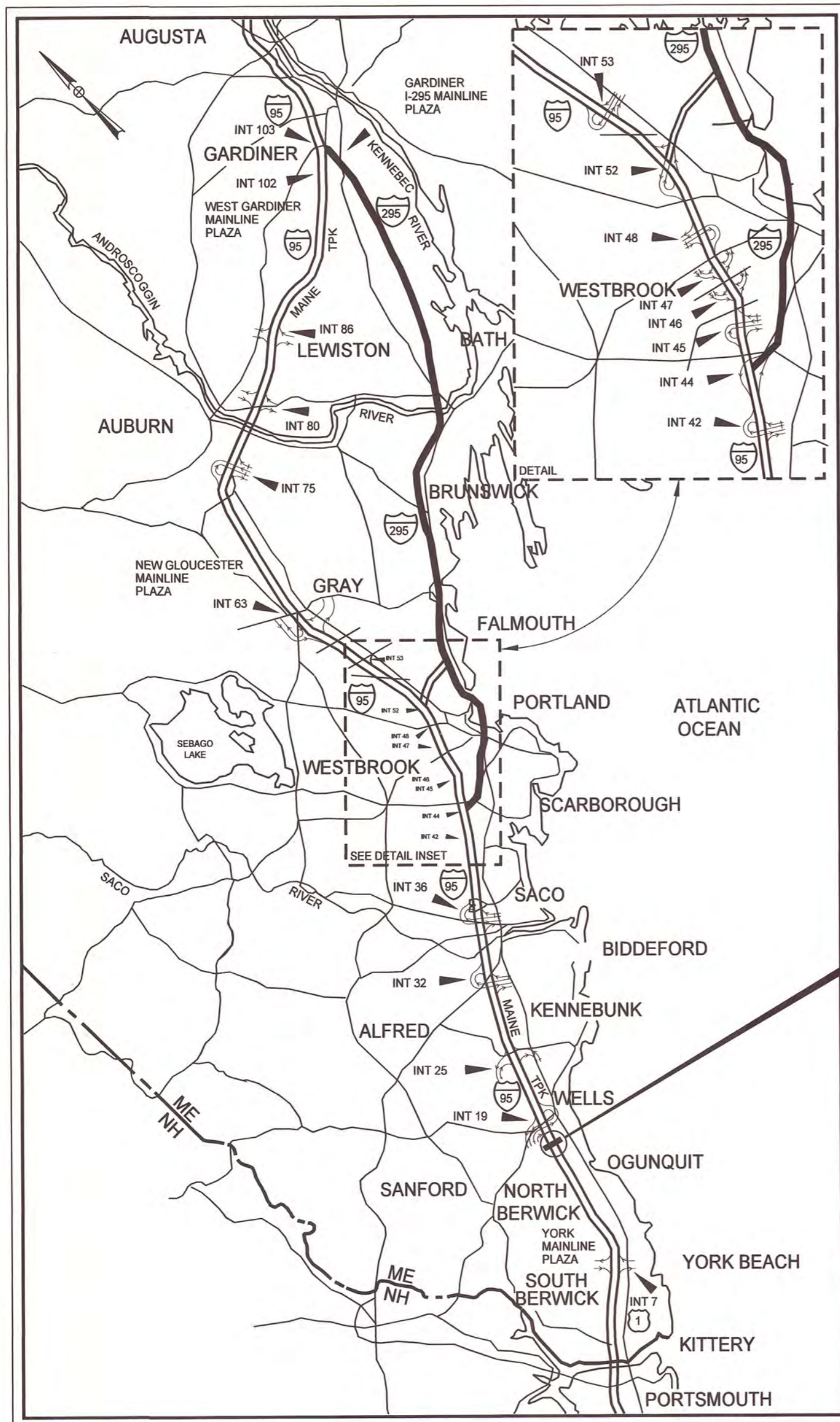


Date: 3/30/2022

Filename: ...001_title.dgn



LOCATION MAP



THE GOLD STAR MEMORIAL HIGHWAY

MAINE TURNPIKE AUTHORITY

DANIEL E. WATHEN, CHAIR
 ROBERT D. STONE, VICE CHAIR
 MICHAEL J. CIANCHETTE, MEMBER
 ANDREW MCLEAN, MEMBER
 JANE L. LINCOLN, MEMBER
 THOMAS J. ZUKE, MEMBER
 BRUCE A. VAN NOTE, EX-OFFICIO MEMBER

S. PETER MILLS, EXECUTIVE DIRECTOR

CONTRACT 2022.11

**EMERGENCY VEHICLE RAMPS
 LITTLEFIELD ROAD (MM 17.30)**


**PAVEMENT IMPROVEMENTS
 LITTLEFIELD ROAD UNDERPASS (MM 17.30)**

INDEX OF SHEETS	
Sheet No.	Description
1	Title Sheet
2	Estimated Quantities and Earthwork Summary
3	General and Construction Notes
4-5	Maintenance of Traffic Details (2 Sheets)
6	Bridge Pavement Improvements
7	Typical Roadway Sections
8	Details and Sign Summary
9	Fencing Details
10-11	General Plans (2 Sheets)
12-13	Profiles (2 Sheets)
14-15	Disturbance Impact Plans (2 Sheets)
16-30	Cross Sections (15 Sheets)

APPROVED: MAINE TURNPIKE AUTHORITY

Peter S. Merfeld
 PETER S. MERFELD, P.E. - CHIEF OPERATIONS OFFICER
 03/31/22
 DATE

Stephen R. Martre
 STEPHEN R. MARTRE, P.E. - DIRECTOR OF ENGINEERING & BUILDING MAINTENANCE
 3/31/22
 DATE



Gordon M. Edington
 Gordon M. Edington, P.E.
 Consultant Project Manager
 3/30/2022
 DATE

Contract 2022.11

GENERAL CONSTRUCTION

1. ALL WORK SHALL BE IN CONFORMANCE WITH MAINE DEPARTMENT OF TRANSPORTATION (MAINEDOT) 2020 STANDARD DETAILS AND 2014 STANDARD SPECIFICATIONS FOR HIGHWAYS AND BRIDGES WITH ALL UPDATES, AND MAINEDOT BEST MANAGEMENT PRACTICES FOR EROSION AND SEDIMENT CONTROL LATEST REVISION UNLESS OTHERWISE NOTED IN THESE PLANS.

2. DURING CONSTRUCTION, TRAFFIC WILL BE MAINTAINED AS SHOWN IN THE PLANS AND AS REQUIRED IN THE SPECIAL PROVISIONS.

3. ALL EXISTING DELINEATOR AND MILE MARKER POSTS WITHIN LIMITS OF DISTURBANCE SHALL BE REMOVED AND RESET UPON COMPLETION OF THE CONTR. PAYMENT WILL BE MADE UNDER ITEM 606.3561.

4. EXISTING ROW FENCE AND EXISTING CHAIN LINK FENCE AND GATES WITHIN THE LIMITS OF WORK, AS SHOWN ON THE PLANS OR AS DIRECTED BY THE RESIDENT, SHALL BE REMOVED AND DISPOSED. THIS WORK SHALL BE INCIDENTAL TO THE PROPOSED FENCE ITEMS. PROPOSED CHAIN LINK FENCE AND PIPE ENTRY GATE SHALL BE INSTALLED CONTINUOUSLY WITH NO GAPS. IF REQUIRED, CONNECTION FOR PROPOSED FENCE TO EXISTING FENCE SHALL BE INCIDENTAL TO THE CONTRACT.

5. THE PROPOSED ELEVATIONS ARE BASED ON THE NAVD 88 DATUM.

6. THE CONTRACTOR SHALL TAKE ALL PRECAUTIONS NECESSARY TO AVOID IMPACTS BEYOND WHAT IS SHOWN IN THESE PLANS TO DELINEATED WETLAND AREAS.

7. ALL WORK MUST BE COMPLETED WITHIN THE RIGHT OF WAY SHOWN IN THESE PLANS.

8. THE CONTRACTOR SHALL SUBMIT PROPOSED STAGING AREA(S) AND FIELD TRAILER LOCATION TO THE RESIDENT FOR APPROVAL PRIOR TO STARTING WORK.

9. THE CONTRACTOR SHALL PLACE APPROACH PAVEMENT AT ALL LOCATIONS TO ACHIEVE A SMOOTH TRANSITION BETWEEN EXISTING AND PROPOSED PAVEMENT.

10. FOLLOWING THE COMPLETION OF WORK THE CONTRACTOR SHALL PROVIDE THE AUTHORITY THREE HARD COPIES OF ALL O&M MANUALS ASSOCIATED WITH THE PROJECT AND ONE LINKED, TABBED, AND SEARCHABLE PDF DOCUMENT CONTAINING ALL O&M MANUALS IN A SINGLE FILE.

11. FOLLOWING THE COMPLETION OF WORK THE CONTRACTOR SHALL PROVIDE ONE HARD COPY AND ONE LINKED, TABBED, AND SEARCHABLE PDF DOCUMENT OF ALL APPROVED SUBMITTALS ASSOCIATED WITH THE PROJECT ORGANIZED BY WORK CATEGORY.

EARTHWORK

1. THE CLEARING LIMITS SHALL BE 10' BEYOND AND PARALLEL TO CONSTRUCTION SLOPE LINES OR AS SHOWN ON THE PLANS. THE ACTUAL CLEARING LINES SHALL BE ESTABLISHED IN THE FIELD BY THE CONTRACTOR AND SHALL BE APPROVED BY THE RESIDENT PRIOR TO ANY CLEARING TAKING PLACE. ALL CLEARING SHALL BE DONE WITHIN THE ROW. NO CLEARING SHALL TAKE PLACE IN JUNE OR JULY.

2. THE NORMAL GRUBBING WIDTH IN THE FILLS SHALL BE VARIABLE LEFT OR RIGHT, WHEN SUBGRADE IS LESS THAN 5' ABOVE OLD GROUND. THE GRUBBING DEPTH HAS BEEN ESTIMATED AS 12'.

3. MUCK EXCAVATION HAS BEEN ESTIMATED IN ALL WETLAND AREAS AT A 2' DEPTH. THE CONTRACTOR SHALL CONFIRM WITH THE RESIDENT THE ACTUAL LIMITS AND DEPTH BEFORE PLACING ANY AGGREGATE.

4. WASTE MATERIALS SHALL BE DISPOSED OFF THE PROJECT SITE, IN ACCORDANCE WITH CHAPTER 404, DEPARTMENT OF ENVIRONMENTAL PROTECTION SOLID WASTE MANAGEMENT RULES.

5. EXCAVATIONS ACCOMPLISHED AS PART OF THIS PROJECT SHALL BE CONSTRUCTED IN ACCORDANCE WITH OSHA SUBPART P OF 29 CFR PART 1926.650-652 (CONSTRUCTION STANDARDS FOR EXCAVATION).

6. THE CONTRACTOR SHALL MINIMIZE SLOPE DISTURBANCES WHERE POSSIBLE, AS DIRECTED BY THE RESIDENT.

7. GRANULAR BORROW USED TO BACKFILL MUCK EXCAVATION, IN LOW WET AREAS 1' ABOVE WATER LEVEL, OR OLD GROUND SHALL MEET REQUIREMENTS FOR GRANULAR BORROW MATERIAL FOR UNDERWATER BACKFILL AS SPECIFIED IN STANDARD SPECIFICATION 703.19.

GUARDRAIL

1. COMPOSITE OFFSET BLOCKS SHALL BE USED WITH GUARDRAIL.

2. AT THE END OF EACH WORK DAY, ALL GUARDRAIL WITHIN WORK AREAS ACCESSIBLE TO TRAFFIC SHALL HAVE AN APPROVED CRASHWORTHY END TREATMENT.

3. CONNECTIONS FOR PROPOSED GUARDRAIL TO EXISTING GUARDRAIL SHALL BE INCIDENTAL TO THE PROPOSED GUARDRAIL ITEMS.

4. CONTRACTOR SHALL STOCKPILE ALL GUARDRAIL TO BE REMOVED AND RESET, AND REMOVED AND DISPOSED UNTIL GUARDRAIL INSTALLATION HAS BEEN COMPLETED.

5. POST HOLES FROM GUARDRAIL REMOVED OR RESET SHALL BE FILLED AND COMPACTED WITH GRANULAR BORROW AND PAVEMENT TO MATCH SURROUNDING PAVEMENT THICKNESS.

DRAINAGE

1. NO EXISTING DRAINAGE SHALL BE ABANDONED, REMOVED OR PLUGGED WITHOUT PRIOR APPROVAL OF THE RESIDENT.

2. INLETS AND OUTLETS OF ALL CULVERTS SHALL BE RIPRAPPED UNLESS OTHERWISE NOTED ON THE PLANS OR DIRECTED BY THE RESIDENT.

3. ALL DITCH ELEVATIONS AND OFFSETS SHOWN ON THE CROSS SECTIONS ARE FOR THE FINISHED DITCH FLOW LINE.

4. IF FOUNDATION MATERIAL IS REQUIRED UNDER CULVERTS, IT SHALL MEET THE REQUIREMENTS FOR GRANULAR BORROW - UNDERWATER BACKFILL AS SPECIFIED IN STANDARD SPECIFICATION 703.19 AND BE PAID FOR AS 203.25 GRANULAR BORROW.

EROSION CONTROL

1. THE ANTICIPATED EROSION CONTROL DEVICES ARE SHOWN ON THE PLANS. THE CONTRACTOR SHALL PROPOSE ACTUAL TYPE AND LOCATION OF DEVICES FOR APPROVAL BY THE RESIDENT. ADDITIONAL DEVICES MAY BE PROPOSED BY THE CONTRACTOR TO IMPLEMENT ADDITIONAL MEASURES. ANY ADDITIONAL MEASURES APPROVED BY THE RESIDENT WILL BE MEASURED FOR PAYMENT.

2. 4" LOAM HAS BEEN ESTIMATED FOR 100% OF THE DISTURBED AREA UNLESS OTHERWISE SPECIFIED ON THE PLANS. ACTUAL PLACEMENT OF THE LOAM SHALL BE AS DESIGNATED BY THE RESIDENT.

3. ALL SLOPES SHALL BE SEEDED WITH SEEDING METHOD #2.

4. TEMPORARY SEED SHALL BE APPLIED TO ALL DISTURBED AREAS THAT WILL NOT BE COMPLETED WITHIN 30 DAYS.

5. ALL TEMPORARY AND PERMANENT EROSION CONTROL DEVICES SHALL BE INSTALLED IN ACCORDANCE WITH THE MAINE DEPARTMENT OF TRANSPORTATION BEST MANAGEMENT PRACTICES.

6. TEMPORARY STONE CHECK DAMS SHALL BE INSTALLED IN ACCORDANCE WITH THE MAINE DEPARTMENT OF TRANSPORTATION BEST MANAGEMENT PRACTICES. STONE CHECK DAMS SHALL BE SPACED APPROXIMATELY 100 FEET FOR DITCH GRADES LESS THAN 3% AND SPACED APPROXIMATELY 50 FEET FOR DITCH GRADES STEEPER THAN 5%. SEE MAINEDOT BEST MANAGEMENT PRACTICES FOR FURTHER DETAILS.

7. EROSION CONTROL BLANKET, ITEM 613.319 SHALL BE INSTALLED ON 2:1 SLOPES FROM THE TOP TO TOE OF SLOPE. LOAM AND SEED SHALL BE PLACED PRIOR TO THE INSTALLATION OF THE EROSION CONTROL BLANKET. LIMITS OF THE EROSION CONTROL BLANKET IN DITCHES SHALL BE 6' WIDE OR AS DESIGNATED BY THE RESIDENT.

UTILITY

1. EXISTING UTILITIES ON THESE PLANS WERE COMPILED FROM FIELD SURVEY AND VARIOUS OTHER SOURCES. LOCATIONS ARE NOT GUARANTEED TO BE ACCURATE NOR IS IT GUARANTEED THAT ALL UTILITIES ARE SHOWN. NO SEPARATE OR ADDITIONAL COMPENSATION WILL BE ALLOWED TO THE CONTRACTOR DUE TO ANY VARIANCE BETWEEN THE DATA SHOWN ON THE PLANS AND THE ACTUAL FIELD CONDITIONS ENCOUNTERED. NO WORK SHALL BE STARTED UNTIL THE OWNERS OF THE VARIOUS UTILITIES ARE NOTIFIED BY THE CONTRACTOR OF THE PROPOSED CONSTRUCTION. THE CONTRACTOR SHALL CONTACT DIG SAFE (1-888-DIG-SAFE OR 811) AT LEAST 72 HOURS PRIOR TO STARTING WORK.

2. THE MAINE TURNPIKE AUTHORITY IS A NON-MEMBER UTILITY OPERATOR AND IS NOT REGISTERED WITH THE DIG SAFE SYSTEM. THE CONTRACTOR SHALL CONTACT ALL NON-MEMBERS THROUGH WWW.OKTODIG.COM OR AS OTHERWISE REQUIRED BY THE MAINE PUBLIC UTILITIES COMMISSION. ALL PROPOSED EXCAVATION LOCATIONS SHALL BE MARKED AT THE TIME OF NOTIFICATION. NO EXCAVATION SHALL BE PERMITTED UNTIL ALL UTILITIES HAVE BEEN LOCATED AND MARKED. THE RESIDENT ENGINEER SHALL BE PROVIDED AN ELECTRONIC COPY OF ALL DIG SAFE TICKETS WITHIN 24 HOURS OF THEIR RELEASE FOR PROJECT NOTIFICATIONS AND 3RD PARTY UTILITY LOCATOR COORDINATION.

3. ALL UTILITY FACILITIES SHALL BE ADJUSTED BY THE RESPECTIVE UTILITIES UNLESS NOTED.

4. THE UTILITIES INVOLVED IN THIS CONTRACT ARE:
CENTRAL MAINE POWER (CMP)
CONSOLIDATED COMMUNICATIONS
KENNEBUNK & WELLS WATER DISTRICT
CHARTER COMMUNICATIONS, INC.

5. GRADING AROUND UTILITY POLES AND GUY WIRES, EXISTING OR PROPOSED, SHALL BE DONE BY HAND.

6. CONTRACTOR SHALL PROTECT ALL NEW AND EXISTING UTILITIES FROM DAMAGE DURING THE CONSTRUCTION AS APPROVED BY THE UTILITY OWNERS.

ITEM 603.179 - 18" CULVERT PIPE OPTION III HDPE ONLY

LOCATION	QUANTITY (LF)
LITTLEFIELD RD NB EVR 30-38	38
35-50	50
LITTLEFIELD RD SB EVR 41-56.96	30

ITEM 606.242 - GUARDRAIL TYPE 3D - OVER 15' RADIUS

STATION TO STATION	OFFSET	RADIUS	QUANTITY (LF)
LITTLEFIELD RD SB EVR 40-17 TO 40-27	LT	30'	25

ITEM 606.265 - TERMINAL END - SINGLE RAIL GALVANIZED STEEL

STATION	OFFSET	QUANTITY (EA)
LITTLEFIELD RD SB EVR 40-36	LT	1

ITEM 606.278 - TERMINAL END - ANCHORED END

STATION TO STATION	OFFSET	QUANTITY (EA)
LITTLEFIELD RD SB EVR 40-27 TO 40-36	LT	1

ITEM 606.353 - REFLECTORIZED FLEXIBLE GUARDRAIL MARKER

STATION	OFFSET	QUANTITY (EA)
LITTLEFIELD RD SB EVR 40-36	LT	2

ITEM 606.363I - GUARDRAIL REMOVE AND DISPOSE

STATION	QUANTITY (LF)
LITTLEFIELD RD SB EVR 40-17	25

ITEM 607.17 - CHAIN LINK FENCE - 6 FOOT

STATION TO STATION	OFFSET	QUANTITY (LF)
LITTLEFIELD RD NB EVR 34-84 TO 34-86	RT	20
34-86 TO 35-02	LT	20

ITEM 610.08 - PLAIN RIPRAP

STATION	OFFSET	QUANTITY (CY)
LITTLEFIELD RD NB EVR 30-33	RT	1.2
30-40	LT	0.9
35-25	LT	8.3
35-50	LT	1.2
35-50	RT	1.2
LITTLEFIELD RD SB EVR 41-56.96	LT	1.0
41-56.96	RT	1.0

ITEM 610.181 - TEMPORARY STONE CHECK DAM

STATION	OFFSET	QUANTITY (CY)
LITTLEFIELD RD NB EVR 30-40 TO 35-45	LT	8.0
31-50 TO 35-45	RT	6.0

ITEM 613.319 - EROSION CONTROL BLANKET

STATION TO STATION	OFFSET	QUANTITY (SY)
LITTLEFIELD RD NB EVR 30-40 TO 35-50	LT	356
31-50 TO 35-50	RT	294
35-50 TO 35-60	LT	10
NEAR FORMER RAMP GATE LITTLEFIELD RD SB EVR 41-48 TO 42-75	LT	68

ITEM 620.58 - EROSION CONTROL GEOTEXTILE

STATION	OFFSET	QUANTITY (SY)
LITTLEFIELD RD NB EVR 30-33	RT	7.9
30-40	LT	5.4
35-25	LT	17.4
35-50	LT	8.8
35-50	RT	7.1
LITTLEFIELD RD SB EVR 41-56.96	LT	4.4
41-56.96	RT	4.7

ITEM 656.632 - 30' TEMPORARY SILT FENCE


STATION TO STATION	OFFSET	QUANTITY (LF)
LITTLEFIELD RD NB EVR 30-15 TO 30-75	RT	77
30-15 TO 32-50	LT	189
31-00 TO 35-76	RT	500
35-31 TO 35-76	LT	52
LITTLEFIELD RD SB EVR 40-38 TO 46-14.56	RT	673
45-50 TO 46-14.56	LT	79

Date: 3/31/2022

Filename: ...MSTA\003_Gen_Cons_L_Notes.dgn

Scale:				
No.	Revision	By	Date	


Designed by:



CONSULTANT PROJECT MANAGER: G. Edington

	By	Date	By	Date
Designed	BMD	3/30/22	Checked	ECF 3/30/22
Drawn	BMD	3/30/22	In Charge of	AG 3/30/22

VANASSE HANGEN BRUSTLIN, INC.
500 Southborough Dr.
Suite 105B
South Portland, ME 04106
TEL (207) 889-3150
FAX (207) 253-5596



THE GOLD STAR MEMORIAL HIGHWAY

MTA PROJECT MANAGER: Ryan Barnes, PE

LITTLEFIELD ROAD
EMERGENCY VEHICLE RAMPS
GENERAL AND CONSTRUCTION NOTES

VHB: 55345.00
CONTRACT: 2022.11

SHEET NUMBER: 3
3 OF 30

MAINTENANCE OF TRAFFIC GENERAL NOTES

- These traffic control details apply to the construction of the Littlefield Road Emergency Vehicle Ramps (EVR) and the mill and overlay along Littlefield Road in the area of the Turnpike underpass bridge. The Contractor is directed to use a typical layout from this project's Maintenance of Traffic Details or from the Maine Turnpike Authority Traffic Control Plans located on the MTA website at www.mainturnpike.com/Projects/Construction-Related-Documents.aspx. See also the Special Provisions for more details on specific temporary traffic controls with time and date restrictions.
- All orange construction signs shall be fluorescent orange with Type VIII, IX or XI sheeting. Placement of signs shall be adjusted to avoid obstructing existing signs and to ensure proper sight lines to the construction signs as determined by the Resident and shall be new or in like new condition.
- Temporary lane closures will be required, with advanced approval, whenever work will occur within four feet of the I-95 traveled way. Temporary lane closures shall be removed if no work is occurring. See Special Provisions for more information.
- All lane closures shall require approval from the Maine Turnpike Authority through the Resident. The Resident is required to submit a request for lane closures by noon on Thursday for any lane closures needed for the following week. The Contractor shall plan the work and requests for lane closures accordingly.
- In the event that lane closure(s) begin to cause back-ups in through traffic of more than five minutes, the Contractor shall deploy the additional signs as indicated in the single lane closure set-up details.
- Approach ends of temporary concrete barrier shall be placed outside of the highway clear zone (minimum 34 feet from the traveled way along I-95) or protected by temporary impact attenuators or with guardrail overlaps as approved by the Resident.
- Maximum spacing for channelizing devices (drums) shall be:
80' on center along tangents
40' on center along tapers
- Work Zone Speed Limits shall only be permitted when temporary lane closures are in place.
- Flaggers for milling and paving operations at the bridge on Littlefield Road shall be paid for at the bid unit price per hour. Any additional use of flaggers shall require approval of the Resident and shall be incidental to the related Maintenance of Traffic Control items.

ABBREVIATIONS FOR ALL WORK ZONE PLANS

BWLL = BROKEN WHITE LANE LINE
 SWEL = SOLID WHITE EDGE LINE
 SYEL = SOLID YELLOW EDGE LINE

LOCAL ROAD SINGLE LANE CLOSURE/SHOULDER CLOSURE

CONSTRUCTION SIGN SUMMARY				
Sign	Text Dimensions (Inches)		Size	Quantity and Color
	Letter Height	Vertical Spacing		
G20-2 	Text Dimensions Shall Conform to "Standard Highway Signs" - 2012		36"x18"	2 - Black on Orange
W20-1 			36"x36"	2 - Black on Orange
W20-4 			36"x36"	2 - Black on Orange
W20-7 			36"x36"	2 - Black on Orange

STABILIZED CONSTRUCTION ENTRANCE

CONSTRUCTION SIGN SUMMARY				
Sign	Text Dimensions (Inches)		Size	Quantity and Color
	Letter Height	Vertical Spacing		
G20-2 	Text Dimensions Shall Conform to "Standard Highway Signs" - 2012		48"x24"	1 - Black on Orange
W7-3aP 			36"x30"	1 - Black on Orange
W20-1 (AHEAD) 			48"x48"	2 - Black on Orange
W21-5 			48"x48"	1 - Black on Orange
CS-10 			48"x48"	1 - Black on Orange

TURNPIKE SHOULDER CLOSURES

CONSTRUCTION SIGN SUMMARY				
Sign	Text Dimensions (Inches)		Size	Quantity and Color
	Letter Height	Vertical Spacing		
G20-2 	Text Dimensions Shall Conform to "Standard Highway Signs" - 2012		48"x24"	2 - Black on Orange
W20-1 (AHEAD) 			48"x48"	4 - Black on Orange
W21-5aR 			48"x48"	2 - Black on Orange
W21-5bR 			48"x48"	2 - Black on Orange

TEMPORARY SINGLE LANE CLOSURES

CONSTRUCTION SIGN SUMMARY				
Sign	Text Dimensions (Inches)		Size	Quantity and Color
	Letter Height	Vertical Spacing		
CS-3 	7" 7" 7"	4" 4"	48"x48"	4 - Black on Orange
G20-2 	Text Dimensions Shall Conform to "Standard Highway Signs" - 2012		48"x24"	4 - Black on Orange
G20-5aP 			36"x24"	4 - Black on Orange
R2-1(60) 			48"x60"	4 - Black on White
R2-6aP 			36"x24"	4 - Black on White
R2-12 			36"x54"	4 - Black on White
W3-4 			48"x48"	4 - Black on Orange
W3-5(60) 			48"x48"	4 - Black on Orange
W4-2R 			48"x48"	4 - Black on Orange
W8-1 			48"x48"	4 - Black on Orange
W8-24a 			48"x48"	4 - Black on Orange
W20-1 			48"x48"	4 - Black on Orange
W20-5R 			48"x48"	4 - Black on Orange

Date: 3/31/2022

Filename: ...004_workzone_01.dgn

Scale: NOT TO SCALE

Designed by:



VANASSE HANGEN BRUSTLIN, INC.
 500 Southborough Dr.
 Suite 105B
 South Portland, ME 04106
 TEL (207) 889-3150
 FAX (207) 253-5596



**THE GOLD STAR
 MEMORIAL HIGHWAY**

LITTLEFIELD ROAD
 EMERGENCY VEHICLE RAMP
 MAINTENANCE OF TRAFFIC DETAILS (1 OF 2)

No.	Revision	By	Date

CONSULTANT PROJECT MANAGER: G. Edington					
	By	Date		By	Date
Designed	MLG	3/30/22	Checked	MDS	3/30/22
Drawn	JAR	3/30/22	In Charge of	TSB	3/30/22

VHB: 55345.00
 CONTRACT: 2022.11

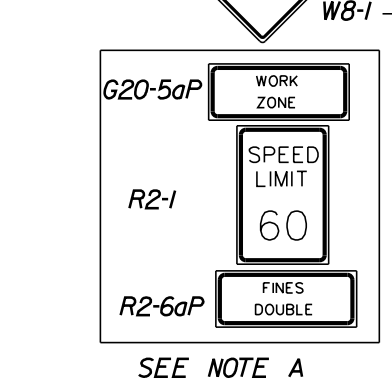
SHEET NUMBER: **4**
 4 OF 30

MTA PROJECT MANAGER: Ryan Barnes, PE

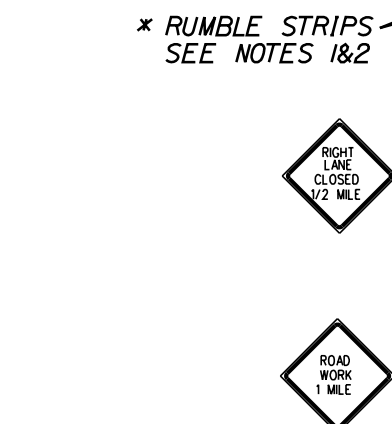
Date: 3/31/2022

NOTE A:
FOR EASEL SET UP ONLY, THIS SIGN IS NOT BRACKETED, ONE SIGN ASSEMBLY IS PLACED AT THE END OF THE TAPER.

DRUMS SPACED @ 80' INTERVALS ON TANGENT
* RUMBLE STRIPS SEE NOTE 1

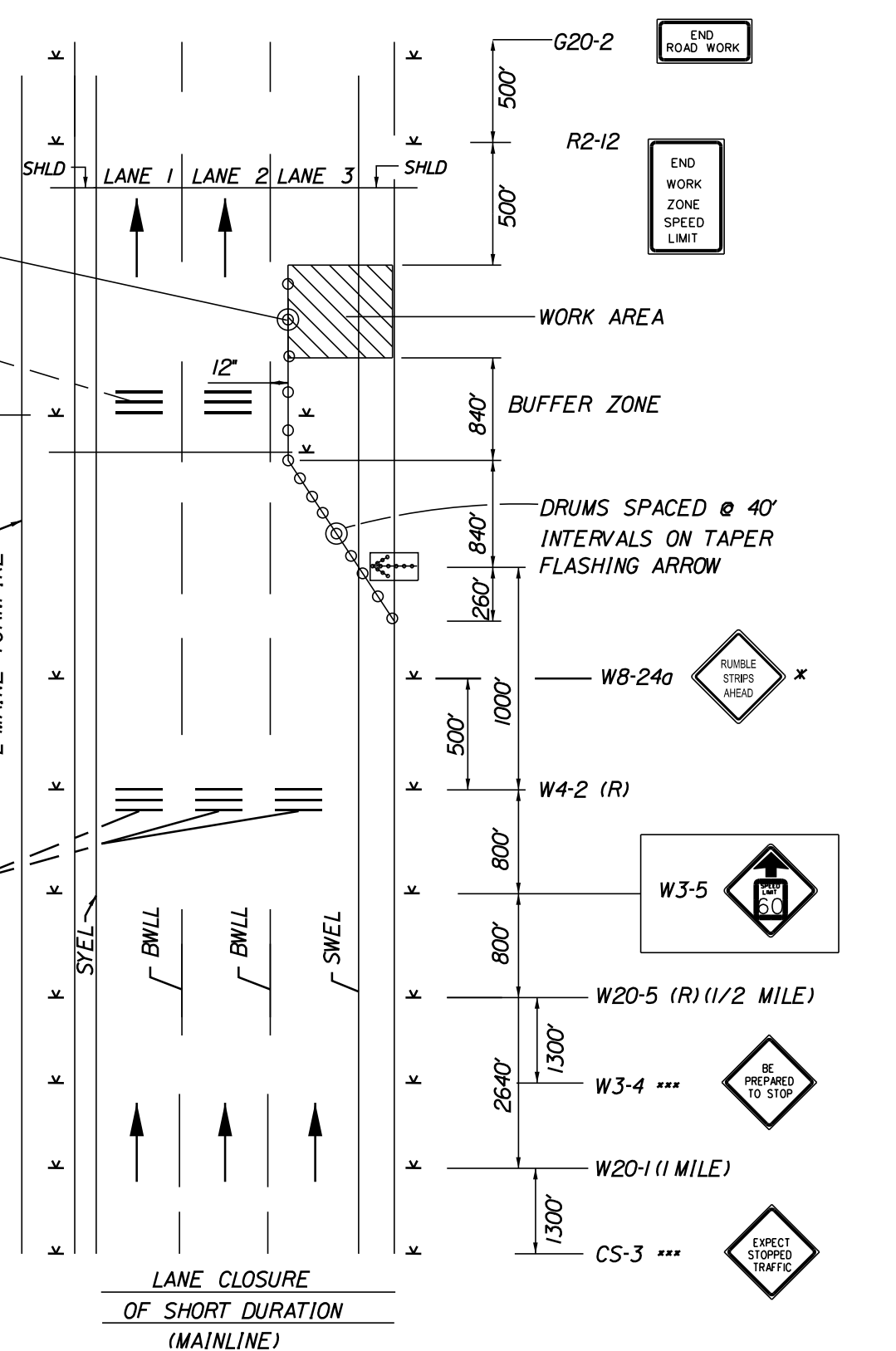


SEE NOTE A

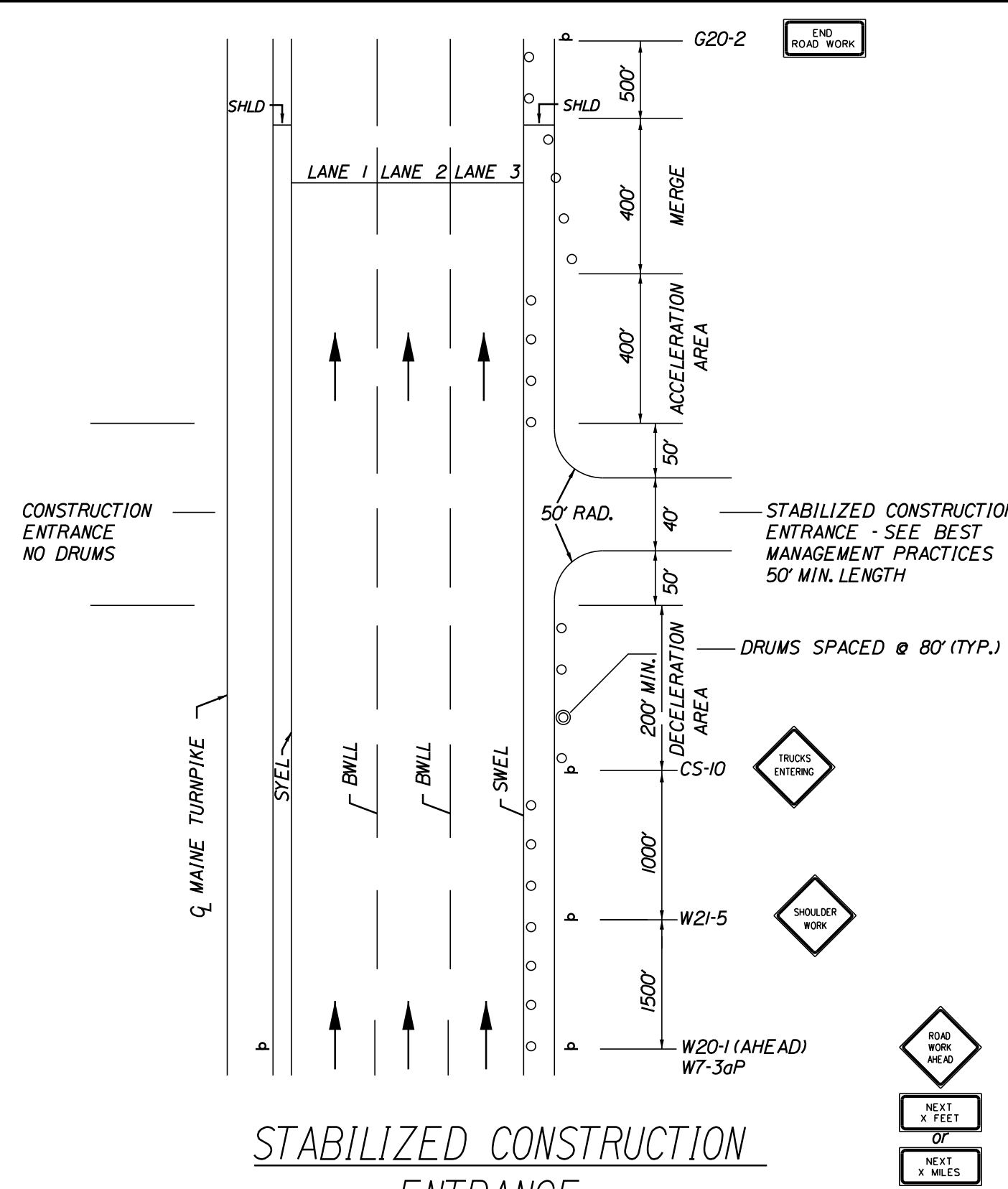


* RUMBLE STRIPS SEE NOTES 1&2

OPTIONAL
*** TO BE USED DURING STOPPAGES OF TRAFFIC

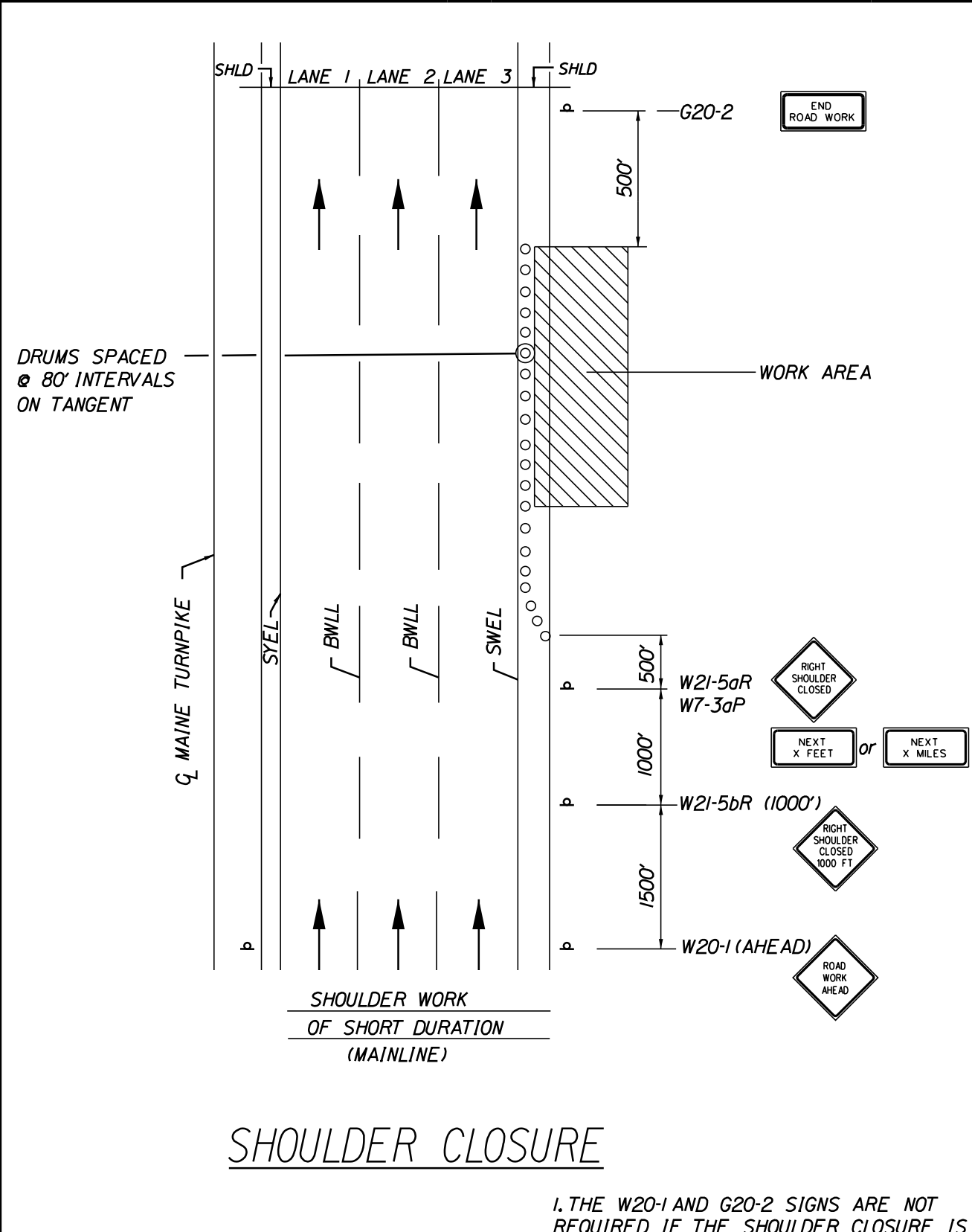


SINGLE LANE CLOSURE - SIGNS ON EASELS



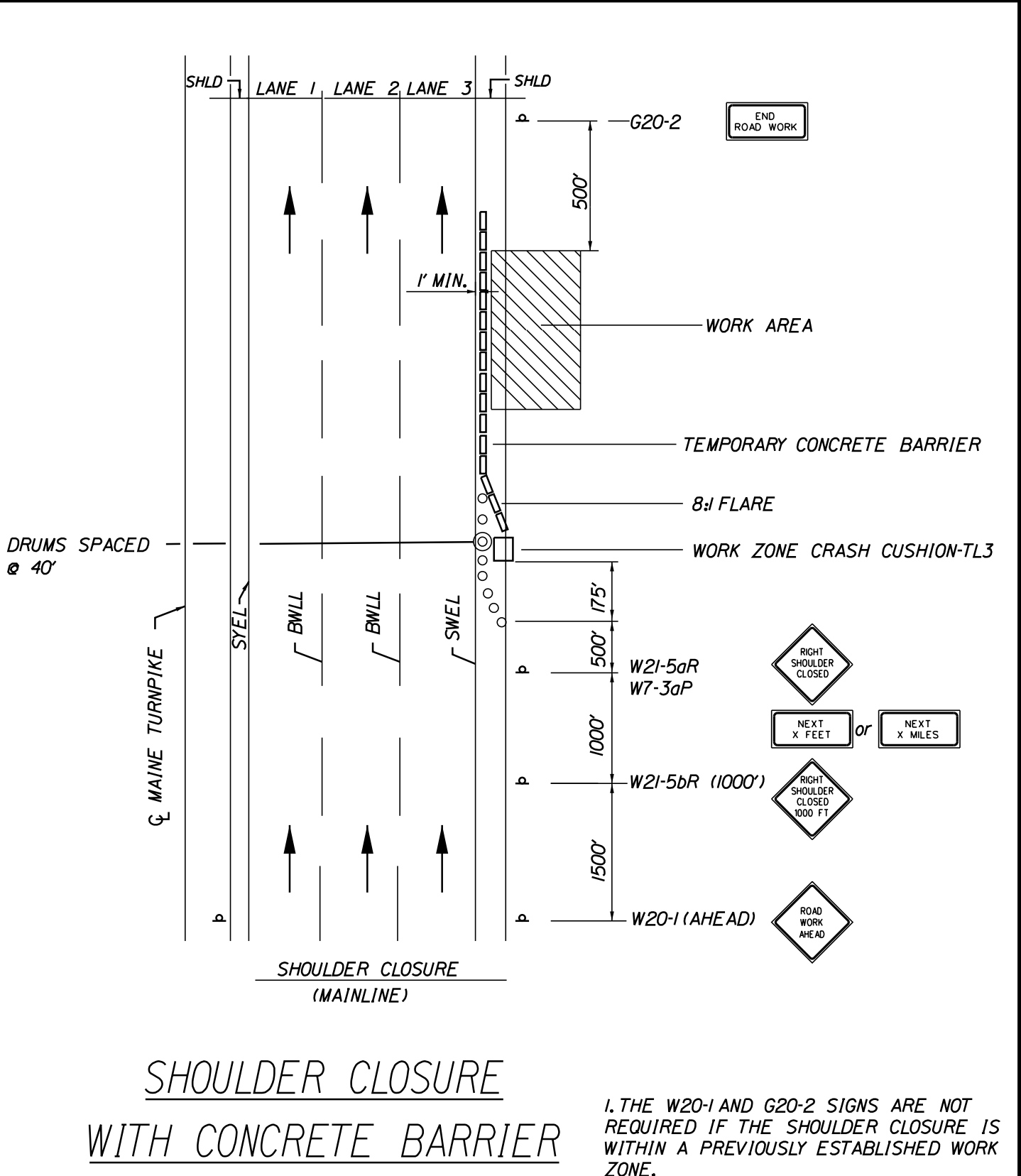
STABILIZED CONSTRUCTION ENTRANCE

1. SIGN G20-2 IS NOT REQUIRED IF ENTRANCE IS WITHIN THE WORK ZONE.



SHOULDER CLOSURE

1. THE W20-1 AND G20-2 SIGNS ARE NOT REQUIRED IF THE SHOULDER CLOSURE IS WITHIN A PREVIOUSLY ESTABLISHED WORK ZONE.



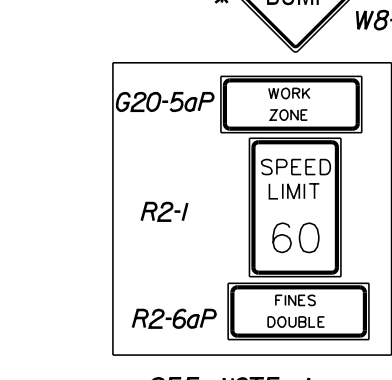
SHOULDER CLOSURE WITH CONCRETE BARRIER

1. THE W20-1 AND G20-2 SIGNS ARE NOT REQUIRED IF THE SHOULDER CLOSURE IS WITHIN A PREVIOUSLY ESTABLISHED WORK ZONE.

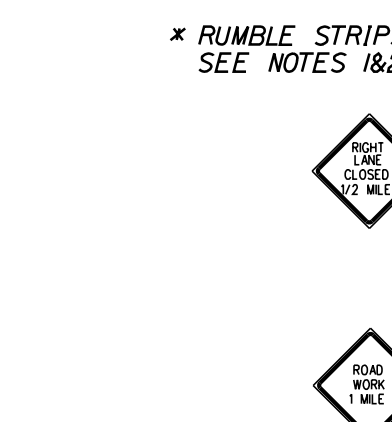
2. ONLY ONE SHOULDER CLOSURE PERMITTED PER BOUND AT ONE TIME.

NOTE A:
FOR POST MOUNTED SIGN SETUP UNCOVER SIGNS ADJACENT TO OPEN LANE FOR SHORT TERM LANE CLOSURE (LESS THAN 24 HOURS); UNCOVER BOTH SIGNS FOR PERMANENT LANE CLOSURE (GREATER THAN 24 HOURS).

DRUMS SPACED @ 80' INTERVALS ON TANGENT
* RUMBLE STRIPS SEE NOTE 1

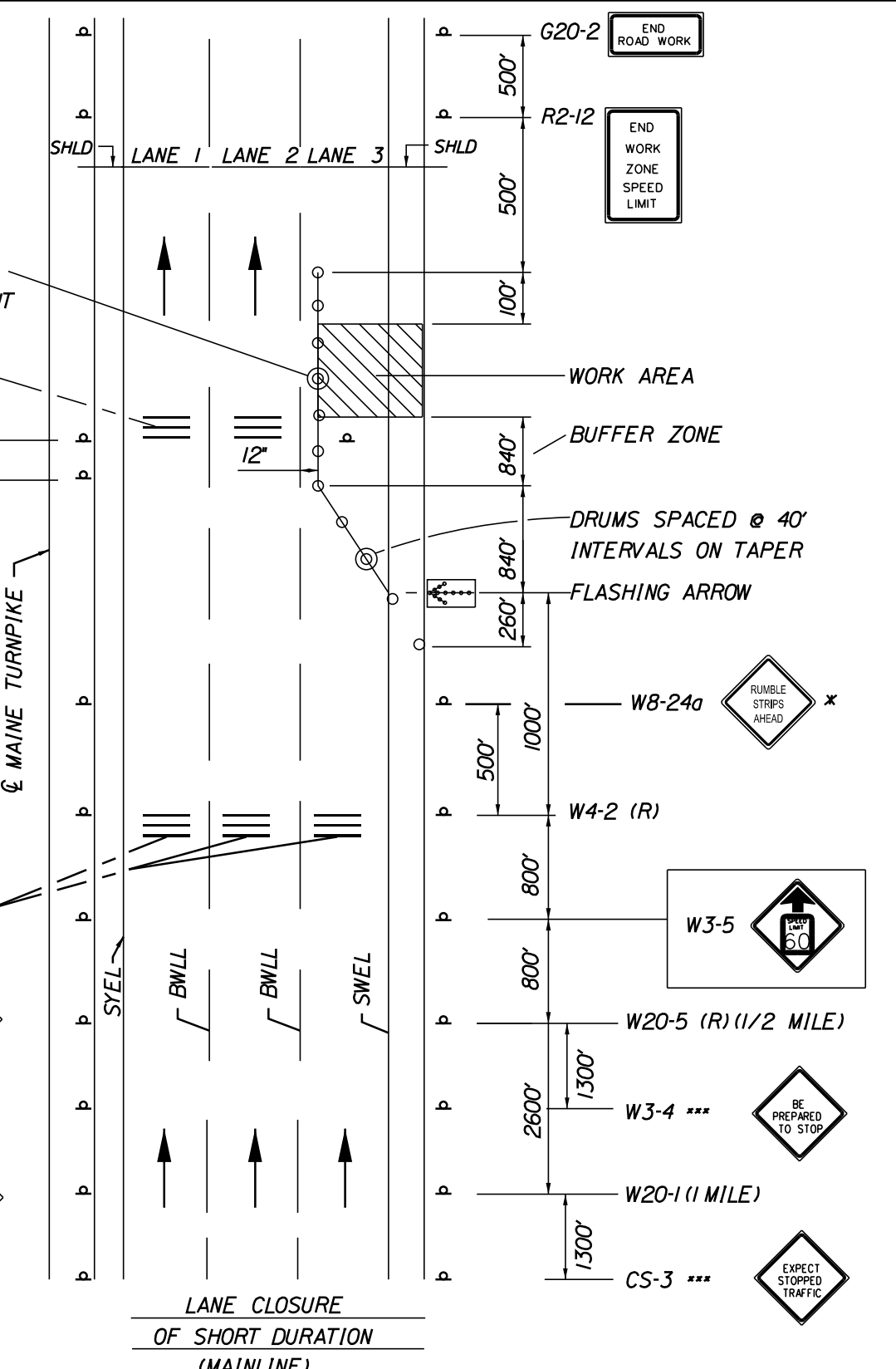


SEE NOTE A

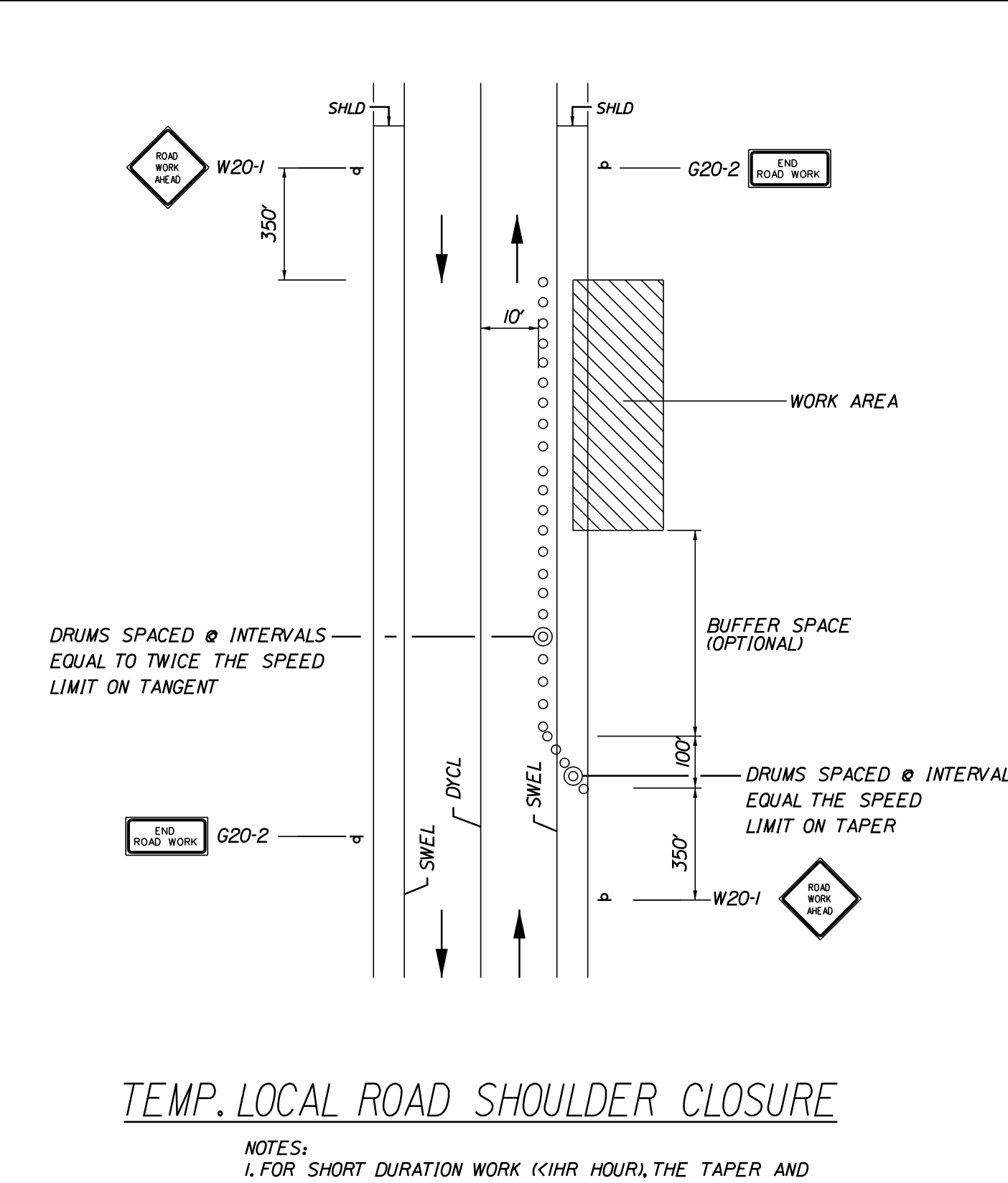


* RUMBLE STRIPS SEE NOTES 1&2

OPTIONAL
*** TO BE USED DURING STOPPAGES OF TRAFFIC

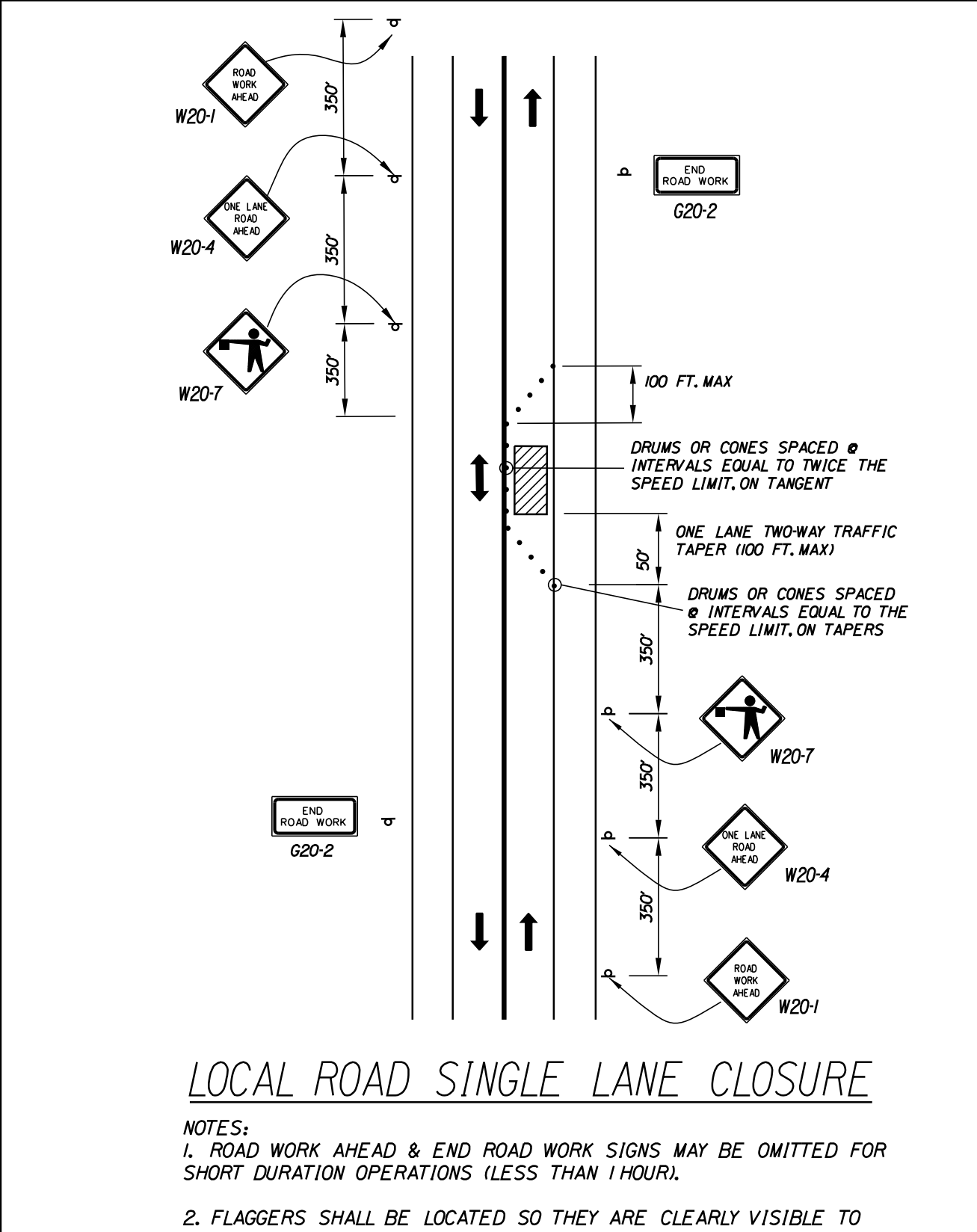


SINGLE LANE CLOSURE - POST MOUNTED SIGN SETUP



TEMP. LOCAL ROAD SHOULDER CLOSURE

NOTES:
1. FOR SHORT DURATION WORK (<1HR HOUR), THE TAPER AND CHANNELIZATION DEVICES MAY BE OMITTED IF SHADOW VEHICLE IS PRESENT WITH ACTIVATED HIGH-INTENSITY ROTATING, FLASHING, OSCILLATING OR STROBE LIGHTS.



LOCAL ROAD SINGLE LANE CLOSURE

NOTES:
1. ROAD WORK AHEAD & END ROAD WORK SIGNS MAY BE OMITTED FOR SHORT DURATION OPERATIONS (LESS THAN 1 HOUR).
2. FLAGGERS SHALL BE LOCATED SO THEY ARE CLEARLY VISIBLE TO APPROACHING DRIVERS.
3. SIGN SPACING ASSUMES LOCAL ROAD SPEED IS 40 MPH OR LESS.

- WORK ZONE TRAFFIC CONTROL LAYOUT NOTES**
- ALL PAVEMENT STRIPING & SIGNING SHALL BE IN ACCORDANCE WITH THE 'MANUAL ON UNIFORM TRAFFIC CONTROL DEVICES', U.S.D.O.T., F.H.W.A., LATEST EDITION.
 - THESE PLANS SHOW THE GENERAL CONDITION FOR TURNPIKE MAINLINE TRAFFIC CONTROL DURING CONSTRUCTION. SLIGHT MODIFICATIONS IN CONSTRUCTION PROCEDURE MAY OCCUR AND MAY REQUIRE SOME MINOR ADJUSTMENTS TO BE MADE IN THE FIELD. ALL PROCEDURES MUST BE APPROVED BY THE RESIDENT.
 - THE CONTRACTOR SHALL REMOVE OR MASK WITH BLACK TAPE (EXCEPT ALONG THE TURNPIKE MAINLINE) ALL PAVEMENT MARKINGS THAT CONFLICT WITH PROPOSED PAVEMENT MARKINGS IN ACCORDANCE WITH THE SPECIFICATIONS AND MUTCD.
 - EXPOSED BARRIER ENDS ON THE MAINE TURNPIKE SHALL BE PROTECTED BY A WORK ZONE CRASH CUSHION.
 - SPEED LIMIT, STOP, YIELD AND EXIT SIGNS SHALL BE A MINIMUM OF 5' ABOVE THE PAVEMENT.
 - WORK ZONE SPEED LIMIT ASSEMBLY MAY BE REPLACED WITH AN AUTOMATED WORK ZONE SPEED LIMIT SIGN.

- ABBREVIATIONS FOR ALL M.O.T. PLANS**
- BWLL = BROKEN WHITE LANE LINE
 - SWEL = SOLID WHITE LANE LINE
 - SYEL = SOLID YELLOW LANE LINE
 - TBWLL = TEMPORARY BROKEN WHITE LANE LINE
 - TDWEL = TEMPORARY DOTTED WHITE EDGE LINE
 - TSWEL = TEMPORARY SOLID WHITE EDGE LINE
 - TSWLL = TEMPORARY SOLID WHITE LANE LINE
 - TSYCL = TEMPORARY SOLID YELLOW CENTER LINE

- TEMPORARY RUMBLE STRIP NOTES**
- IF RUMBLE STRIPS ARE USED THEY SHALL BE PLACED IN ONE OF THE FOLLOWING CONFIGURATIONS:
 - ADJACENT TO THE WORK ZONE (2 UNITS)
 - UPSTREAM FROM THE TAPER FOR THE WORKZONE (3 UNITS)
 - BOTH ADJACENT TO THE WORKZONE AND PRIOR TO THE TAPER (5 UNITS)
 - RUMBLE STRIPS MAY BE PLACED UPSTREAM OF THE TAPER BETWEEN THE W3-5 SIGNS AND THE W4-2 SIGNS. IF RUMBLE STRIPS ARE INSTALLED PRIOR TO TAPER, W8-1 SIGNS SHALL BE PLACED ADJACENT TO THE FIRST STRIP AND THE W8-24a SIGNS SHALL BE MOVED TO 400' AFTER THE W20-5 SIGNS.

Filename: ...005_workzone_02.dgn

Scale: NOT TO SCALE

No.	Revision	By	Date

Designed by:

CONSULTANT PROJECT MANAGER: G. Edington			
By	Date	By	Date
Designed	MLG 3/30/22	Checked	MDS 3/30/22
Drawn	JAR 3/30/22	In Charge of	TSB 3/30/22

VANASSE HANGEN BRUSTLIN, INC.
500 Southborough Dr.
Suite 105B
South Portland, ME 04106
TEL (207) 889-3150
FAX (207) 253-5596

THE GOLD STAR MEMORIAL HIGHWAY

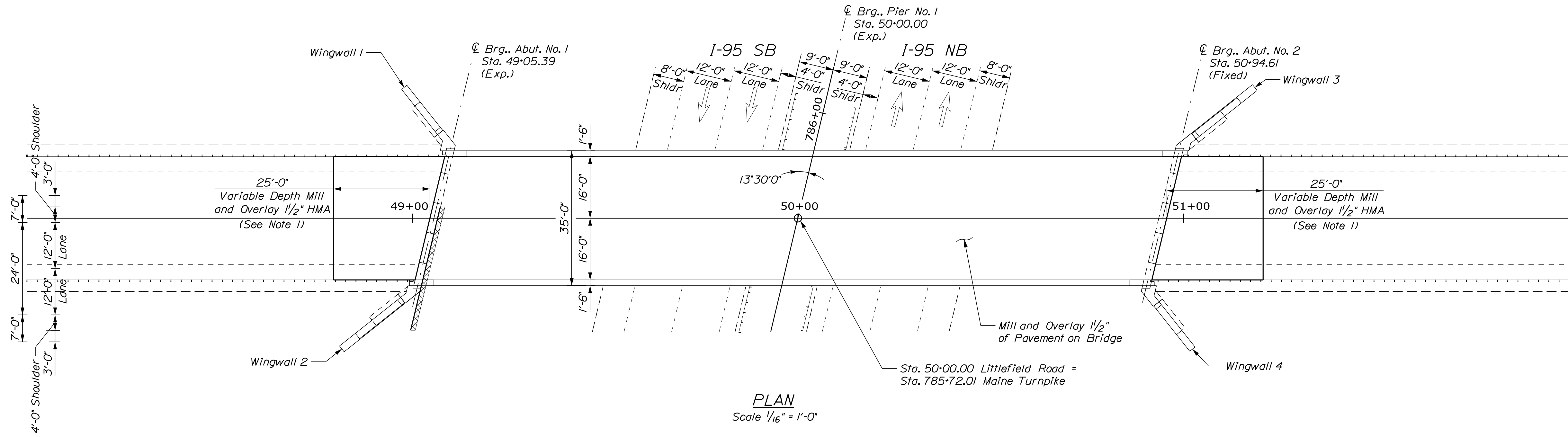
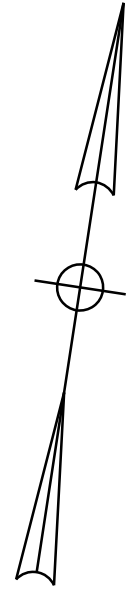
MTA PROJECT MANAGER: Ryan Barnes, PE

LITTLEFIELD ROAD
EMERGENCY VEHICLE RAMPS
MAINTENANCE OF TRAFFIC DETAILS (2 OF 2)

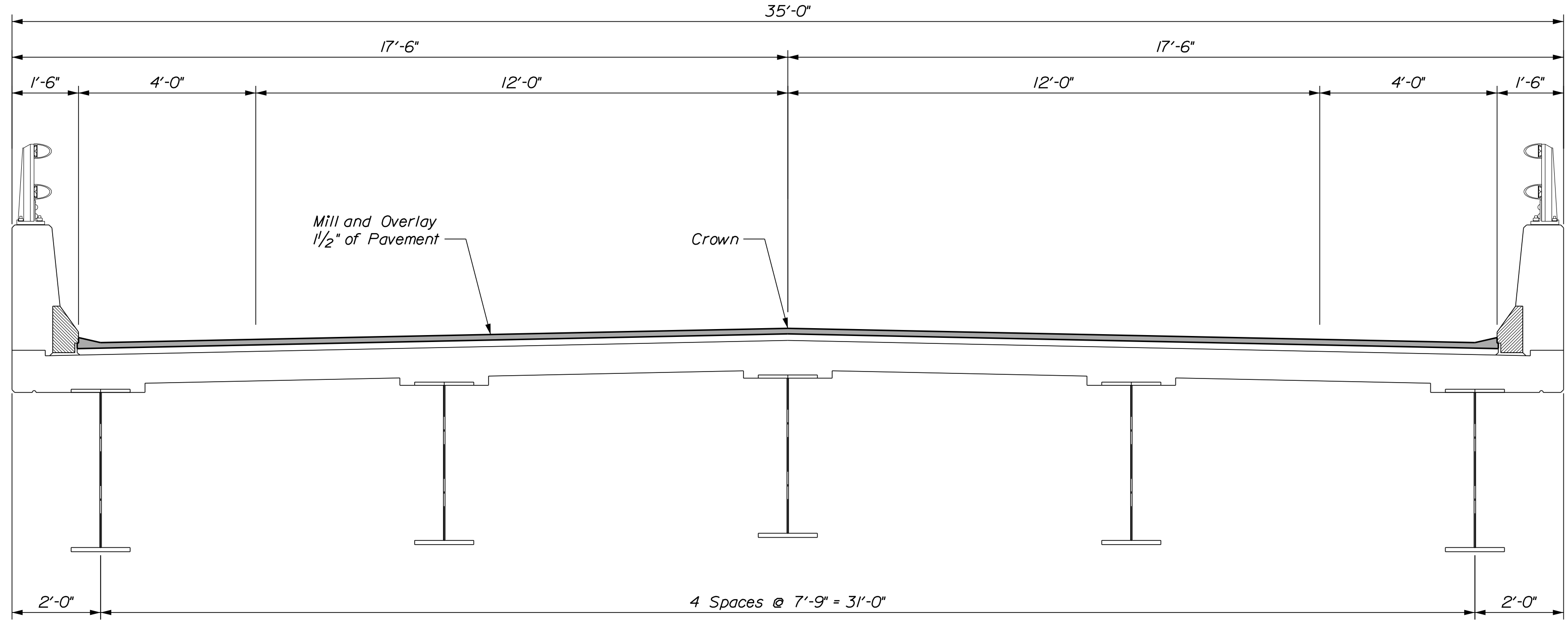
VHB: 55345.00
CONTRACT: 2022.11

SHEET NUMBER: 5
5 OF 30

Date: 3/31/2022



PLAN
Scale 1/16" = 1'-0"



SUPERSTRUCTURE TYPICAL SECTION
Scale: 1/2" = 1'-0"


NOTE
1. Mill variable depth and pave 1/2" HMA. Depth of the mill shall be based on string-line measurements to achieve a smooth transition between existing and approach pavement.

Scale: AS NOTED

Designed by:



VANASSE HANGEN BRUSTLIN, INC.
500 Southborough Dr.
Suite 105B
South Portland, ME 04106
TEL (207) 889-3150
FAX (207) 253-5596



THE GOLD STAR
MEMORIAL HIGHWAY

LITTLEFIELD ROAD
UNDERPASS
BRIDGE PAVEMENT IMPROVEMENTS

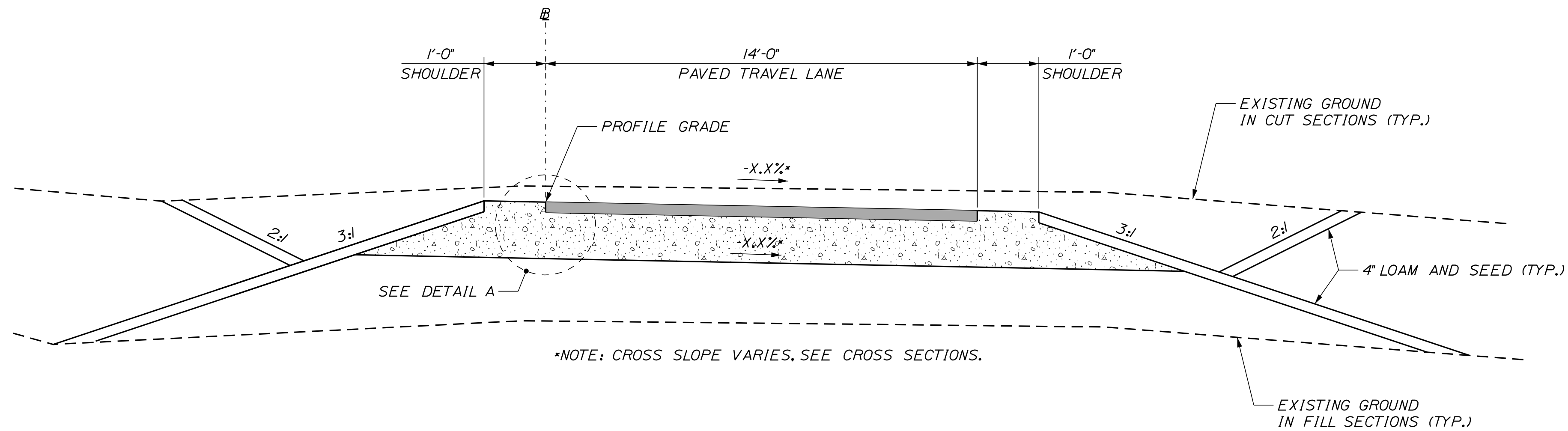
No.	Revision	By	Date

CONSULTANT PROJECT MANAGER: G. Edington					
	By	Date		By	Date
Designed	MEB	3/30/22	Checked	GME	3/30/22
Drawn	DPD	3/30/22	In Charge of	TSB	3/30/22

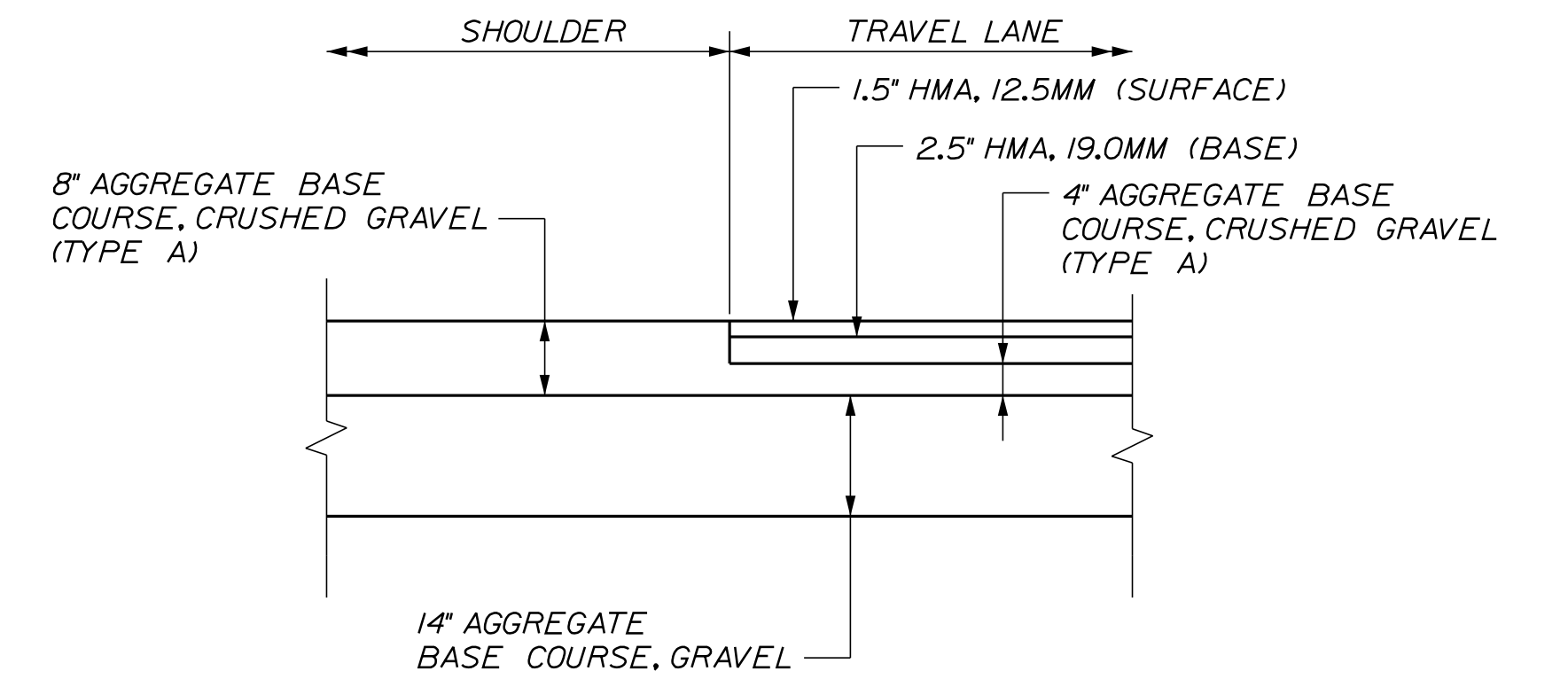
MTA PROJECT MANAGER: Ryan Barnes, PE

VHB: 55345.00
CONTRACT: 2022.11
SHEET NUMBER: 6
6 OF 30

Date: 3/31/2022



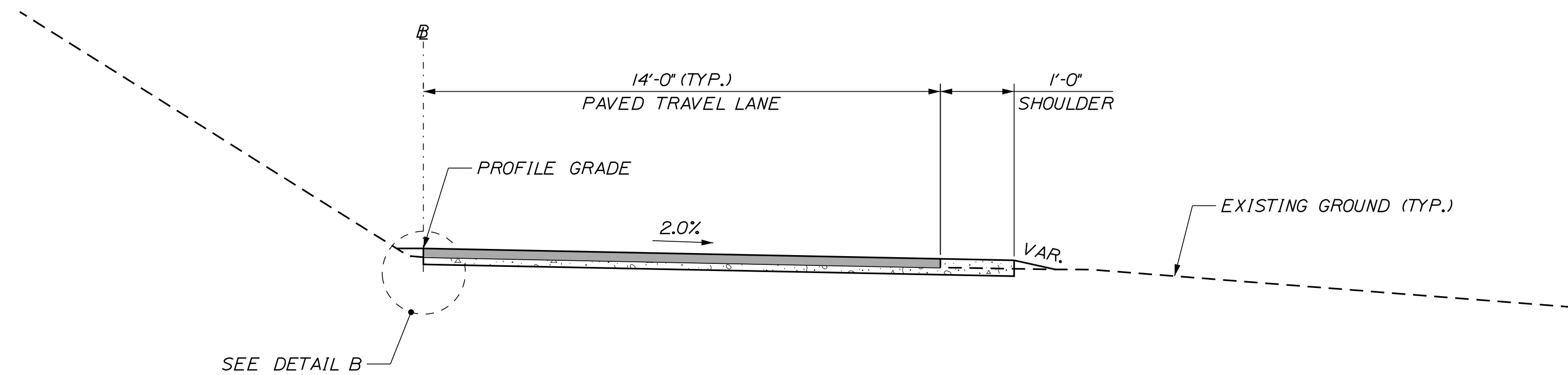
**EMERGENCY VEHICLE RAMP
FULL CONSTRUCTION TYPICAL SECTION**



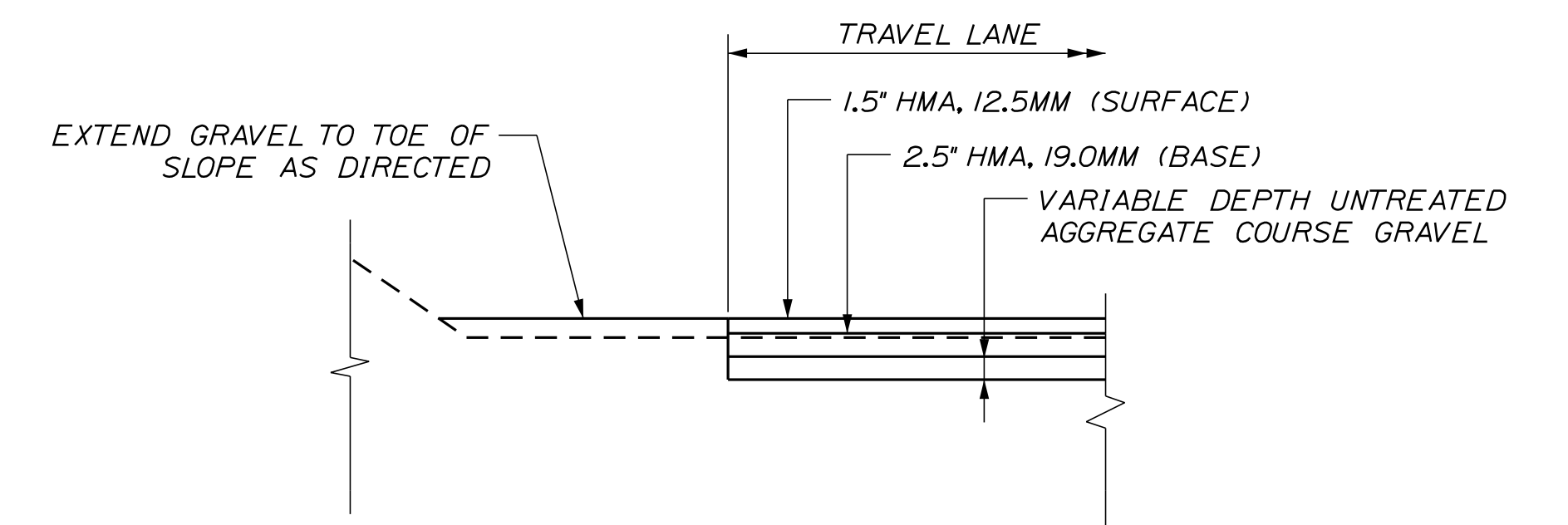
DETAIL A

TYPICAL EMERGENCY VEHICLE RAMP SECTION NOTES

1. THE PAVEMENT, BASE, AND SUBBASE DEPTHS AS SHOWN ON PLANS ARE INTENDED TO BE NOMINAL.
2. ALL NECESSARY PAVEMENT CUTTING SHALL BE SAWCUT AND DONE IN SUCH A MANNER AS TO LEAVE A CLEAN VERTICAL FACE. SAWCUT SHALL BE PAID FOR UNDER ITEM 419.30, SAWCUT BITUMINOUS PAVEMENT.
3. BITUMINOUS TACK COAT IS REQUIRED BETWEEN ALL LIFTS OF PAVEMENT. BITUMINOUS TACK COAT IS REQUIRED ON ALL EXISTING PAVED OR MILLED SURFACES PRIOR TO PLACING PROPOSED PAVEMENT.



**EMERGENCY VEHICLE RAMP
FULL DEPTH PAVEMENT WITH VARIABLE DEPTH GRAVEL
TYPICAL SECTION**




DETAIL B

Filename: ...MSTA007_Road_Typ_01.dgn

Scale: NOT TO SCALE

No.	Revision	By	Date


Designed by:



CONSULTANT PROJECT MANAGER: G. Edington

	By	Date	Checked	By	Date
Designed	BMD	3/30/22	Checked	ECF	3/30/22
Drawn	BMD	3/30/22	In Charge of	AG	3/30/22

VANASSE HANGEN BRUSTLIN, INC.
500 Southborough Dr.
Suite 105B
South Portland, ME 04106
TEL (207) 889-3150
FAX (207) 253-5596



**THE GOLD STAR
MEMORIAL HIGHWAY**

MTA PROJECT MANAGER: Ryan Barnes, PE

LITTLEFIELD ROAD
EMERGENCY VEHICLE RAMPS
TYPICAL ROADWAY SECTIONS

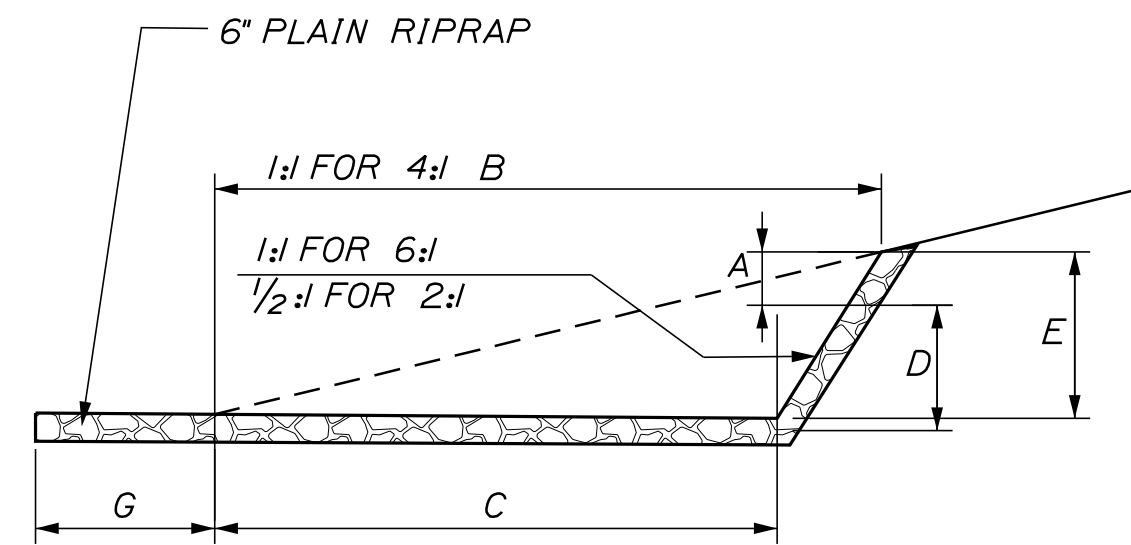
VHB: 55345.00
CONTRACT: 2022.11

SHEET NUMBER: 7
7 OF 30

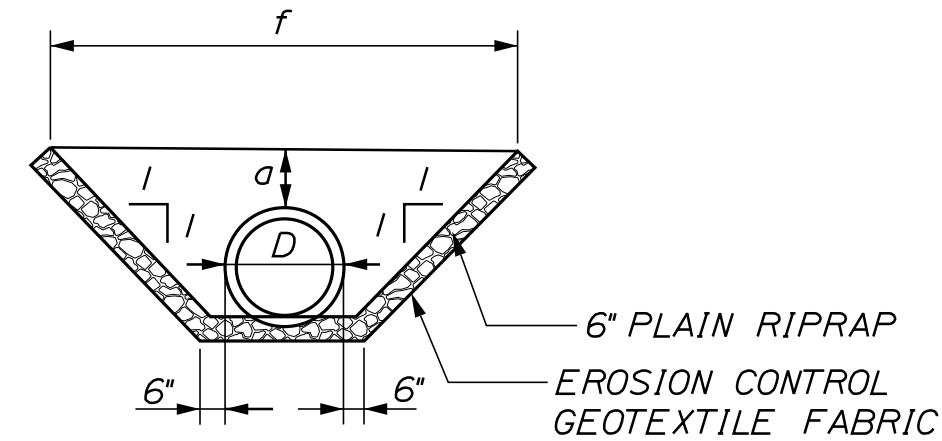
Date: 3/31/2022

DIMENSIONS FOR SLOPE OF 2:1

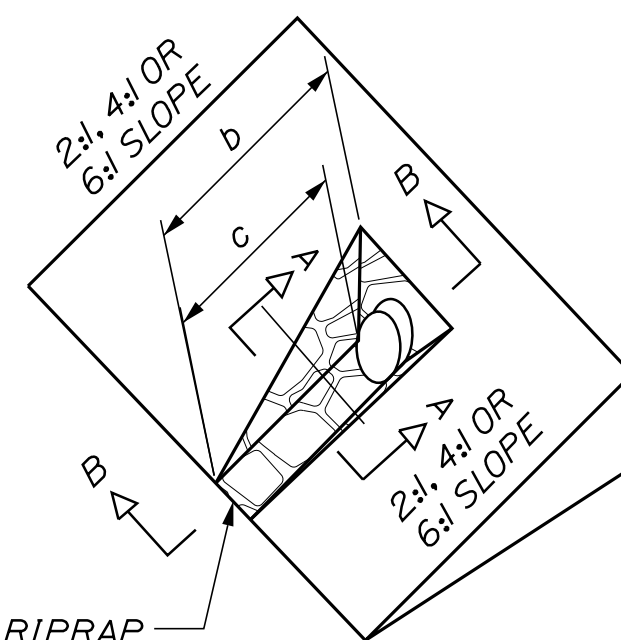
D	A (FT)	B (FT)	C (FT)	E (FT)	F (FT)	G (FT)	STONE DEPTH (FT)	STONE (CY)
12"	1.00	4.00	3.00	2.00	6.00	1.00	0.50	0.43
15"	1.00	4.50	3.37	2.25	6.75	1.63	0.50	0.57
18"	1.00	5.00	3.75	2.50	7.50	2.25	0.50	0.70
24"	1.00	6.00	4.50	3.00	9.00	3.50	0.50	1.04
30"	1.00	7.00	5.25	3.50	10.50	4.75	0.50	1.44



SECTION B-B



SECTION A-A



DIMENSIONS FOR SLOPE OF 4:1

D	A (FT)	B (FT)	C (FT)	E (FT)	F (FT)	G (FT)	STONE DEPTH (FT)	STONE (CY)
12"	1.00	8.00	6.00	2.00	6.00	0.00	0.50	0.73
15"	1.00	9.00	6.75	2.25	6.75	0.00	0.50	0.93
18"	1.00	10.00	7.50	2.50	7.50	0.00	0.50	1.13
24"	1.00	12.00	9.00	3.00	9.00	0.00	0.50	1.62
30"	1.00	14.00	10.50	3.50	10.50	0.00	0.50	2.19

DIMENSIONS FOR SLOPE OF 6:1

D	A (FT)	B (FT)	C (FT)	E (FT)	F (FT)	G (FT)	STONE DEPTH (FT)	STONE (CY)
12"	0.50	9.00	7.50	1.50	4.50	0.00	0.50	0.77
15"	0.50	10.50	8.75	1.75	5.50	0.00	0.50	0.98
18"	0.50	12.00	10.00	2.00	6.50	0.00	0.50	1.19
24"	0.50	15.00	12.50	2.50	8.00	0.00	0.50	1.81
30"	0.50	18.00	15.00	3.00	9.50	0.00	0.50	2.57

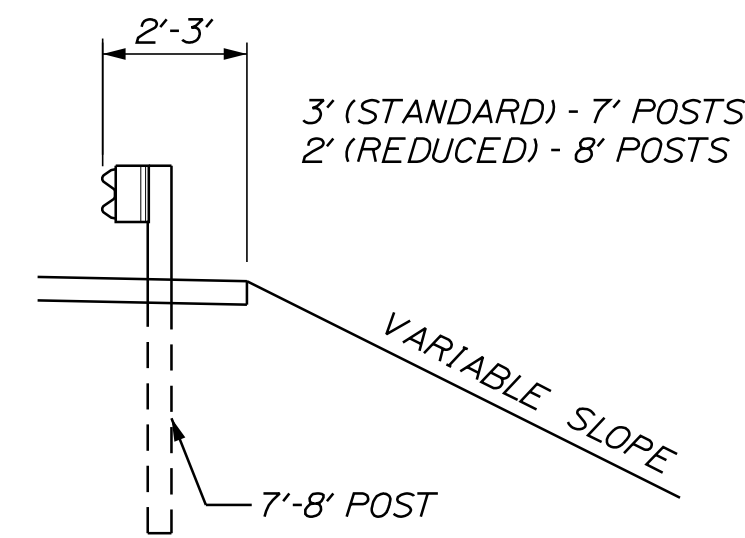
NOTES:

1. THE DIMENSIONS SHOWN ARE APPROXIMATE AND MAY BE MODIFIED BY THE RESIDENT.
2. STONE QUANTITIES ARE FOR ONE END OF THE PIPE.

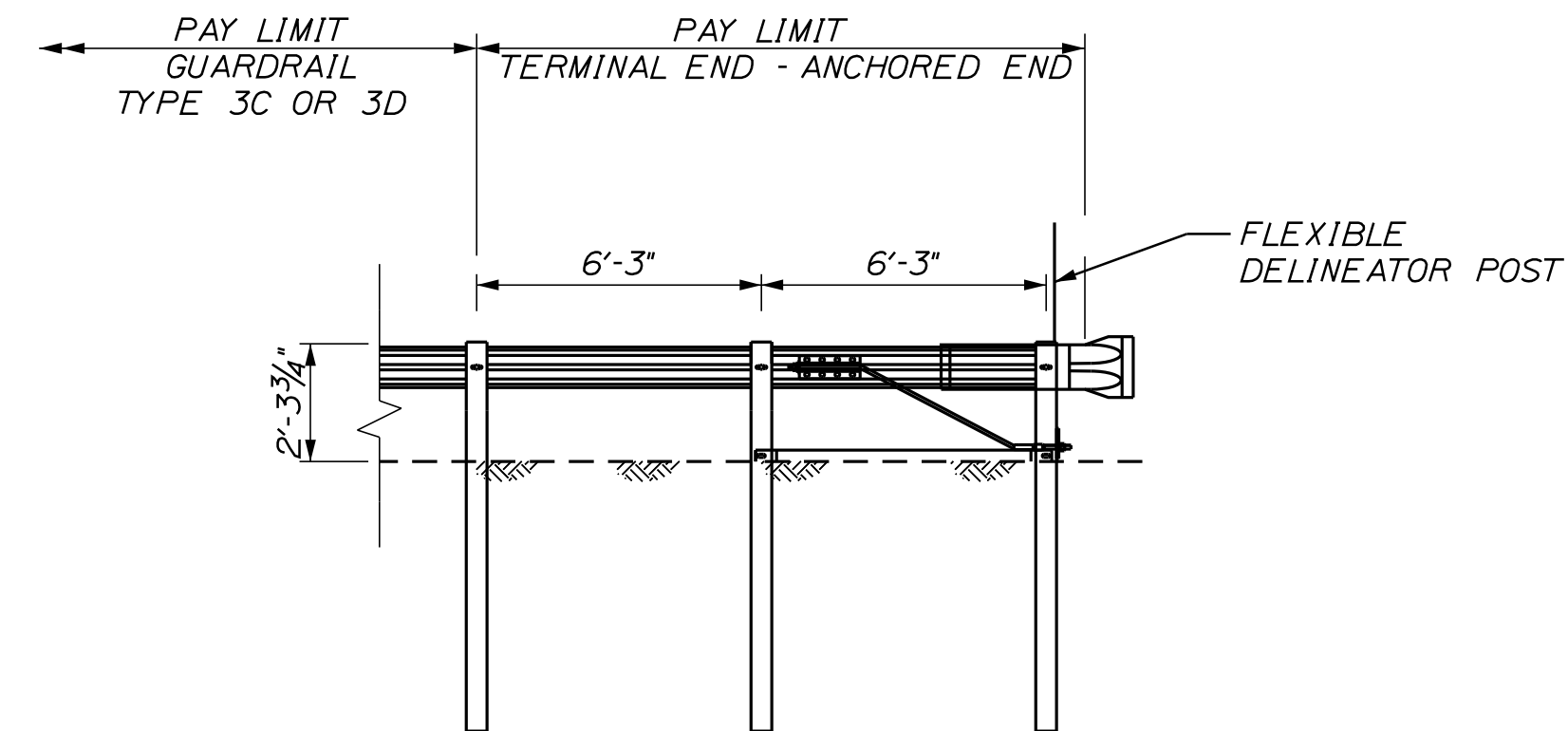
ROADWAY CULVERT END SLOPE TREATMENT

NOT TO SCALE

SIGN SUMMARY			
Sign	Text Dimensions (Inches)		Quantity and Color
	Letter Height	Vertical Spacing	
R1-1		Text Dimensions Shall Conform to "Standard Highway Signs" - 2012	2 - WHITE ON RED
R5-11			3 - BLACK ON WHITE

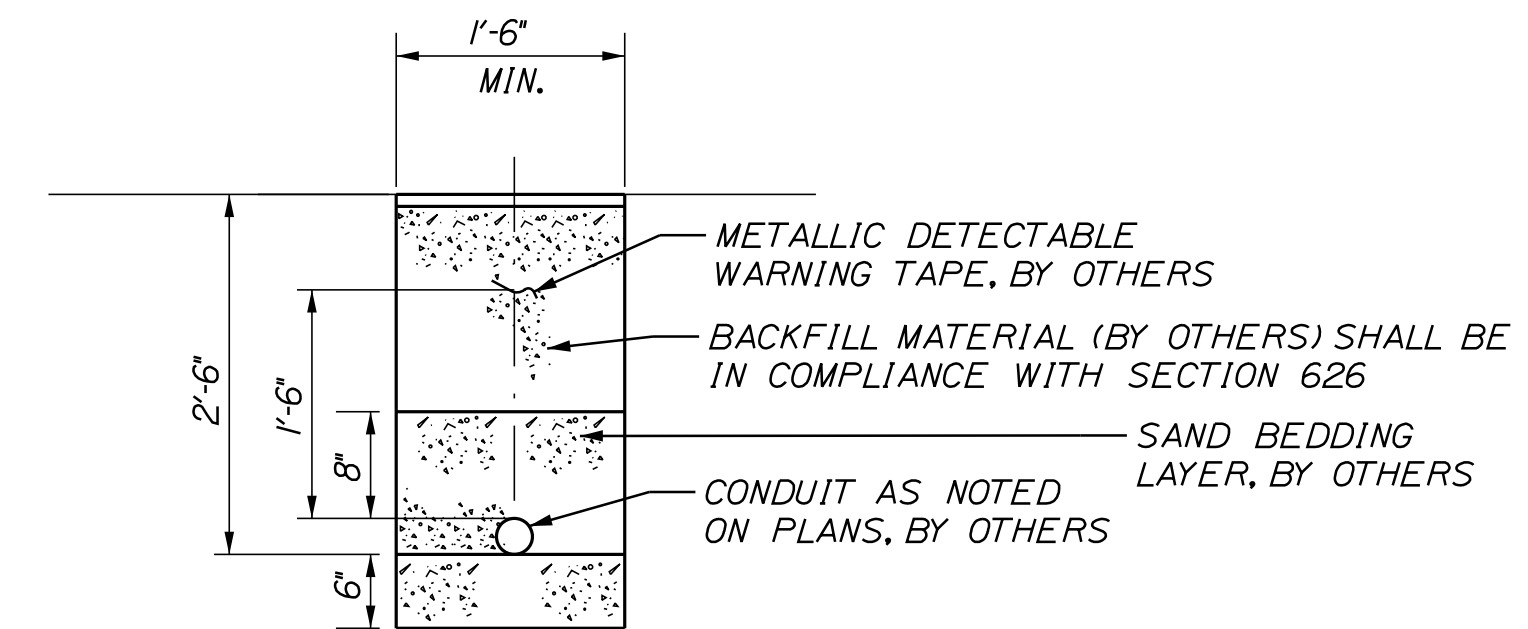


CROSS SECTION



TERMINAL END - ANCHORED END (ITEM 606.278)

NOT TO SCALE



TRENCH CROSS SECTION

NOT TO SCALE

GENERAL GUARDRAIL INSTALLATION NOTES:

1. THE CONTRACTOR SHALL FOLLOW ALL MANUFACTURER'S INSTALLATION INSTRUCTIONS FOR THE INSTALLATION OF ALL GUARDRAIL COMPONENTS TO BE INSTALLED. THE CONTRACTOR SHALL NOTIFY THE RESIDENT ENGINEER OF ANY CONFLICTS OR IRREGULARITIES BETWEEN THE MANUFACTURER'S INSTALLATION INSTRUCTIONS AND THE CONTRACT DOCUMENTS.
2. THE CONTRACTOR IS REQUIRED TO HAVE AN APPROVED CRASH END TREATMENT ON ALL GUARDRAIL ENDS PRIOR TO THE REMOVAL OF ANY MOT FEATURES.
3. THE CONTRACTOR SHALL REMOVE AND DISPOSE OF ALL CUT BOLTS, DISCARD PARTS, TRASH, PAVEMENT DEBRIS, ETC., AFTER COMPLETING THE GUARDRAIL INSTALLATION.

Filename: ...008_Details_01_Drainage-CR.dgn

Scale:			
No.	Revision	By	Date

Designed by:			
CONSULTANT PROJECT MANAGER: G. Edington			
	By	Date	
Designed	BMD	3/30/22	Checked ECF 3/30/22
Drawn	BMD	3/30/22	In Charge of AG 3/30/22

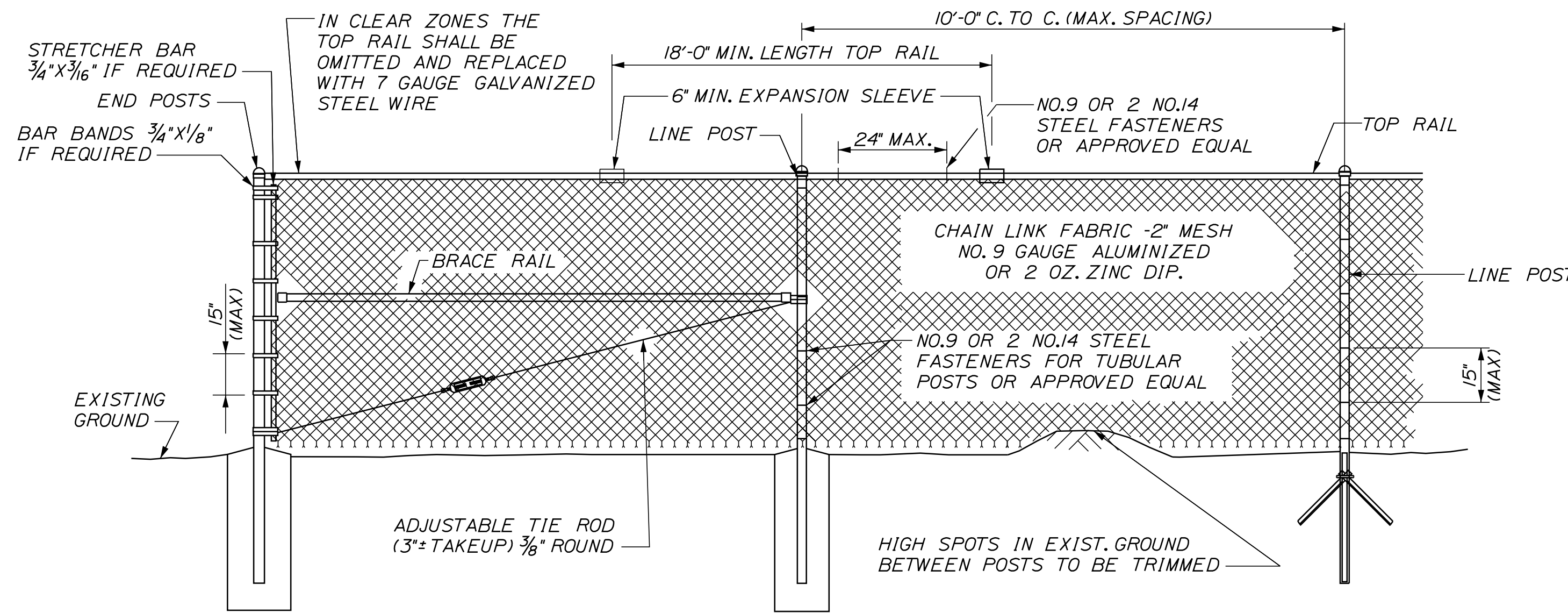
VANASSE HANGEN BRUSTLIN, INC.
 500 Southborough Dr.
 Suite 105B
 South Portland, ME 04106
 TEL (207) 889-3150
 FAX (207) 253-5596

THE GOLD STAR MEMORIAL HIGHWAY

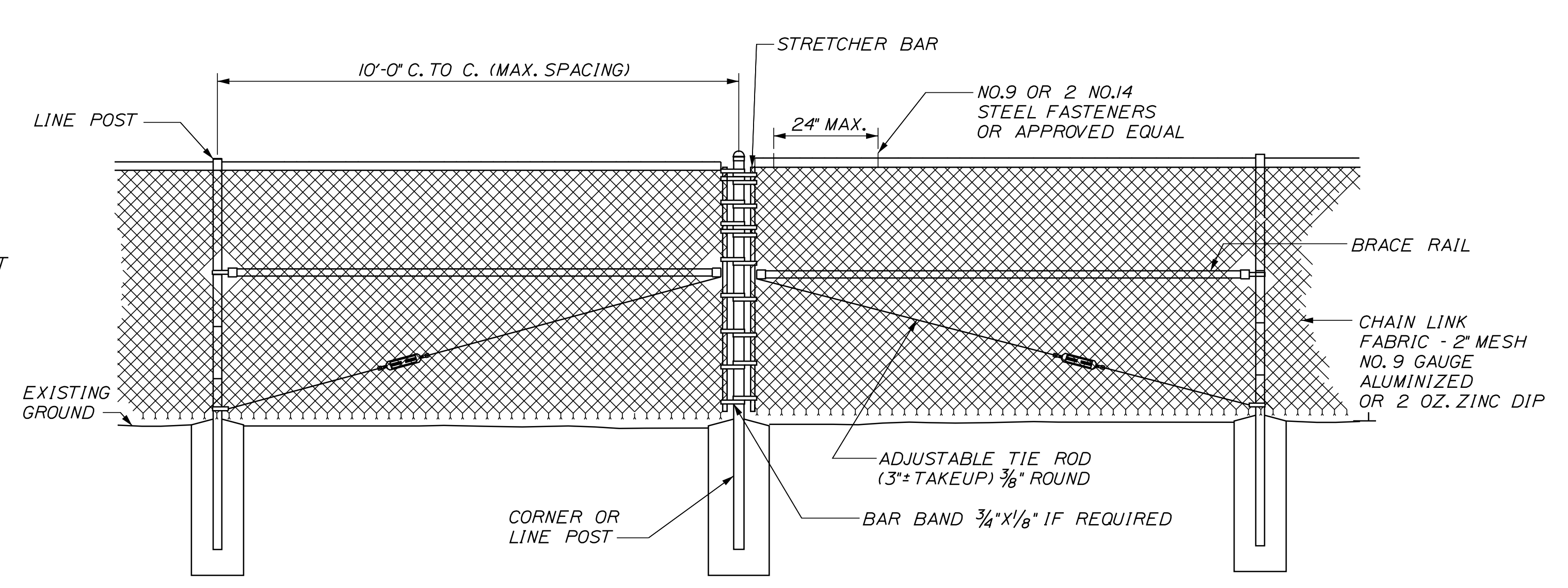
MTA PROJECT MANAGER: Ryan Barnes, PE

LITTLEFIELD ROAD EMERGENCY VEHICLE RAMPS DETAILS & SIGN SUMMARY	
VHB: 55345.00	SHEET NUMBER: 8
CONTRACT: 2022.11	8 OF 30

Date: 3/31/2022

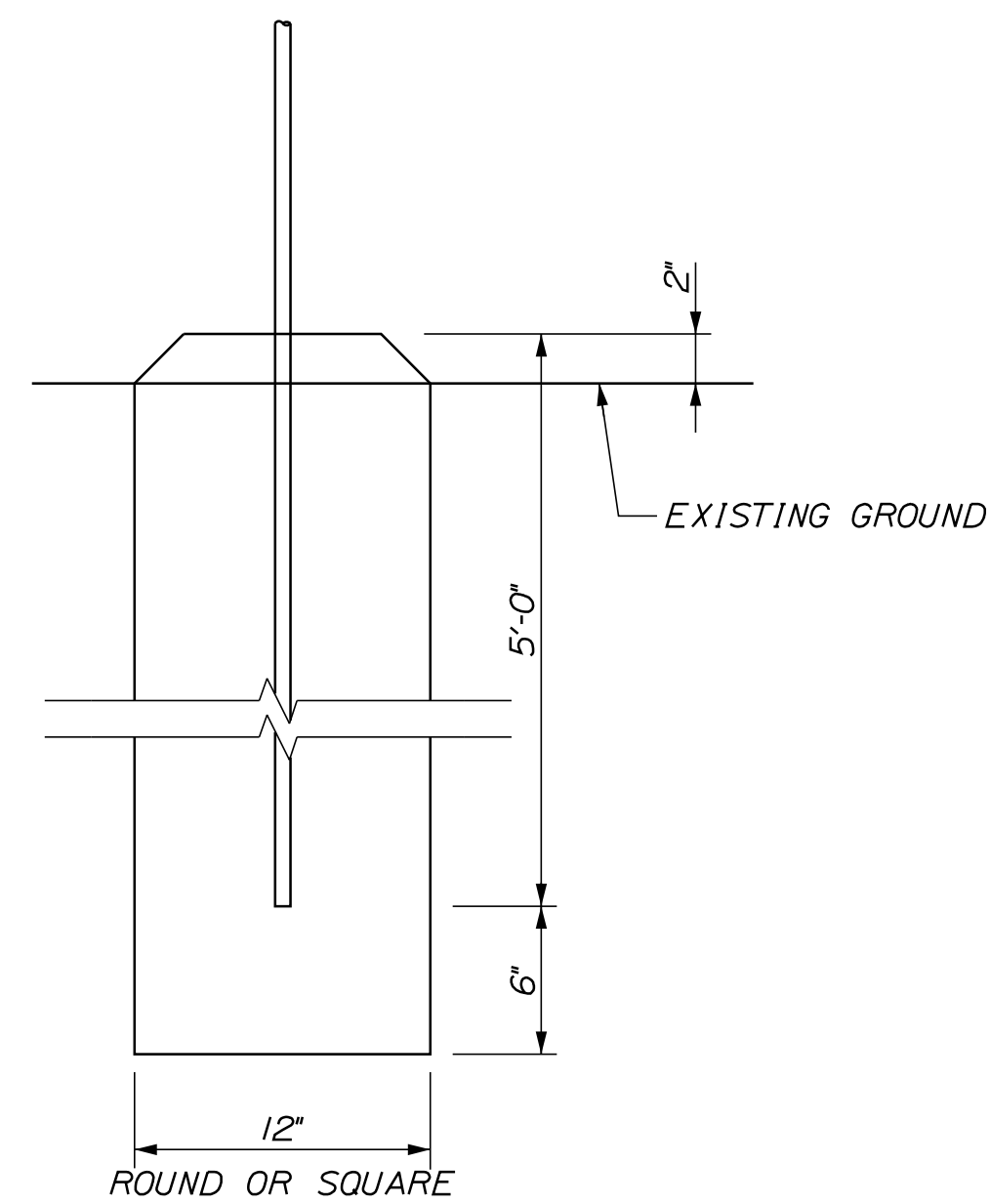


TYPICAL TYPE I END PANEL
N.T.S.

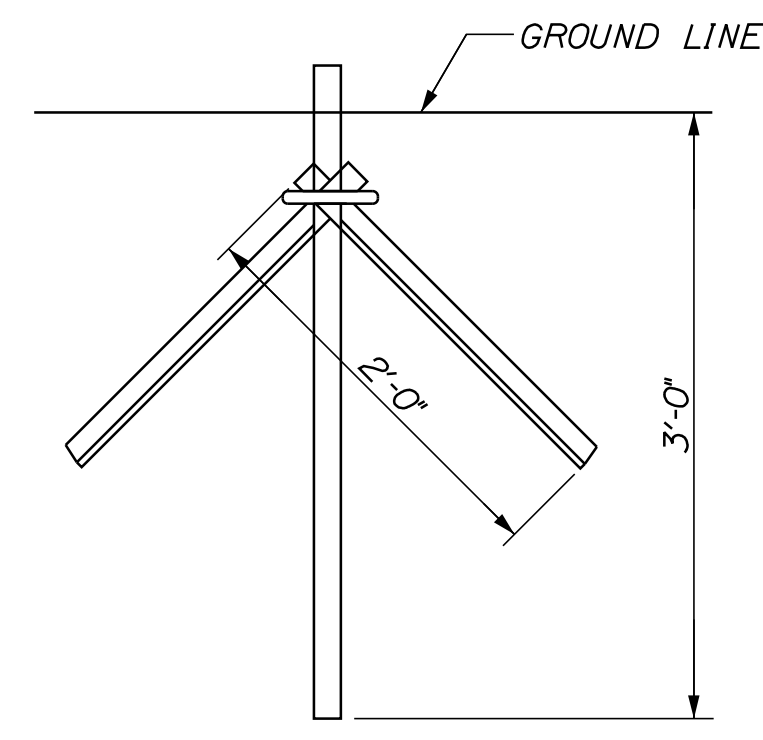


TYPICAL TYPE II BRACE PANEL
N.T.S.

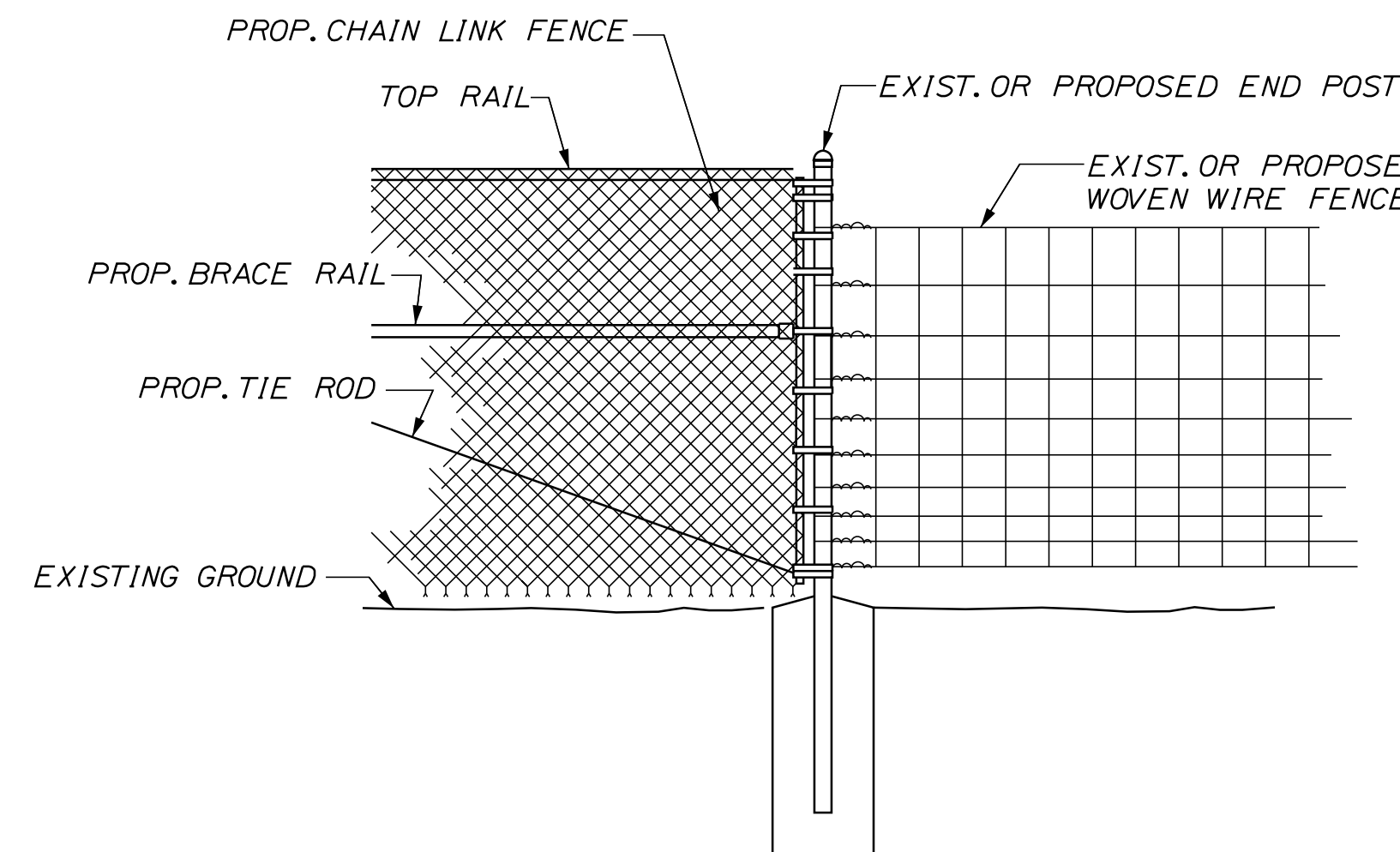
TYPICAL INTERMEDIATE PANEL
N.T.S.



BRACE, GATE AND END POST BASE DETAIL
N.T.S.



LINE POST DRIVE ANCHOR DETAIL
N.T.S.



METHOD OF ATTACHING CHAIN LINK FENCE TO WOVEN WIRE FENCE
N.T.S.

BENDING MOMENTS BASED ON GRADE 1 (SCHEDULE 40 STEEL)

CHAIN LINK FENCE	SHAPE	NOMINAL SIZE (INCHES)	BENDING MOMENT* (LBS.-IN.)
END & CORNER POSTS	φ	2 I.D.	14,025
LINE POSTS	φ	1-1/2 I.D.	8,150
TOP & BRACE RAILS	φ	1-1/4 I.D.	5,875

* MATERIAL FOR GRADE 2 END, CORNER & LINE POSTS AND TOP & BRACE RAILS MUST MEET OR EXCEED BENDING MOMENTS FOR GRADE 1 STEEL AS NOTED ABOVE.

NOTES


- BRACE PANELS SHALL BE INSTALLED WHERE THE CHANGE IN GRADE BETWEEN ANY THREE POSTS EXCEEDS 15 PERCENT.
- NO ADDITIONAL PAYMENT WILL BE MADE FOR LONGER POSTS NECESSITATED BY LARGE GRADE DIFFERENTIAL.
- TYPE I BRACING WILL BE USED AT FENCE ENDS. TYPE II BRACING WILL BE USED AT CORNER POSTS.
- WHEN LEDGE IS ENCOUNTERED, STEEL POSTS SHALL BE SET AND GROUTED 12" DEEP UNLESS THE POSTS PENETRATE THE GROUND TO THE DEPTH INDICATED ON THE DRAWINGS.
- CONCRETE FOR POST FOUNDATION SHALL BE CLASS B.
- BRACE, GATE AND END POSTS SHALL BE SET IN CONCRETE.
- CHAIN LINK FENCE SHALL BE INSTALLED WITH BARBS DOWN.
- ALL COMPONENTS OF CHAIN LINK FENCE SHALL BE IN ACCORDANCE WITH AASHTO M181.

Filename: ...MSTA009_Details_02_Fence.dgn

Scale: NOT TO SCALE

No.	Revision	By	Date


Designed by:



CONSULTANT PROJECT MANAGER: G. Edington

	By	Date		By	Date
Designed	BMD	3/30/22	Checked	ECF	3/30/22
Drawn	BMD	3/30/22	In Charge of	AG	3/30/22

VANASSE HANGEN BRUSTLIN, INC.
500 Southborough Dr.
Suite 105B
South Portland, ME 04106
TEL (207) 889-3150
FAX (207) 253-5596



THE GOLD STAR MEMORIAL HIGHWAY

MTA PROJECT MANAGER: Ryan Barnes, PE

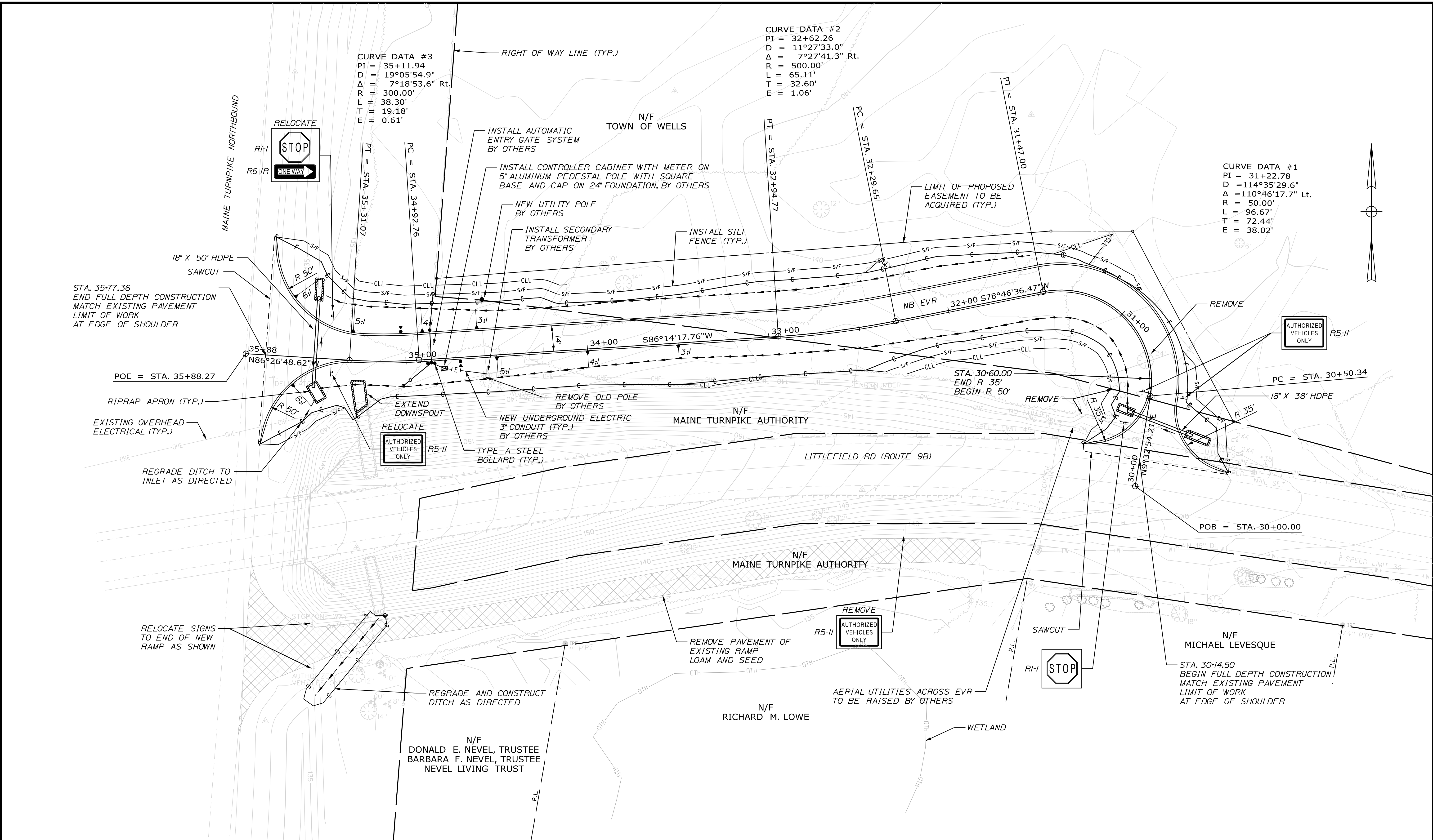
LITTLEFIELD ROAD
EMERGENCY VEHICLE RAMPS
FENCING DETAILS

VHB: 55345.00
CONTRACT: 2022.11

SHEET NUMBER: 9
9 OF 30

Date: 3/31/2022

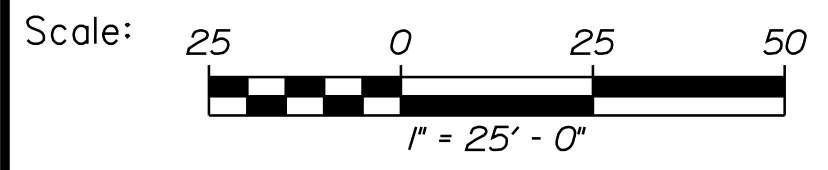
Filename: ...010_HDPlan_LittlefieldRd_NB.dgn



CURVE DATA #3
 PI = 35+11.94
 D = 19°05'54.9"
 Δ = 7°18'53.6" Rt.
 R = 300.00'
 L = 38.30'
 T = 19.18'
 E = 0.61'

CURVE DATA #2
 PI = 32+62.26
 D = 11°27'33.0"
 Δ = 7°27'41.3" Rt.
 R = 500.00'
 L = 65.11'
 T = 32.60'
 E = 1.06'


CURVE DATA #1
 PI = 31+22.78
 D = 114°35'29.6"
 Δ = 110°46'17.7" Lt.
 R = 50.00'
 L = 96.67'
 T = 72.44'
 E = 38.02'



Designed by:



VANASSE HANGEN BRUSTLIN, INC.
 500 Southborough Dr.
 Suite 105B
 South Portland, ME 04106
 TEL (207) 889-3150
 FAX (207) 253-5596



**THE GOLD STAR
 MEMORIAL HIGHWAY**

**LITTLEFIELD ROAD
 EMERGENCY VEHICLE RAMPS
 NORTHBOUND GENERAL PLAN**

CONSULTANT PROJECT MANAGER: G. Edington					
No.	Revision	By	Date	By	Date
Designed	BMD	3/30/22	Checked	ECF	3/30/22
Drawn	BMD	3/30/22	In Charge of	AG	3/30/22

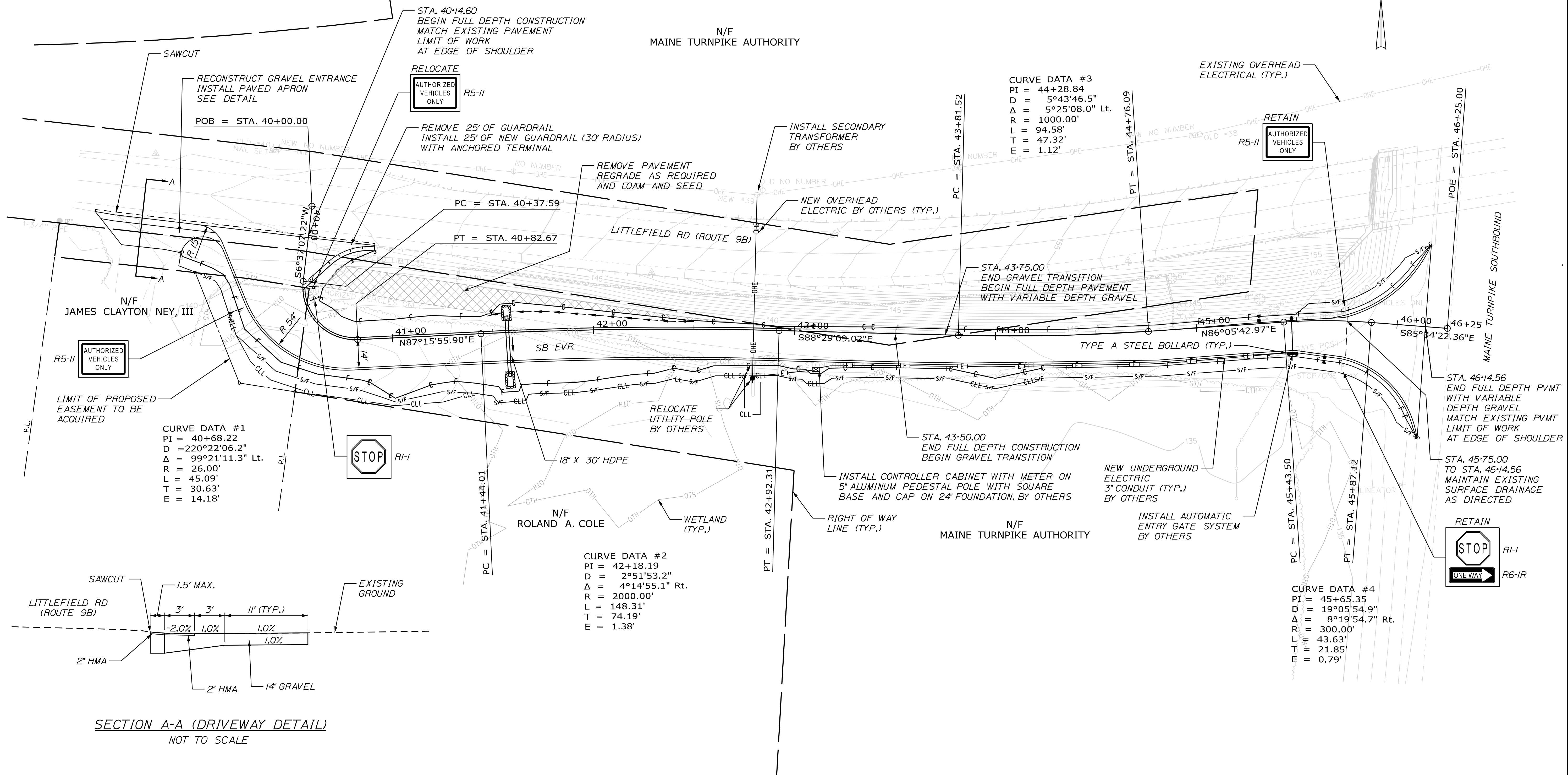
MTA PROJECT MANAGER: Ryan Barnes, PE

VHB: 55345.00
 CONTRACT: 2022.11

SHEET NUMBER: 10
 10 OF 30

Date: 3/31/2022

Filename: ...011_HDPlan_LittlefieldRd_SB.dgn



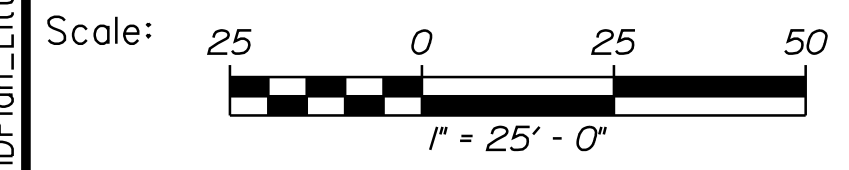
CURVE DATA #1
 PI = 40+68.22
 D = 220°22'06.2"
 Δ = 99°21'11.3" Lt.
 R = 26.00'
 L = 45.09'
 T = 30.63'
 E = 14.18'

CURVE DATA #3
 PI = 44+28.84
 D = 5°43'46.5"
 Δ = 5°25'08.0" Lt.
 R = 1000.00'
 L = 94.58'
 T = 47.32'
 E = 1.12'

CURVE DATA #2
 PI = 42+18.19
 D = 2°51'53.2"
 Δ = 4°14'55.1" Rt.
 R = 2000.00'
 L = 148.31'
 T = 74.19'
 E = 1.38'

CURVE DATA #4
 PI = 45+65.35
 D = 19°05'54.9"
 Δ = 8°19'54.7" Rt.
 R = 300.00'
 L = 43.63'
 T = 21.85'
 E = 0.79'

SECTION A-A (DRIVEWAY DETAIL)
 NOT TO SCALE



No.	Revision	By	Date

Designed by:

CONSULTANT PROJECT MANAGER: G. Edington

	By	Date		By	Date
Designed	BMD	3/30/22	Checked	ECF	3/30/22
Drawn	BMD	3/30/22	In Charge of	AG	3/30/22

VANASSE HANGEN BRUSTLIN, INC.
 500 Southborough Dr.
 Suite 105B
 South Portland, ME 04106
 TEL (207) 889-3150
 FAX (207) 253-5596

THE GOLD STAR MEMORIAL HIGHWAY

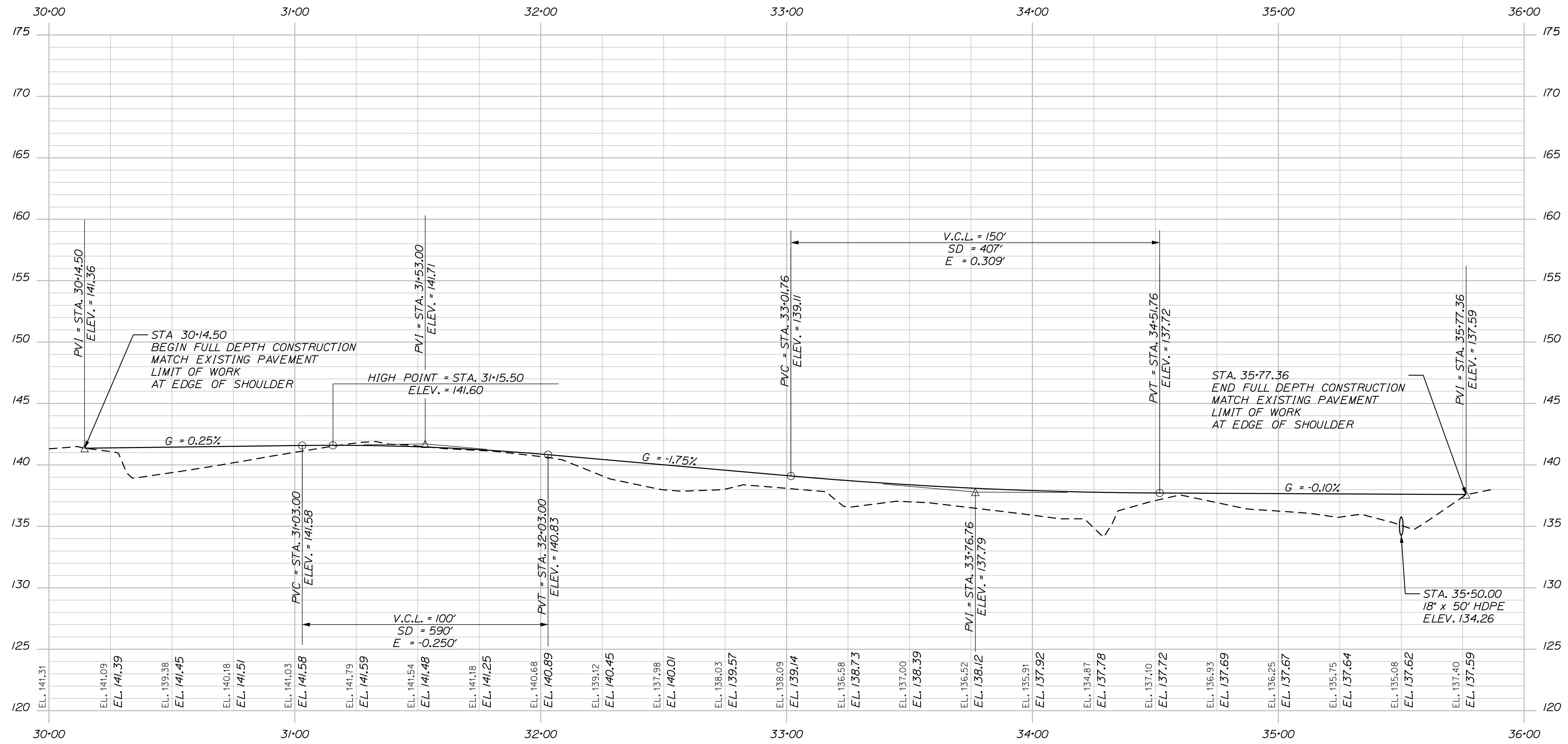
MTA PROJECT MANAGER: Ryan Barnes, PE

**LITTLEFIELD ROAD
 EMERGENCY VEHICLE RAMPS
 SOUTHBOUND GENERAL PLAN**

VHB: 55345.00
 CONTRACT: 2022.11

SHEET NUMBER: 11
 11 OF 30

Date: 3/31/2022



LITTLEFIELD ROAD NB EVR PROFILE

Filename: ...012_Profile_LittlefieldRd_NB.dgn

Scale: HORIZ. 25 0 25 50
VERT. 5 0 5 10

No.	Revision	By	Date

Designed by:

CONSULTANT PROJECT MANAGER: G. Edington

	By	Date		By	Date
Designed	BMD	3/30/22	Checked	ECF	3/30/22
Drawn	BMD	3/30/22	In Charge of	AG	3/30/22

VANASSE HANGEN BRUSTLIN, INC.
500 Southborough Dr.
Suite 105B
South Portland, ME 04106
TEL (207) 889-3150
FAX (207) 253-5596

THE GOLD STAR MEMORIAL HIGHWAY

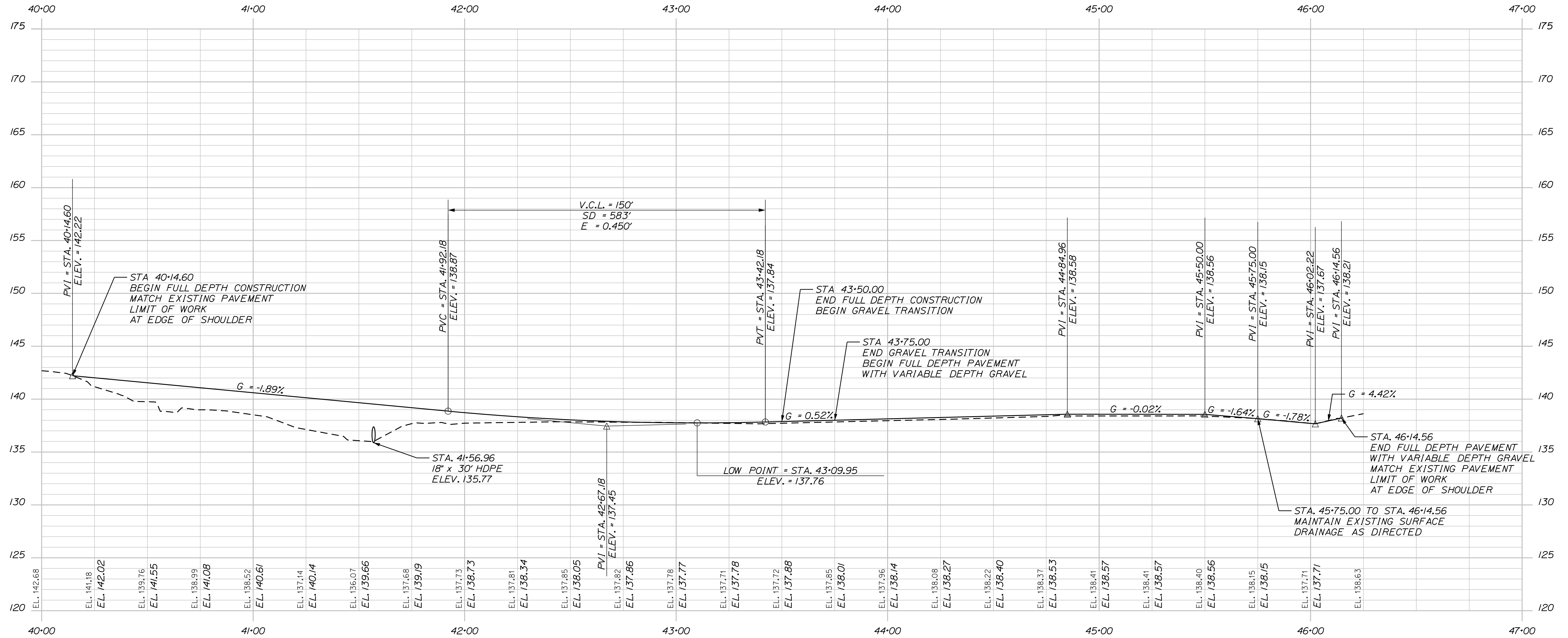
MTA PROJECT MANAGER: Ryan Barnes, PE

LITTLEFIELD ROAD
EMERGENCY VEHICLE RAMPS
NORTHBOUND PROFILE

VHB: 55345.00
CONTRACT: 2022.11

SHEET NUMBER: 12
12 OF 30

Date: 3/31/2022



LITTLEFIELD ROAD SB EVR PROFILE

Filename: ...013_Profile_LittlefieldRd_SB.dgn

Scale: HORIZ. 25 0 25 50
 VERT. 5 0 5 10

No.	Revision	By	Date

Designed by:

CONSULTANT PROJECT MANAGER: G. Edington

	By	Date	Checked	By	Date
Designed	BMD	3/30/22	Checked	ECF	3/30/22
Drawn	BMD	3/30/22	In Charge of	AG	3/30/22

VANASSE HANGEN BRUSTLIN, INC.
 500 Southborough Dr.
 Suite 105B
 South Portland, ME 04106
 TEL (207) 889-3150
 FAX (207) 253-5596

THE GOLD STAR MEMORIAL HIGHWAY

MTA PROJECT MANAGER: Ryan Barnes, PE

LITTLEFIELD ROAD
 EMERGENCY VEHICLE RAMPS
 SOUTHBOUND PROFILE

VHB: 55345.00 SHEET NUMBER: 13
 CONTRACT: 2022.11 13 OF 30

Date: 3/31/2022

Filename: ...014_DisturbancePlan_Littlefieldrd_NB.dgn

MAINE TURNPIKE NORTHBOUND

N/F TOWN OF WELLS

N/F MAINE TURNPIKE AUTHORITY

LITTLEFIELD ROAD (ROUTE 9B)

N/F MAINE TURNPIKE AUTHORITY

N/F MICHAEL LEVESQUE

N/F RICHARD M. LOWE

N/F DONALD E. NEVEL, TRUSTEE
BARBARA F. NEVEL, TRUSTEE
NEVEL LIVING TRUST

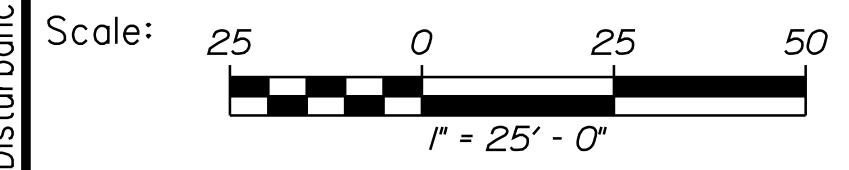
KEY

TEMPORARY IMPACTS = 3886 SF / 0.089 AC

PERMANENT IMPACTS = 35682 SF / 0.819 AC

TOTAL IMPACTS (INCLUDING 0.5 ACRE LAYDOWN) = 61348 SF / 1.408 AC


- NOTES:**
1. ALL WORK MUST BE COMPLETED WITHOUT IMPACTING WETLANDS BEYOND WHAT IS SHOWN IN THESE PLANS. ANY ADDITIONAL DISTURBANCE TO EXISTING WETLANDS SHALL BE REPORTED IMMEDIATELY TO THE RESIDENT. ANY CORRECTIVE ACTIONS OR DELAYS RESULTING FROM ENVIRONMENTAL NON-COMPLIANCE SHALL BE AT THE SOLE COST OF THE CONTRACTOR.
 2. EROSION AND SEDIMENTATION CONTROL DEVICES REQUIRED FOR THE CONTRACTOR'S ACCESS LOCATIONS AND STORAGE AREAS WILL NOT BE MEASURED FOR PAYMENT.
 3. SEE SPECIFICATIONS FOR CONTRACTOR'S SUBMITTAL REQUIREMENTS IF ADDING ADDITIONAL LIMITS OF DISTURBANCE TO THE PROJECT ESTIMATED QUANTITIES.
 4. AN ADDITIONAL 1.0 ACRE (0.5 ACRE NB AND 0.5 ACRE SB) HAS BEEN ESTIMATED FOR THE CONTRACTOR'S ACCESS LOCATIONS AND STORAGE AREAS.



Designed by:



VANASSE HANGEN BRUSTLIN, INC.
500 Southborough Dr.
Suite 105B
South Portland, ME 04106
TEL (207) 889-3150
FAX (207) 253-5596



**THE GOLD STAR
MEMORIAL HIGHWAY**

**LITTLEFIELD ROAD
EMERGENCY VEHICLE RAMPS
DISTURBANCE IMPACT PLAN (1 OF 2)
NORTHBOUND**

No.	Revision	By	Date

CONSULTANT PROJECT MANAGER: G. Edington			
	By	Date	
Designed	BMD	3/30/22	Checked ECF 3/30/22
Drawn	BMD	3/30/22	In Charge of AG 3/30/22

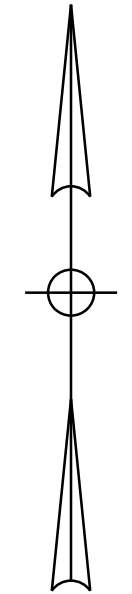
MTA PROJECT MANAGER: Ryan Barnes, PE

VHB: 55345.00
CONTRACT: 2022.11

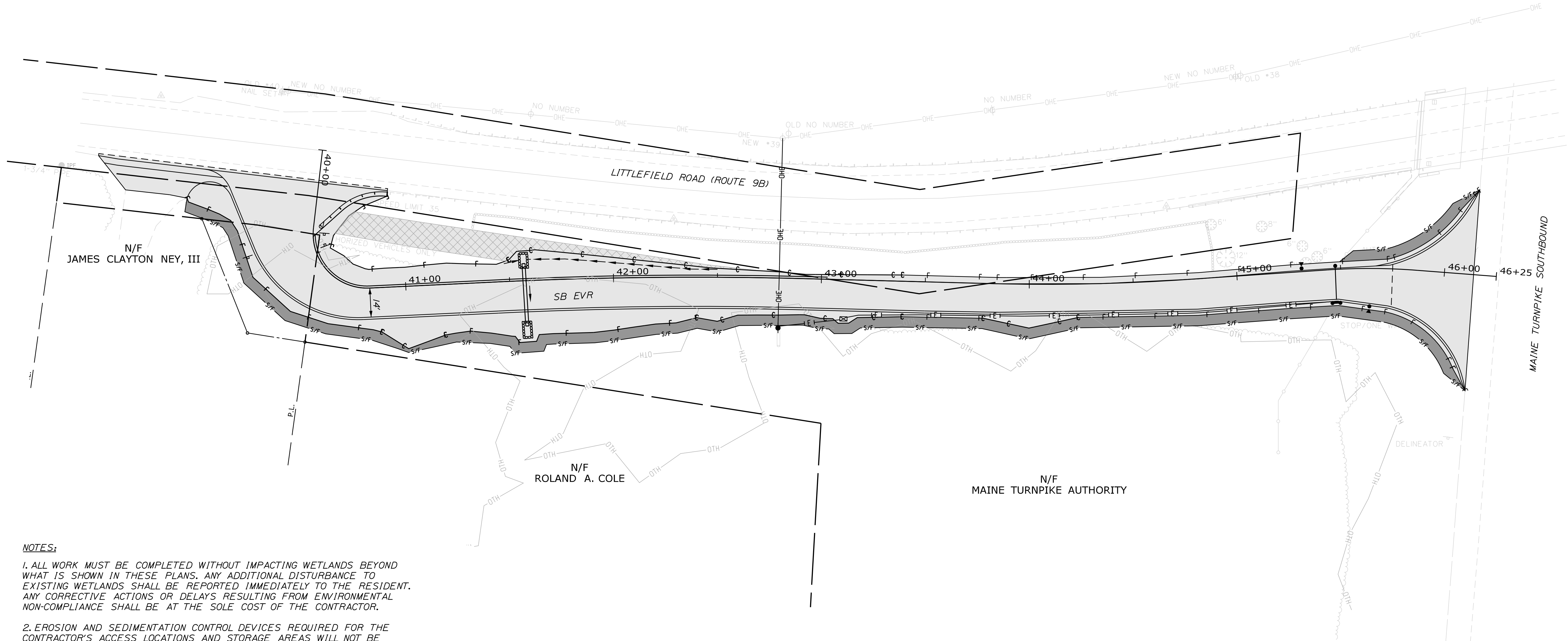
SHEET NUMBER: 14
14 OF 30

Date: 3/31/2022

Filename: ...015_DisturbancePlan_LittlefieldRd_SB.dgn



N/F
MAINE TURNPIKE AUTHORITY

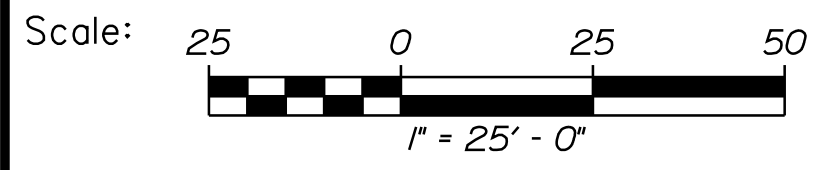


NOTES:

1. ALL WORK MUST BE COMPLETED WITHOUT IMPACTING WETLANDS BEYOND WHAT IS SHOWN IN THESE PLANS. ANY ADDITIONAL DISTURBANCE TO EXISTING WETLANDS SHALL BE REPORTED IMMEDIATELY TO THE RESIDENT. ANY CORRECTIVE ACTIONS OR DELAYS RESULTING FROM ENVIRONMENTAL NON-COMPLIANCE SHALL BE AT THE SOLE COST OF THE CONTRACTOR.
2. EROSION AND SEDIMENTATION CONTROL DEVICES REQUIRED FOR THE CONTRACTOR'S ACCESS LOCATIONS AND STORAGE AREAS WILL NOT BE MEASURED FOR PAYMENT.
3. SEE SPECIFICATIONS FOR CONTRACTOR'S SUBMITTAL REQUIREMENTS IF ADDING ADDITIONAL LIMITS OF DISTURBANCE TO THE PROJECT ESTIMATED QUANTITIES.
4. AN ADDITIONAL 1.0 ACRE (0.5 ACRE NB AND 0.5 ACRE SB) HAS BEEN ESTIMATED FOR THE CONTRACTOR'S ACCESS LOCATIONS AND STORAGE AREAS.

KEY

- TEMPORARY IMPACTS = 3593 SF / 0.082 AC
 - PERMANENT IMPACTS = 20620 SF / 0.473 AC
- TOTAL IMPACTS (INCLUDING 0.5 ACRE LAYDOWN) = 45993 SF / 1.055 AC



Designed by:



VANASSE HANGEN BRUSTLIN, INC.
500 Southborough Dr.
Suite 105B
South Portland, ME 04106
TEL (207) 889-3150
FAX (207) 253-5596



**THE GOLD STAR
MEMORIAL HIGHWAY**

LITTLEFIELD ROAD
EMERGENCY VEHICLE RAMP
DISTURBANCE IMPACT PLAN (2 OF 2)
SOUTHBOUND

No.	Revision	By	Date

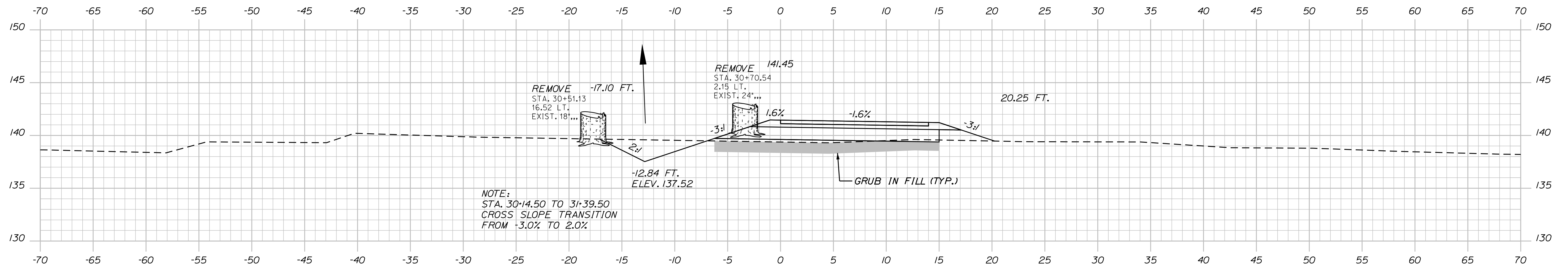
CONSULTANT PROJECT MANAGER: G. Edington					
	By	Date		By	Date
Designed	BMD	3/30/22	Checked	ECF	3/30/22
Drawn	BMD	3/30/22	In Charge of	AG	3/30/22

MTA PROJECT MANAGER: Ryan Barnes, PE

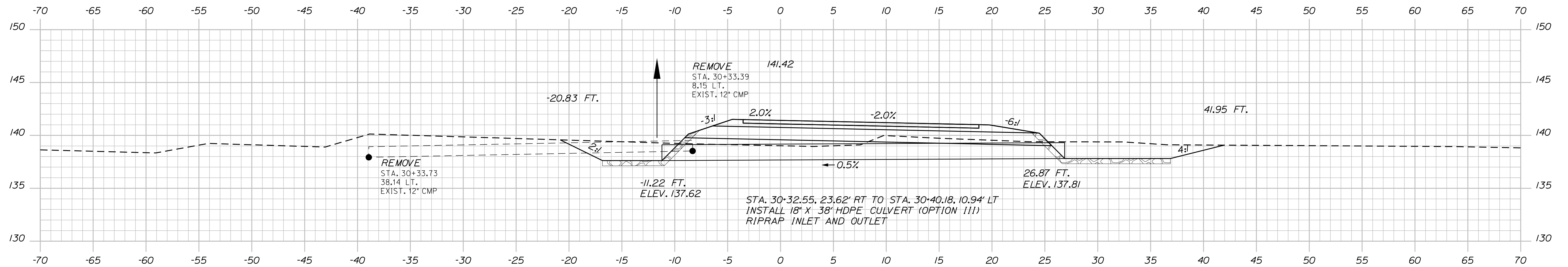
VHB: 55345.00
CONTRACT: 2022.11

SHEET NUMBER: 15
15 OF 30

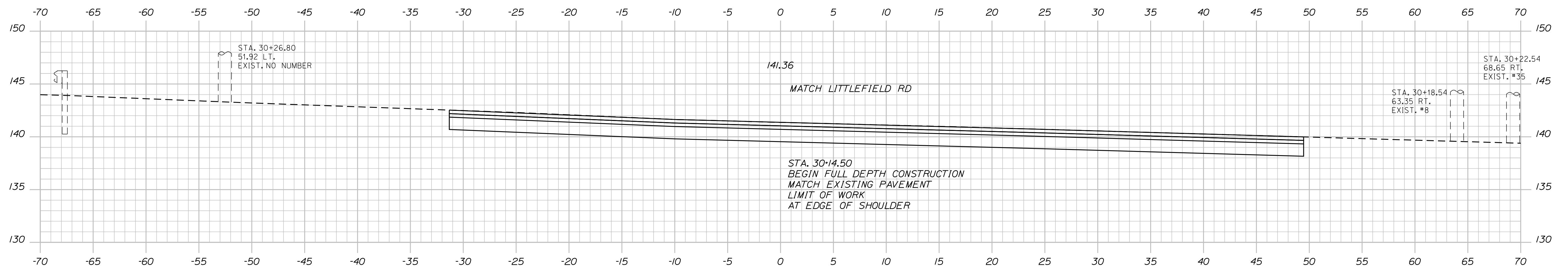
Date: 3/31/2022



30+50.00

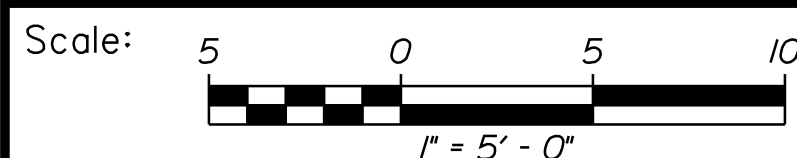


30+38.00 (SKEWED)



30+14.50


Sta. 30+14.50 to Sta. 30+50.00



Designed by:



VANASSE HANGEN BRUSTLIN, INC.
500 Southborough Dr.
Suite 105B
South Portland, ME 04106
TEL (207) 889-3150
FAX (207) 253-5596



THE GOLD STAR
MEMORIAL HIGHWAY

LITTLEFIELD ROAD
EMERGENCY VEHICLE RAMPS
NORTHBOUND CROSS SECTIONS

No.	Revision	By	Date

CONSULTANT PROJECT MANAGER: G. Edington					
	By	Date		By	Date
Designed	BMD	3/30/22	Checked	ECF	3/30/22
Drawn	BMD	3/30/22	In Charge of	AG	3/30/22

MTA PROJECT MANAGER: Ryan Barnes, PE

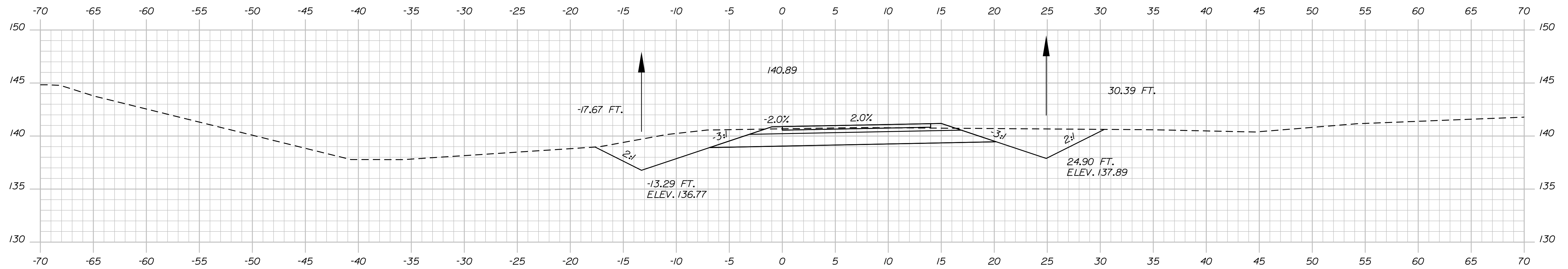
VHB: 55345.00
CONTRACT: 2022.11

SHEET NUMBER: NB-XS-1
16 OF 30

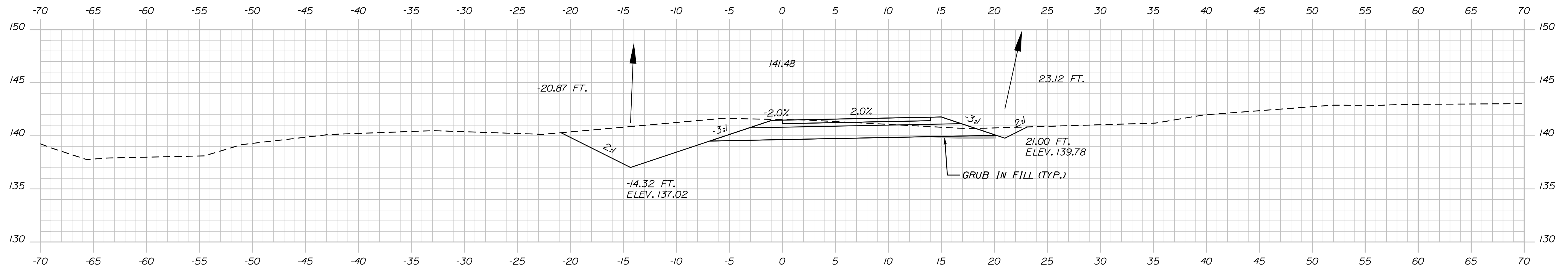
Filename: ...Xsect_LittlefieldRd_NB.dgn

Date: 3/31/2022

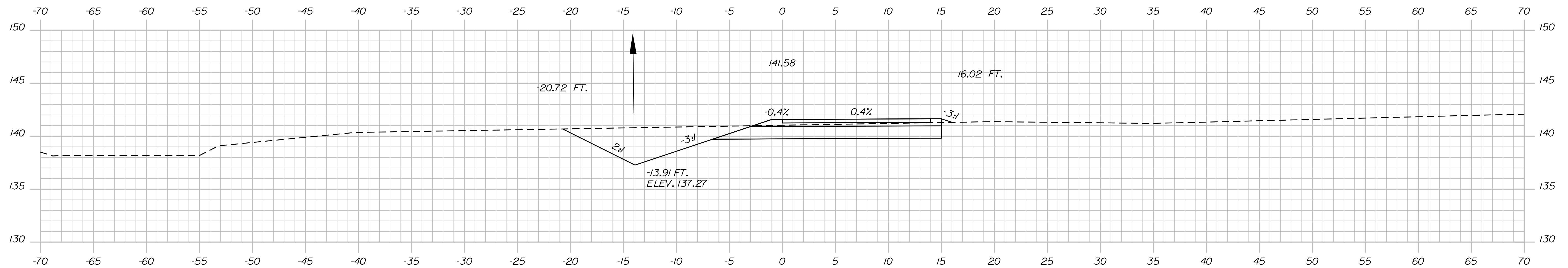
Filename: ...Xsect_LittlefieldRd_NB.dgn



32+00.00

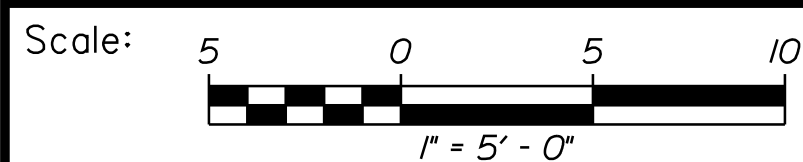


31+50.00



31+00.00


Sta. 31+00.00 to Sta. 32+00.00



Designed by:



VANASSE HANGEN BRUSTLIN, INC.
500 Southborough Dr.
Suite 105B
South Portland, ME 04106
TEL (207) 889-3150
FAX (207) 253-5596



THE GOLD STAR
MEMORIAL HIGHWAY

LITTLEFIELD ROAD
EMERGENCY VEHICLE RAMPS
NORTHBOUND CROSS SECTIONS

No.	Revision	By	Date

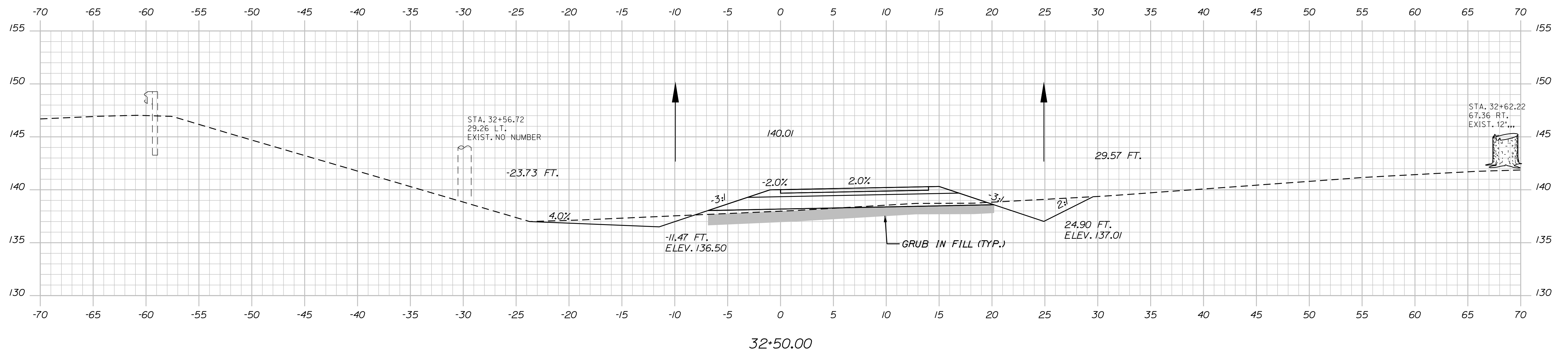
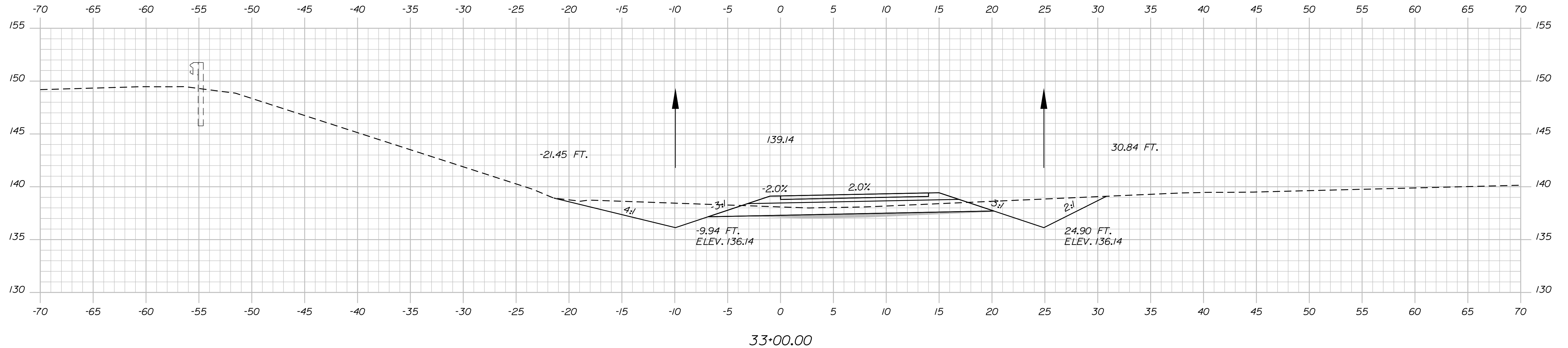
CONSULTANT PROJECT MANAGER: G. Edington					
	By	Date		By	Date
Designed	BMD	3/30/22	Checked	ECF	3/30/22
Drawn	BMD	3/30/22	In Charge of	AG	3/30/22

MTA PROJECT MANAGER: Ryan Barnes, PE

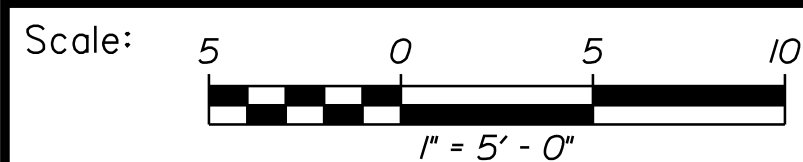
VHB: 55345.00
CONTRACT: 2022.11

SHEET NUMBER: NB-XS-2
17 OF 30

Date: 3/31/2022




Sta. 32+50.00 to Sta. 33+00.00



Designed by:



VANASSE HANGEN BRUSTLIN, INC.
 500 Southborough Dr.
 Suite 105B
 South Portland, ME 04106
 TEL (207) 889-3150
 FAX (207) 253-5596



THE GOLD STAR
 MEMORIAL HIGHWAY

LITTLEFIELD ROAD
 EMERGENCY VEHICLE RAMPS
 NORTHBOUND CROSS SECTIONS

No.	Revision	By	Date

CONSULTANT PROJECT MANAGER: G. Edington					
	By	Date		By	Date
Designed	BMD	3/30/22	Checked	ECF	3/30/22
Drawn	BMD	3/30/22	In Charge of	AG	3/30/22

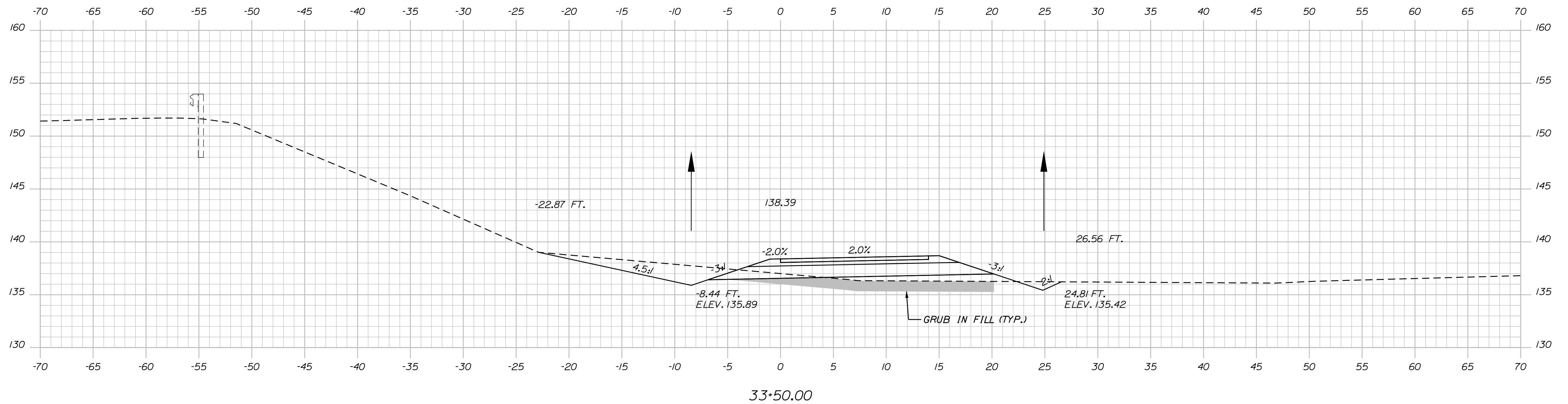
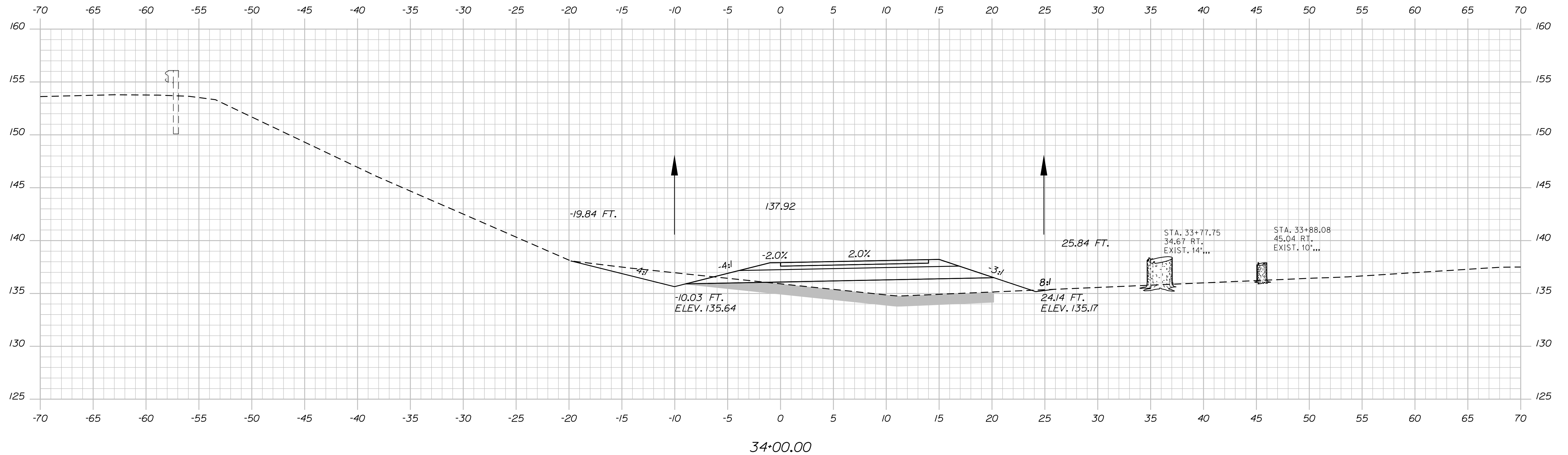
MTA PROJECT MANAGER: Ryan Barnes, PE

VHB: 55345.00
 CONTRACT: 2022.11

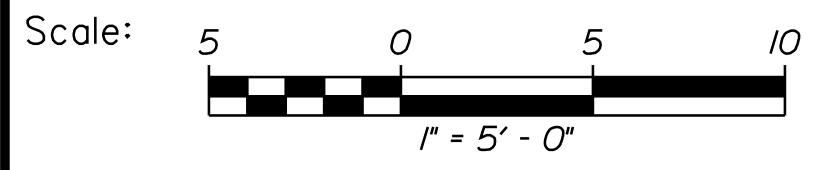
SHEET NUMBER: NB-XS-3
 18 OF 30

Filename: ...Xsect_LittlefieldRd_NB.dgn


Date: 3/31/2022



Sta. 33+50.00 to Sta. 34+00.00



Designed by:




CONSULTANT PROJECT MANAGER: G. Edington

No.	Revision	By	Date

	By	Date	Checked	By	Date
Designed	BMD	3/30/22	ECF	ECF	3/30/22
Drawn	BMD	3/30/22	In Charge of	AG	3/30/22

VANASSE HANGEN BRUSTLIN, INC.
500 Southborough Dr.
Suite 105B
South Portland, ME 04106
TEL (207) 889-3150
FAX (207) 253-5596



THE GOLD STAR
MEMORIAL HIGHWAY

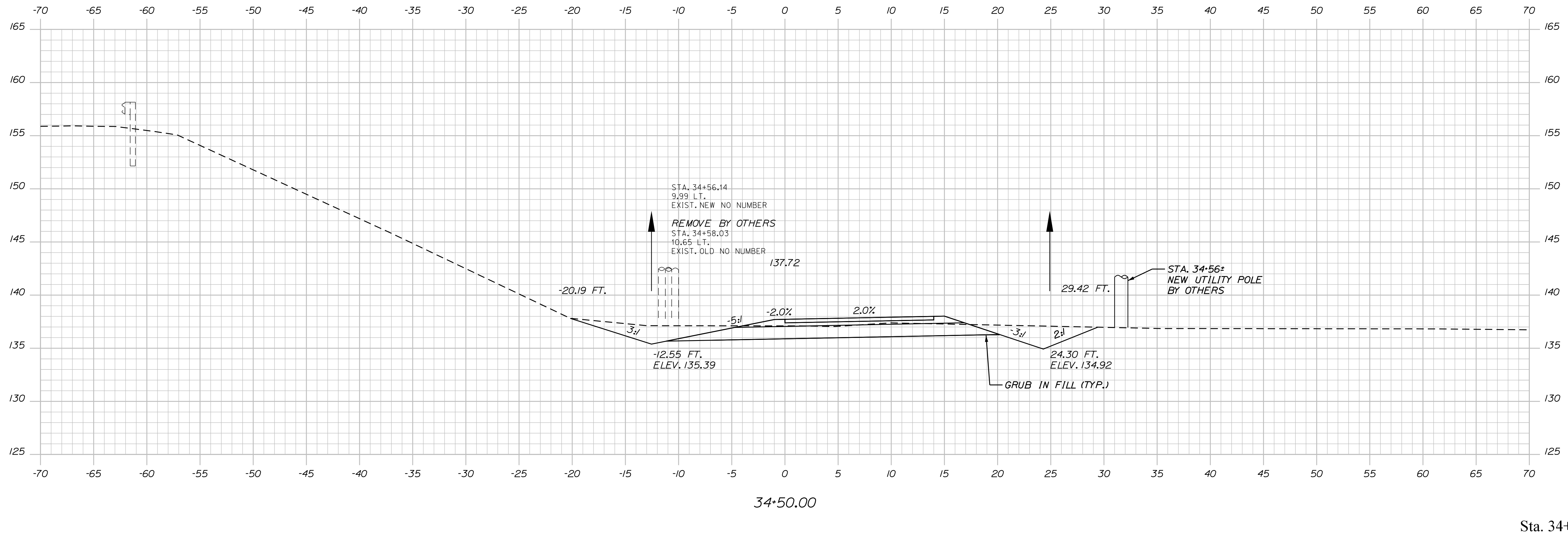
LITTLEFIELD ROAD
EMERGENCY VEHICLE RAMPS
NORTHBOUND CROSS SECTIONS

Filename: ...Xsect_LittlefieldRd_NB.dgn

MTA PROJECT MANAGER: Ryan Barnes, PE

Date: 3/31/2022


Filename: ...Xsect_LittlefieldRd_NB.dgn



Scale: 5 0 5 10
1" = 5' - 0"

No.	Revision	By	Date

Designed by:



CONSULTANT PROJECT MANAGER: G. Edington

	By	Date	Checked	By	Date
Designed	BMD	3/30/22	Checked	ECF	3/30/22
Drawn	BMD	3/30/22	In Charge of	AG	3/30/22

VANASSE HANGEN BRUSTLIN, INC.
500 Southborough Dr.
Suite 105B
South Portland, ME 04106
TEL (207) 889-3150
FAX (207) 253-5596



**THE GOLD STAR
MEMORIAL HIGHWAY**

MTA PROJECT MANAGER: Ryan Barnes, PE

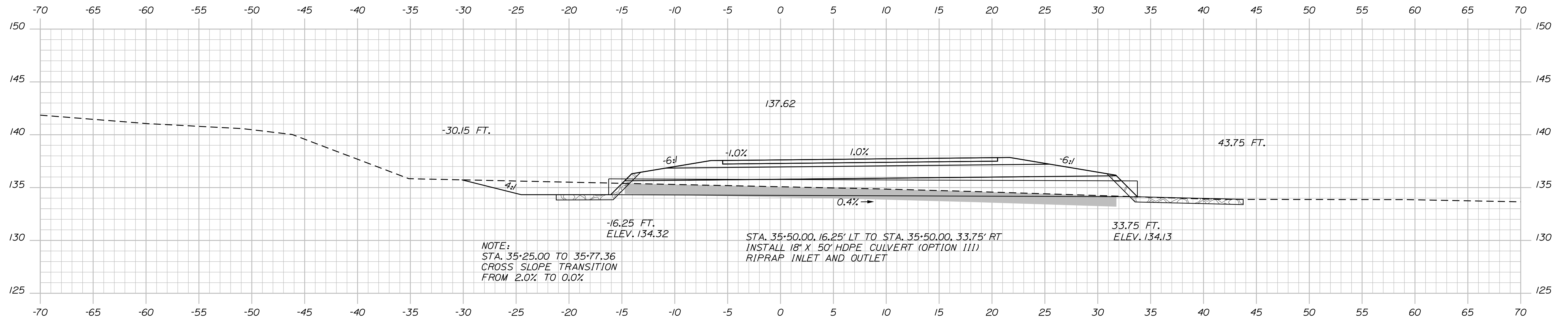
LITTLEFIELD ROAD
EMERGENCY VEHICLE RAMPS
NORTHBOUND CROSS SECTIONS

VHB: 55345.00
CONTRACT: 2022.11

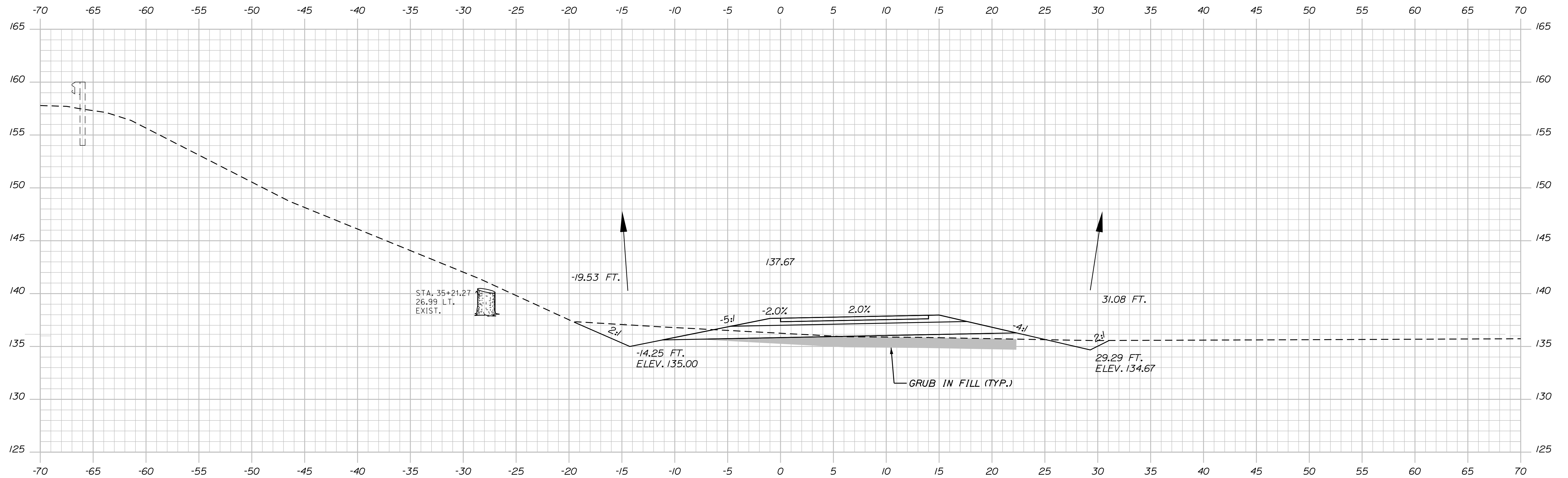
SHEET NUMBER: NB-XS-5
20 OF 30

Sta. 34+50.00

Date: 3/31/2022

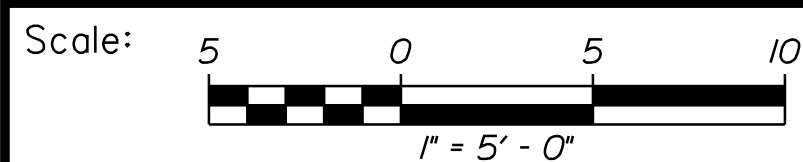


35+50.00



35+00.00


Sta. 35+00.00 to Sta. 35+50.00



Designed by:



VANASSE HANGEN BRUSTLIN, INC.
500 Southborough Dr.
Suite 105B
South Portland, ME 04106
TEL (207) 889-3150
FAX (207) 253-5596



THE GOLD STAR
MEMORIAL HIGHWAY

LITTLEFIELD ROAD
EMERGENCY VEHICLE RAMPS
NORTHBOUND CROSS SECTIONS

No.	Revision	By	Date

CONSULTANT PROJECT MANAGER: G. Edington					
	By	Date	Checked	By	Date
Designed	BMD	3/30/22	ECF	ECF	3/30/22
Drawn	BMD	3/30/22	In Charge of	AG	3/30/22

MTA PROJECT MANAGER: Ryan Barnes, PE

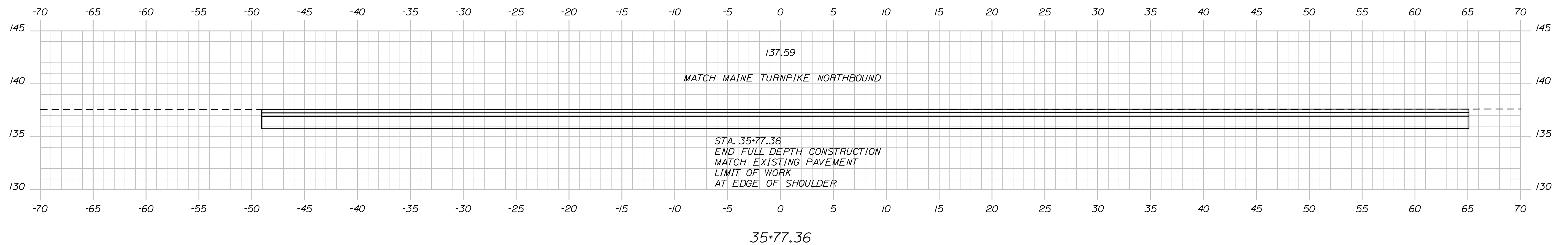
VHB: 55345.00
CONTRACT: 2022.11

SHEET NUMBER: NB-XS-6
21 OF 30

Filename: ...Xsect_LittlefieldRd_NB.dgn

Date: 3/31/2022

Filename: ...Xsect_LittlefieldRd_NB.dgn




Sta. 35+77.36

Scale: 5 0 5 10
1" = 5' - 0"

No.	Revision	By	Date


Designed by:



CONSULTANT PROJECT MANAGER: G. Edington

	By	Date	Checked	By	Date
Designed	BMD	3/30/22	Checked	ECF	3/30/22
Drawn	BMD	3/30/22	In Charge of	AG	3/30/22

VANASSE HANGEN BRUSTLIN, INC.
500 Southborough Dr.
Suite 105B
South Portland, ME 04106
TEL (207) 889-3150
FAX (207) 253-5596



**THE GOLD STAR
MEMORIAL HIGHWAY**

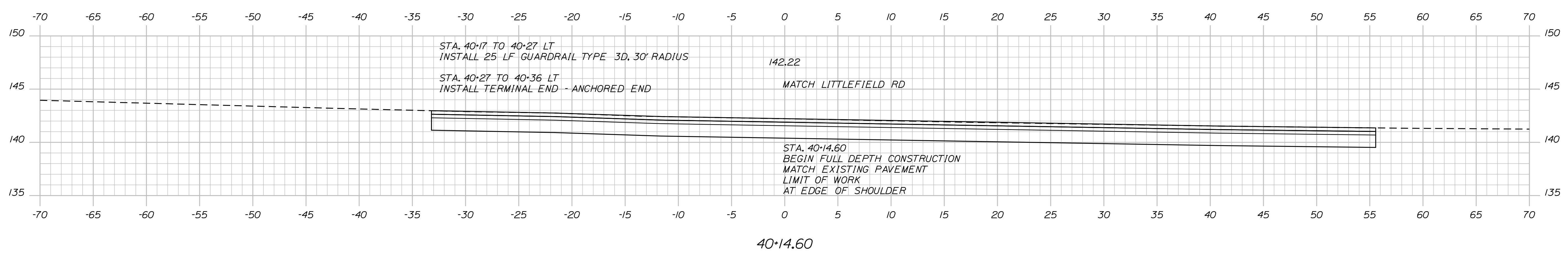
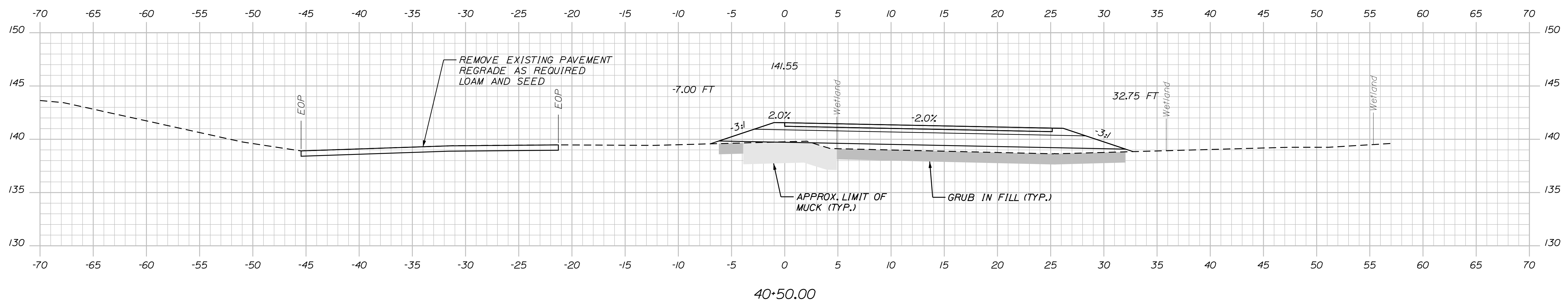
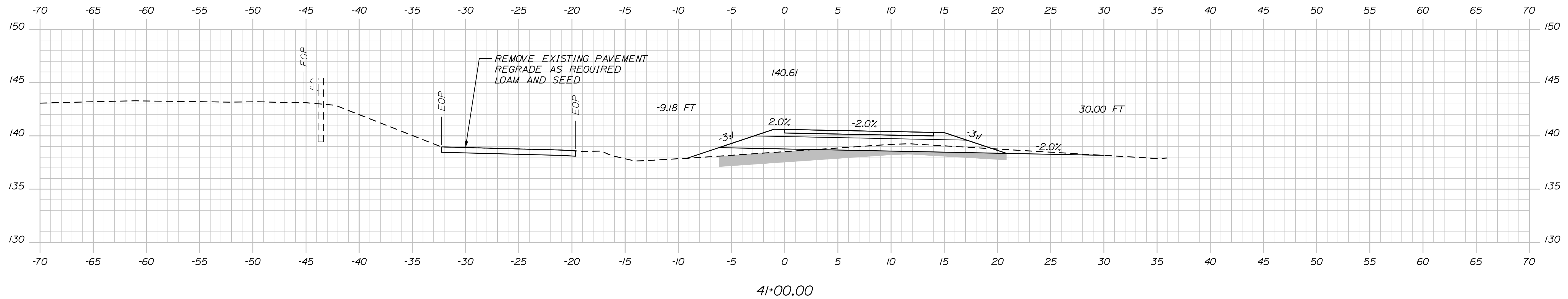
MTA PROJECT MANAGER: Ryan Barnes, PE

LITTLEFIELD ROAD
EMERGENCY VEHICLE RAMPS
NORTHBOUND CROSS SECTIONS

VHB: 55345.00
CONTRACT: 2022.11

SHEET NUMBER: NB-XS-7
22 OF 30

Date: 3/31/2022




Sta. 40+14.60 to Sta. 41+00.00

Scale: 1" = 5' - 0"

No.	Revision	By	Date


Designed by:



CONSULTANT PROJECT MANAGER: G. Edington

	By	Date	Checked	By	Date
Designed	BMD	3/30/22	Checked	ECF	3/30/22
Drawn	BMD	3/30/22	In Charge of	AG	3/30/22

VANASSE HANGEN BRUSTLIN, INC.
 500 Southborough Dr.
 Suite 105B
 South Portland, ME 04106
 TEL (207) 889-3150
 FAX (207) 253-5596



**THE GOLD STAR
MEMORIAL HIGHWAY**

MTA PROJECT MANAGER: Ryan Barnes, PE

LITTLEFIELD ROAD
 EMERGENCY VEHICLE RAMPS
 SOUTHBOUND CROSS SECTIONS

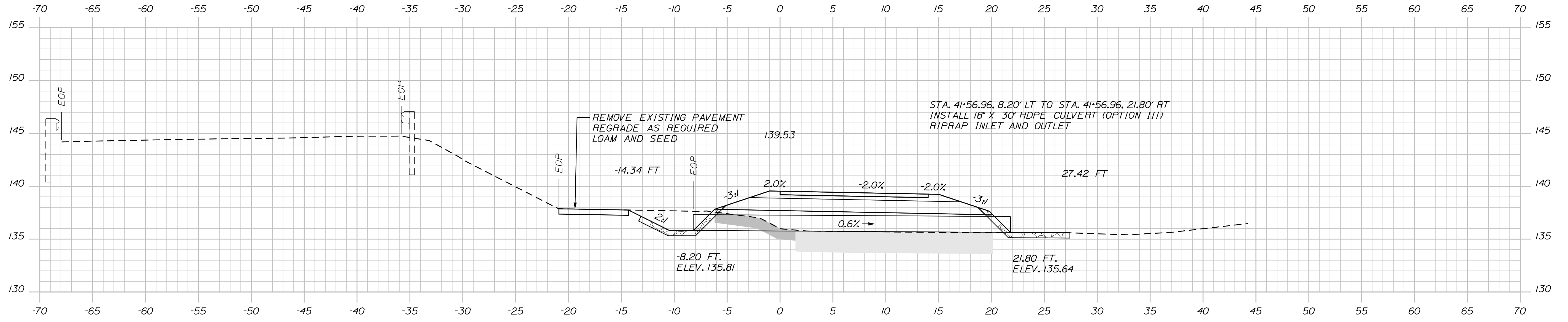
VHB: 55345.00
 CONTRACT: 2022.11

SHEET NUMBER: SB-XS-1
 23 OF 30

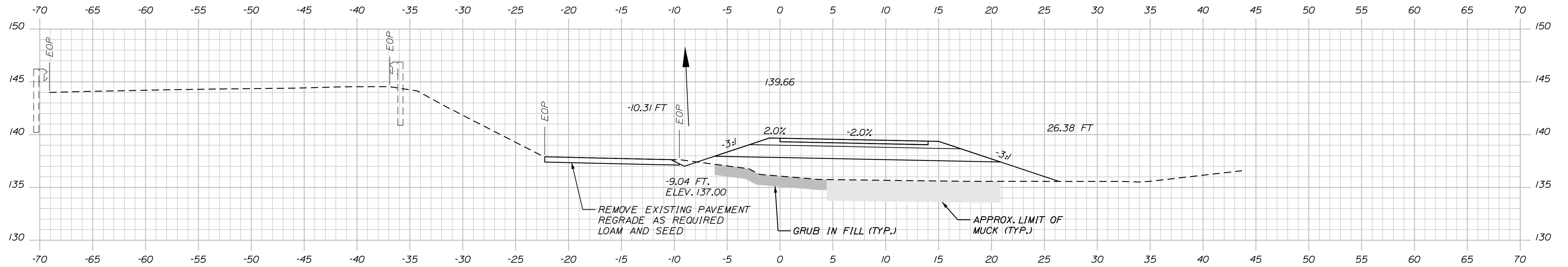
Filename: ...Xsect_LittlefieldRd_SB.dgn

Date: 3/31/2022

Filename: ...Xsect_LittlefieldRd_SB.dgn

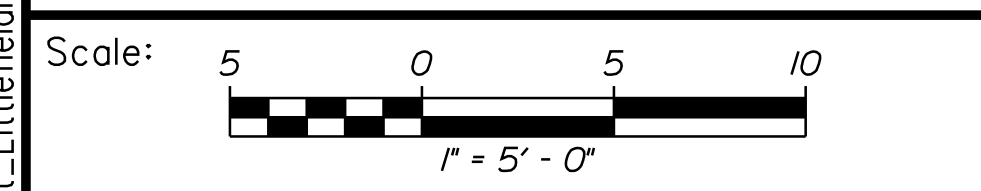


41+56.96




41+50.00

Sta. 41+50.00 to Sta. 41+56.96



Designed by:




No.	Revision	By	Date

CONSULTANT PROJECT MANAGER: G. Edington

	By	Date	Checked	By	Date
Designed	BMD	3/30/22	ECF	ECF	3/30/22
Drawn	BMD	3/30/22	In Charge of	AG	3/30/22

VANASSE HANGEN BRUSTLIN, INC.
 500 Southborough Dr.
 Suite 105B
 South Portland, ME 04106
 TEL (207) 889-3150
 FAX (207) 253-5596



**THE GOLD STAR
 MEMORIAL HIGHWAY**

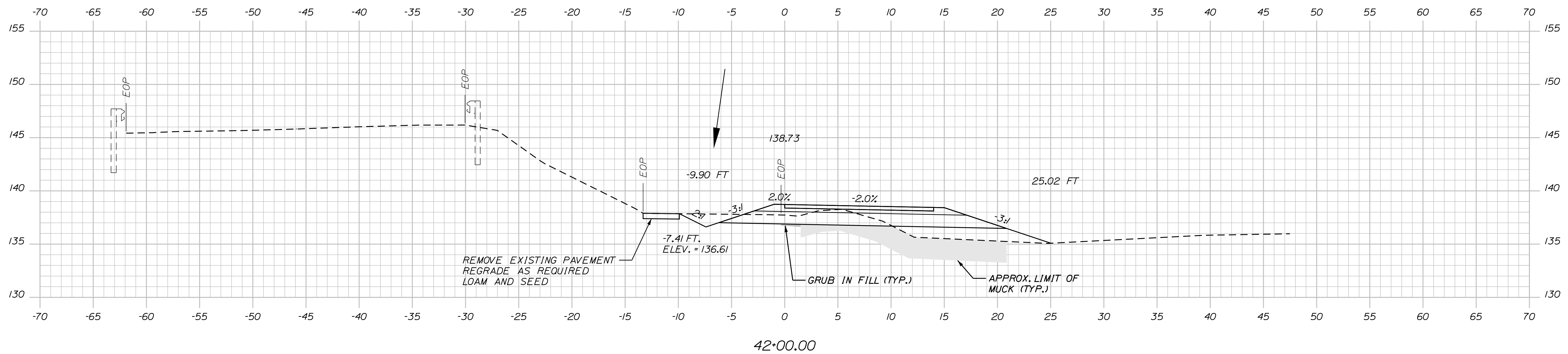
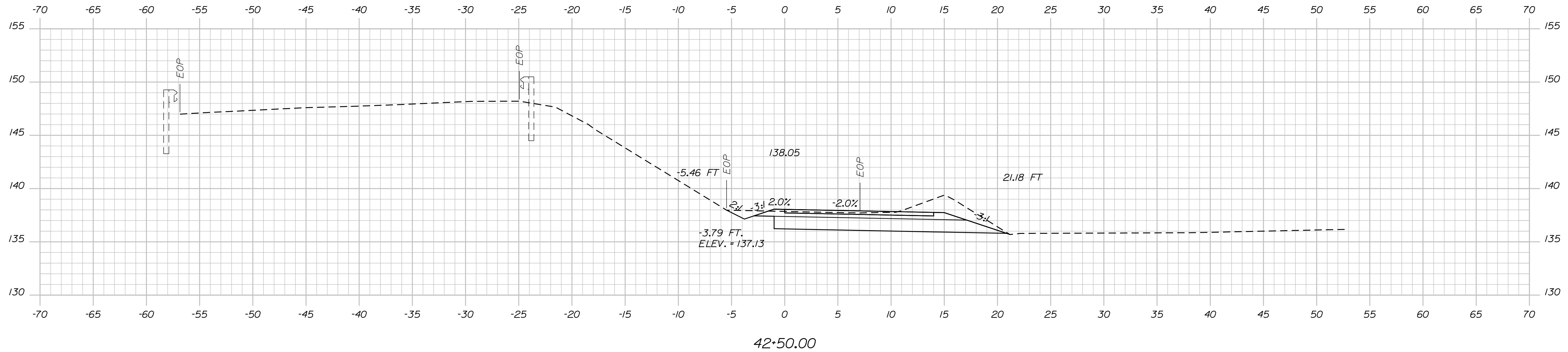
MTA PROJECT MANAGER: Ryan Barnes, PE

LITTLEFIELD ROAD
 EMERGENCY VEHICLE RAMPS
 SOUTHBOUND CROSS SECTIONS

VHB: 55345.00
 CONTRACT: 2022.11

SHEET NUMBER: SB-XS-2
 24 OF 30

Date: 3/31/2022




Sta. 42+00.00 to Sta. 42+50.00

Scale: 5 0 5 10
1" = 5' - 0"

No.	Revision	By	Date


Designed by:



CONSULTANT PROJECT MANAGER: G. Edington

	By	Date	Checked	By	Date
Designed	BMD	3/30/22	Checked	ECF	3/30/22
Drawn	BMD	3/30/22	In Charge of	AG	3/30/22

VANASSE HANGEN BRUSTLIN, INC.
500 Southborough Dr.
Suite 105B
South Portland, ME 04106
TEL (207) 889-3150
FAX (207) 253-5596



**THE GOLD STAR
MEMORIAL HIGHWAY**

MTA PROJECT MANAGER: Ryan Barnes, PE

LITTLEFIELD ROAD
EMERGENCY VEHICLE RAMPS
SOUTHBOUND CROSS SECTIONS

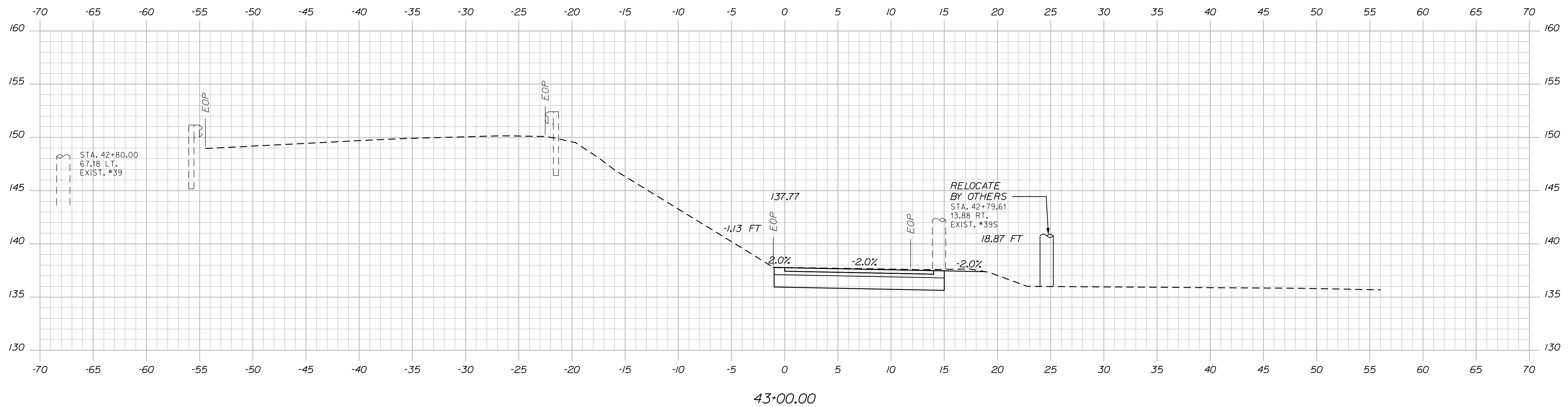
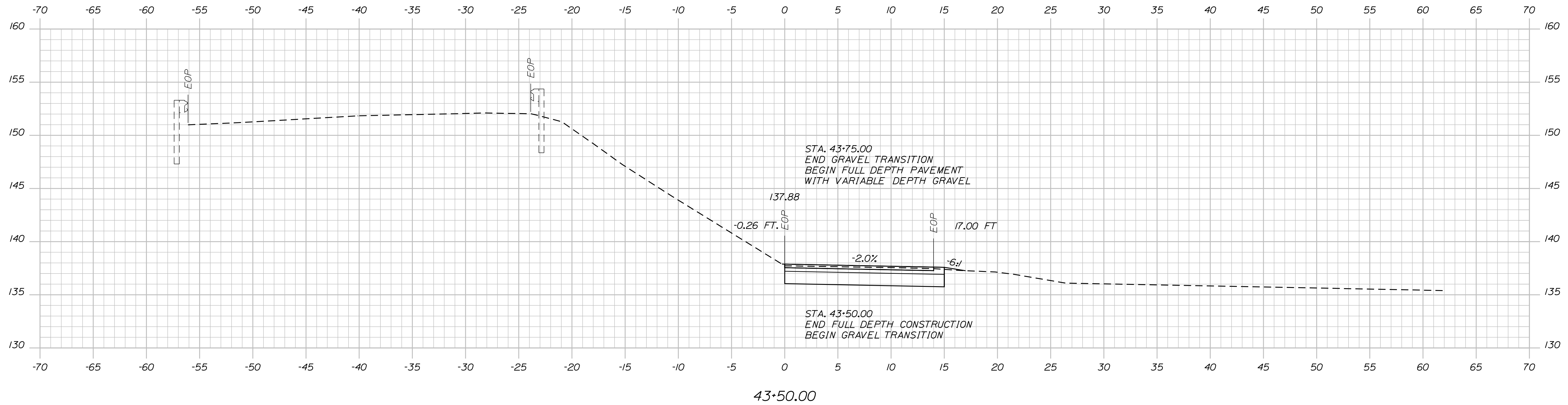
VHB: 55345.00
CONTRACT: 2022.11

SHEET NUMBER: SB-XS-3
25 OF 30

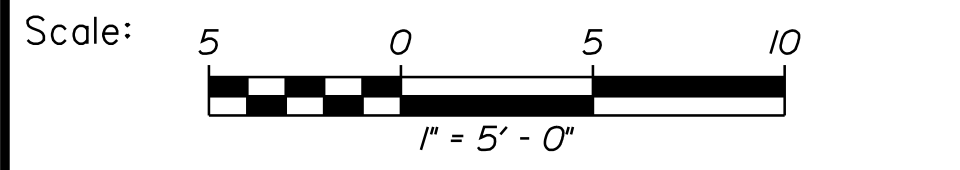
Filename: ...Xsect_LittlefieldRd_SB.dgn

Date: 3/31/2022

Filename: ...Xsect_LittlefieldRd_SB.dgn




Sta. 43+00.00 to Sta. 43+50.00



Designed by:



VANASSE HANGEN BRUSTLIN, INC.
 500 Southborough Dr.
 Suite 105B
 South Portland, ME 04106
 TEL (207) 889-3150
 FAX (207) 253-5596



THE GOLD STAR
 MEMORIAL HIGHWAY

LITTLEFIELD ROAD
 EMERGENCY VEHICLE RAMPS
 SOUTHBOUND CROSS SECTIONS

No.	Revision	By	Date

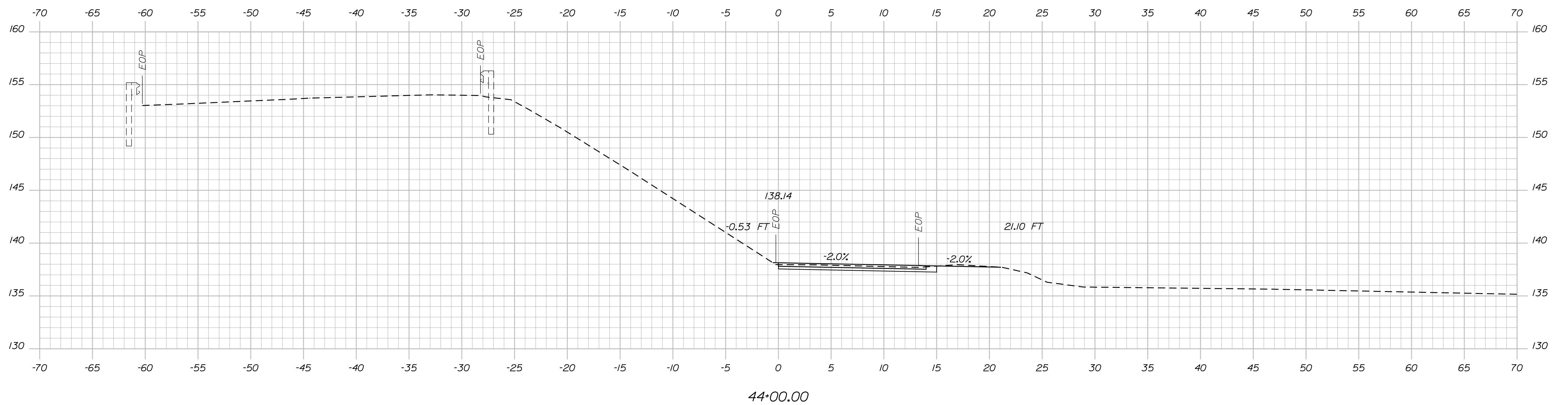
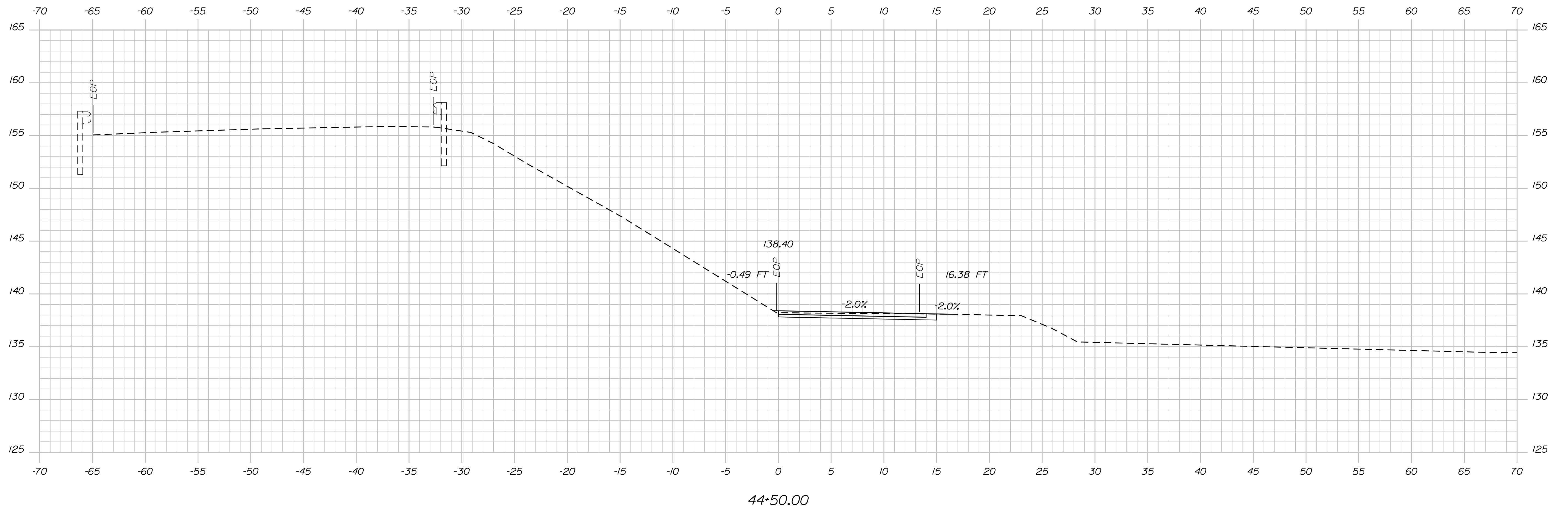
CONSULTANT PROJECT MANAGER: G. Edington					
	By	Date		By	Date
Designed	BMD	3/30/22	Checked	ECF	3/30/22
Drawn	BMD	3/30/22	In Charge of	AG	3/30/22

MTA PROJECT MANAGER: Ryan Barnes, PE

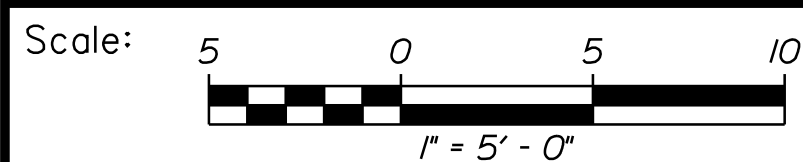
VHB: 55345.00
 CONTRACT: 2022.11

SHEET NUMBER: SB-XS-4
 26 OF 30

Date: 3/31/2022




Sta. 44+00.00 to Sta. 44+50.00



Designed by:



VANASSE HANGEN BRUSTLIN, INC.
 500 Southborough Dr.
 Suite 105B
 South Portland, ME 04106
 TEL (207) 889-3150
 FAX (207) 253-5596



THE GOLD STAR
 MEMORIAL HIGHWAY

LITTLEFIELD ROAD
 EMERGENCY VEHICLE RAMPS
 SOUTHBOUND CROSS SECTIONS

No.	Revision	By	Date

CONSULTANT PROJECT MANAGER: G. Edington					
	By	Date		By	Date
Designed	BMD	3/30/22	Checked	ECF	3/30/22
Drawn	BMD	3/30/22	In Charge of	AG	3/30/22

MTA PROJECT MANAGER: Ryan Barnes, PE

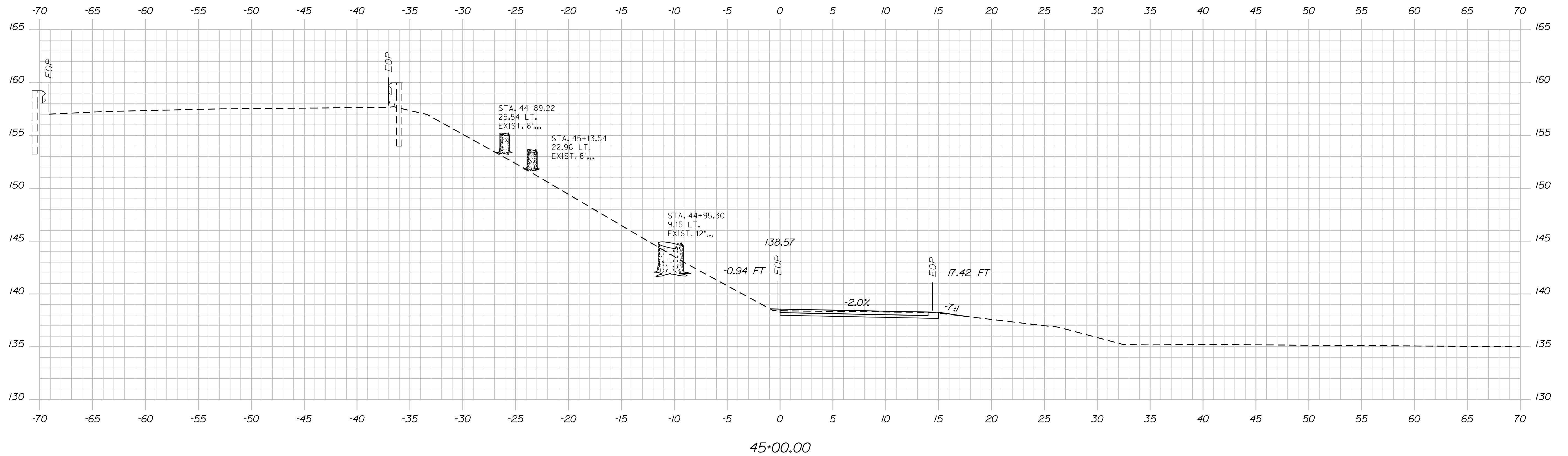
VHB: 55345.00
 CONTRACT: 2022.11

SHEET NUMBER: SB-XS-5
 27 OF 30

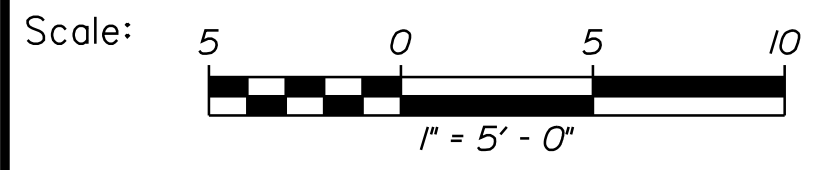
Filename: ...Xsect_LittlefieldRd_SB.dgn

Date: 3/31/2022

Filename: ...Xsect_LittlefieldRd_SB.dgn



Sta. 45+00.00



Designed by:



VANASSE HANGEN BRUSTLIN, INC.
 500 Southborough Dr.
 Suite 105B
 South Portland, ME 04106
 TEL (207) 889-3150
 FAX (207) 253-5596



**THE GOLD STAR
 MEMORIAL HIGHWAY**

LITTLEFIELD ROAD
 EMERGENCY VEHICLE RAMPS
 SOUTHBOUND CROSS SECTIONS

No.	Revision	By	Date

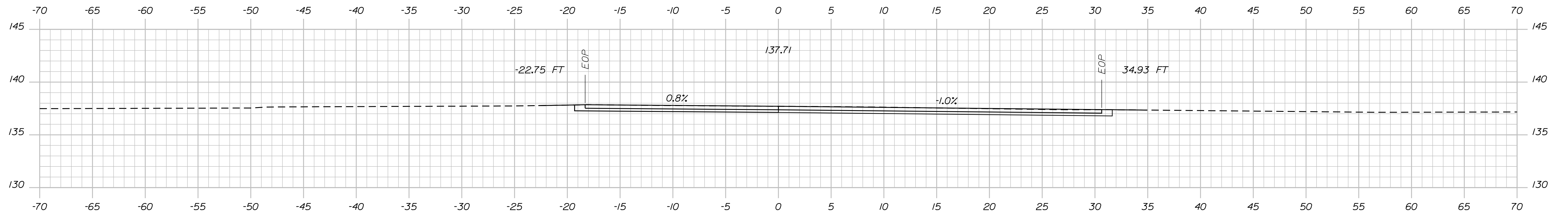
CONSULTANT PROJECT MANAGER: G. Edington					
	By	Date	Checked	By	Date
Designed	BMD	3/30/22	ECF	ECF	3/30/22
Drawn	BMD	3/30/22	In Charge of	AG	3/30/22

VHB: 55345.00
 CONTRACT: 2022.11
 SHEET NUMBER: SB-XS-6
 28 OF 30

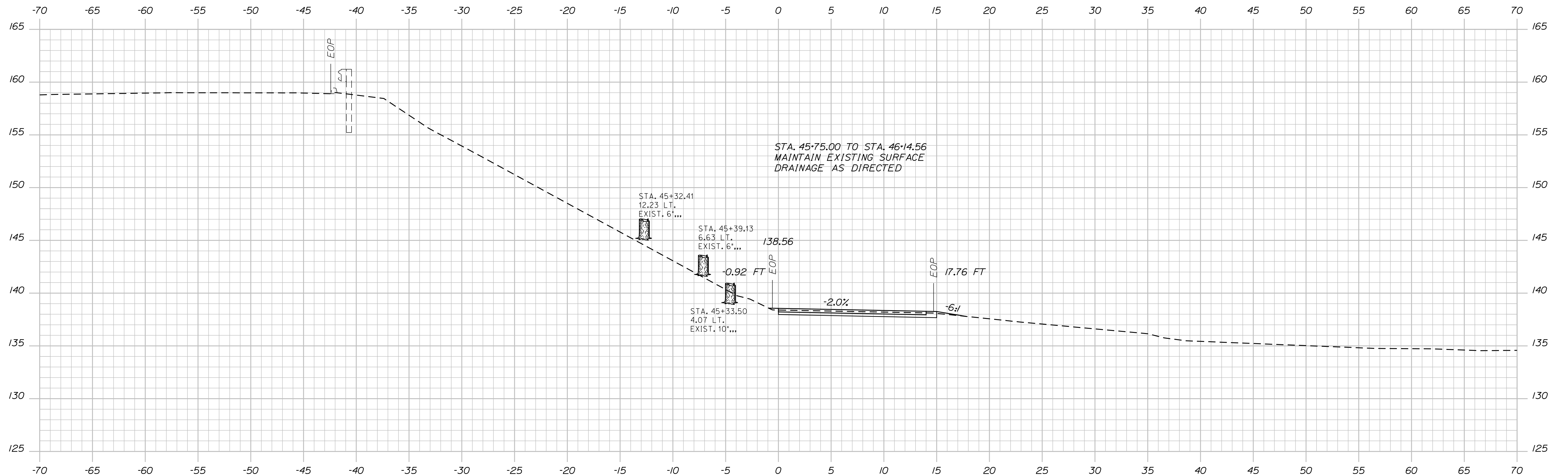
MTA PROJECT MANAGER: Ryan Barnes, PE

Date: 3/31/2022

Filename: ...Xsect_LittlefieldRd_SB.dgn

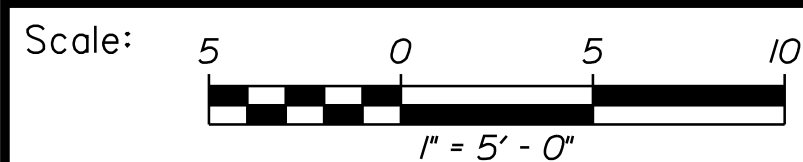


46+00.00



45+50.00


Sta. 45+50.00 to Sta. 46+00.00



Designed by:



VANASSE HANGEN BRUSTLIN, INC.
 500 Southborough Dr.
 Suite 105B
 South Portland, ME 04106
 TEL (207) 889-3150
 FAX (207) 253-5596



THE GOLD STAR
 MEMORIAL HIGHWAY

LITTLEFIELD ROAD
 EMERGENCY VEHICLE RAMPS
 SOUTHBOUND CROSS SECTIONS

No.	Revision	By	Date

CONSULTANT PROJECT MANAGER: G. Edington					
	By	Date		By	Date
Designed	BMD	3/30/22	Checked	ECF	3/30/22
Drawn	BMD	3/30/22	In Charge of	AG	3/30/22

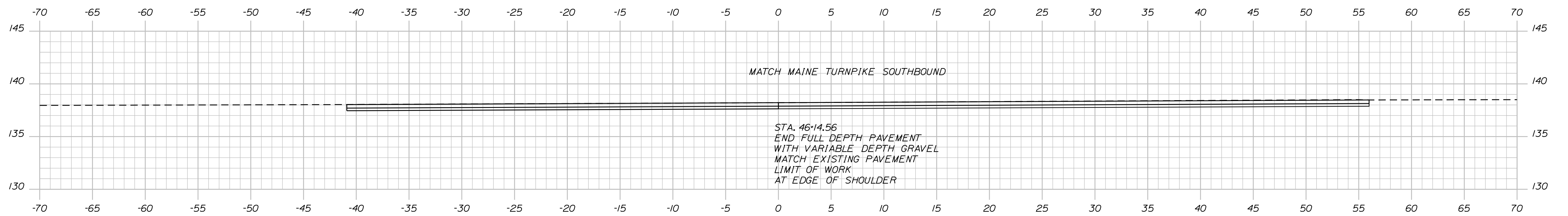
MTA PROJECT MANAGER: Ryan Barnes, PE

VHB: 55345.00
 CONTRACT: 2022.11

SHEET NUMBER: SB-XS-7
 29 OF 30

Date: 3/31/2022

Filename: ...Xsect_LittlefieldRd_SB.dgn




Sta. 46+14.56

Scale: 5 0 5 10
1" = 5' - 0"

No.	Revision	By	Date


Designed by:



CONSULTANT PROJECT MANAGER: G. Edington

	By	Date		By	Date
Designed	BMD	3/30/22	Checked	ECF	3/30/22
Drawn	BMD	3/30/22	In Charge of	AG	3/30/22

VANASSE HANGEN BRUSTLIN, INC.
500 Southborough Dr.
Suite 105B
South Portland, ME 04106
TEL (207) 889-3150
FAX (207) 253-5596



**THE GOLD STAR
MEMORIAL HIGHWAY**

MTA PROJECT MANAGER: Ryan Barnes, PE

LITTLEFIELD ROAD
EMERGENCY VEHICLE RAMPS
SOUTHBOUND CROSS SECTIONS

VHB: 55345.00
CONTRACT: 2022.11

SHEET NUMBER: SB-XS-8
30 OF 30