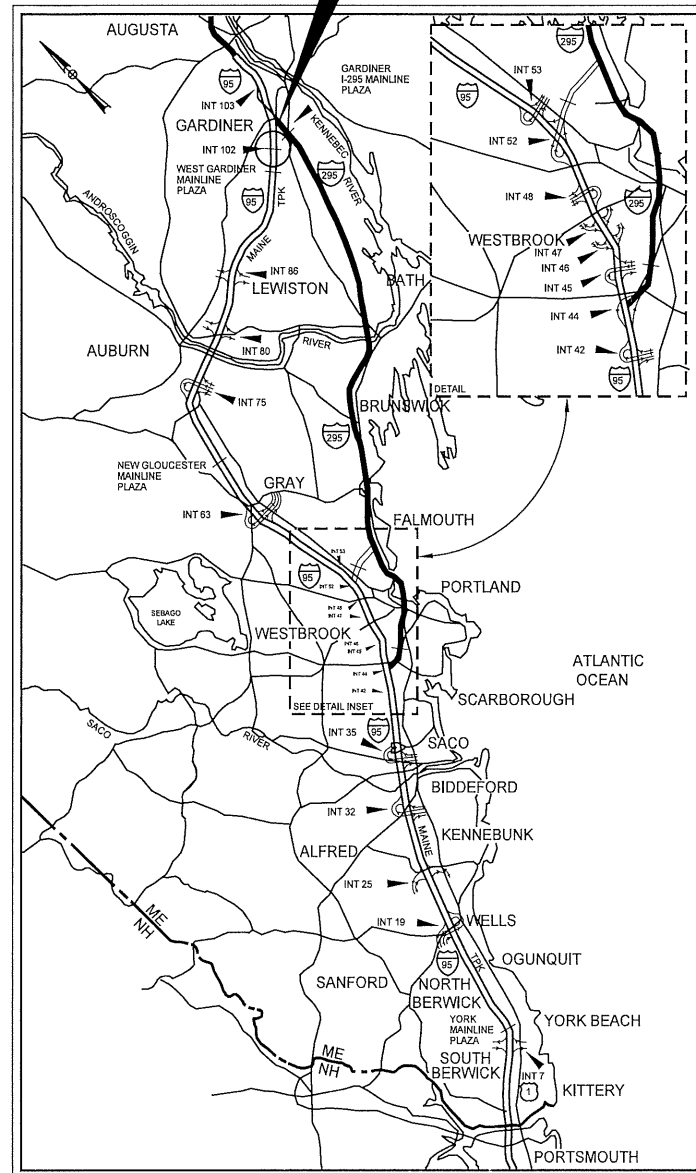


Date: 11/15/2022

Filename: ... \001\_Title\_01.dgn

Contract 2023.02  
New On Ramp  
Exit 102, Interchange Ramp "A"  
(Mile 102.0)



LOCATION MAP



THE GOLD STAR  
MEMORIAL HIGHWAY

# MAINE TURNPIKE AUTHORITY

DANIEL E. WATHEN, CHAIR  
ROBERT D. STONE, VICE CHAIR  
MICHAEL J. CIANCHETTE, MEMBER  
JANE L. LINCOLN, MEMBER  
ANDREW J. MCLEAN, MEMBER  
THOMAS J. ZUKE, MEMBER  
BRUCE A. VAN NOTE, EX-OFFICIO MEMBER

S. PETER MILLS, EXECUTIVE DIRECTOR

## CONTRACT 2023.02

### NEW ON RAMP EXIT 102, INTERCHANGE RAMP "A" MILE 102.0

#### INDEX OF SHEETS

SHEET NO.	DESCRIPTION
1	TITLE SHEET
2	ESTIMATED QUANTITIES
3	CONSTRUCTION NOTES & EARTHWORK SUMMARY
4	GENERAL NOTES
5-9	TYPICAL SECTIONS
10-13	DETAILS
14	GENERAL PLANS LAYOUT
15-20	GENERAL PLANS
21-24	GENERAL PLANS - REMOVAL OF EXISTING RAMP
25-26	BRIDGE REMOVAL PLANS
27-31	PROFILES
32-33	GEOMETRIC PLANS
34-49	CROSS SECTIONS - ROUTE 9/126
50-68	CROSS SECTIONS - SB ON RAMP
69-71	DISTURBANCE IMPACT PLANS
72-84	SIGNING AND STRIPING
85-86	SIGN SUMMARY
87-88	MAINTENANCE OF TRAFFIC DETAILS
89-92	BORING LOGS

APPROVED:

MAINE TURNPIKE AUTHORITY

*Peter S. Werfeld*

11/20/22

PETER S. WERFELD, P.E. - CHIEF OPERATIONS OFFICER


DATE

*Stephen B. Carter*

11/20/22

STEPHEN B. CARTER, P.E. - DIRECTOR OF ENGINEERING & CHIEF ENGINEER

DATE



*Anthony Grande*

Anthony Grande, P.E.  
Consultant Project Manager

11/15/2022  
DATE

Contract 2023.02

Date: 11/15/2022

ESTIMATED QUANTITIES			
ITEM NO.	DESCRIPTION	QUANTITY	UNIT
201.11	Clearing	AC	2.9
201.23	Removing Single Tree Top Only	EA	1
201.24	Removing Stump	EA	1
202.08	Removing Building No. 1: 7 Ronnie Street	LS	1
202.12	Removing Existing Structural Concrete	CY	16
202.15	Removing Existing Manhole or Catch Basin	EA	1
202.193	Removing Existing Bridge (Struct. Steel = 76 T, Conc. = 570 CY)	LS	1
202.202	Removing Pavement Surface	SY	14000
202.203	Pavement Butt Joints	SY	32
203.2	Common Excavation	CY	14300
203.24	Common Borrow	CY	2300
203.25	Granular Borrow	CY	970
203.33	Special Fill	CY	24
211.3	Ditch Excavation	LF	1400
304.1	Aggregate Subbase Course - Gravel	CY	9600
304.14	Aggregate Subbase Course - Type A	CY	2400
403.207	Hot Mix Asphalt 19.0 MM HMA	T	720
403.208	Hot Mix Asphalt 12.5 MM HMA Surface	T	760
403.209	Hot Mix Asphalt 9.5 MM HMA (Incid.)	T	63
403.211	Hot Mix Asphalt (Shim)	T	130
403.213	Hot Mix Asphalt 12.5 MM HMA Base	T	470
404.2081	Hot Mix Asphalt 12.5 MM HMA Polymer Modified	T	430
409.15	Bituminous Tack Coat Applied	GAL	790
419.3	Sawing Bituminous Pavement	LF	3400
524.4	Protective Shielding	SY	550
526.306	Temporary Concrete Barrier, Type I - Supplied by the Authority	LS	1
527.341	Work Zone Crash Cushions - TL-3	UNIT	3
603.15	12" Culvert Pipe Option I	LF	46
603.159	12" Culvert Pipe Option III	LF	8
603.16	15" Culvert Pipe Option I	LF	71
603.175	18" Reinforced Concrete Pipe Class III	LF	116
603.179	18" Culvert Pipe Option III	LF	34
603.28	Concrete Collar for Reinforcing Concrete Pipe	EA	2
603.47	60" Reinforced Concrete Pipe Class IV	LF	80
604.246	Catch Basin Type F5	EA	1
606.1301	31" W-Beam Guardrail, Mid-Way Splice-Single Faced	LF	680
606.1302	31" W-Beam Guardrail, Mid-Way Splice-DBI Faced	LF	370
606.1306	31" W-Beam Guardrail, Mid-Way Splice Tangent Terminal	EA	1
606.1307	31" W-Beam Guardrail, Mid-Way Splice Flared Terminal	EA	1
606.352	Reflectorized Beam Guardrail Delineators	EA	27
606.356	Underdrain Delineator Post	EA	14
606.3561	Delineator Post - Remove And Reset	EA	5
606.3631	Guardrail Remove and Dispose	LF	2300
607.09	Woven Wire Fence - Metal Posts	LF	910
607.17	Chain Link Fence - 6'	LF	120


ESTIMATED QUANTITIES			
ITEM NO.	DESCRIPTION	QUANTITY	UNIT
607.32	Bracing Assembly Type I Metal Post	EA	1
607.33	Bracing Assembly Type II Metal Post	EA	3
609.34	Curb Type 5	LF	1200
609.35	Curb Type 5 - Circular	LF	120
610.08	Plain Riprap	CY	75
610.181	Temporary Stone Check Dam	CY	30
613.319	Erosion Control Blanket	SY	5800
615.07	Loam	CY	3400
618.13	Seeding Method Number 1	UNIT	8
618.14	Seeding Method Number 2	UNIT	280
619.1201	Mulch - Plan Quantity	UNIT	280
620.58	Erosion Control Geotextile	SY	180
626.122	Quazite Junction Box (18X11)	EA	7
626.22	Non-Metallic Conduit	LF	2000
626.32	24" Diameter Foundation	EA	6
626.33	30" Foundation, 8-Foot or less Foundation	EA	6
626.38	Ground Mounted Cabinet Foundation	EA	1
626.3412	Conventional Light Standard With LED Fixture - Supplied By The Authority	EA	5
627.712	White or Yellow Pavement Marking Line	LF	12000
627.75	White Or Yellow Pavement And Curb Marking	SF	38
627.77	Removing Existing Pavement Markings	SF	320
627.78	Temporary 4" Paint Pavement Marking Line White Or Yellow	LF	4900
629.05	Hand Labor, Straight Time	HR	40
631.12	All-Purpose Exc (Inc Operator)	HR	40
631.172	Truck-Large (Inc Operator)	HR	80
631.22	Front End Loader (Inc Oper)	HR	20
631.36	Foreperson	HR	20
634.1612	Highway Lighting Panel and Service Upgrades	LS	1
645.105	Remove and Stack Sign	EA	35
645.109	Remove and Reset Sign	EA	9
645.162	Breakaway Device Multi Pole	EA	4
645.251	Roadside Guide Sign, Type I	SF	397
645.2511	Sheet Aluminum Overlay, Type I	SF	394
645.271	Regulatory, Warning, Confirmation and Route Assembly, Type I	SF	251
645.289	Steel H-Beam Poles	LBS	1340
645.511	LED Flashing Sign	EA	2
652.3	Flashing Arrow	EA	2
652.33	Drum	EA	125
652.34	Cone	EA	50
652.35	Construction Signs	SF	1240
652.361	Maintenance of Traffic Control Devices	LS	1
652.38	Flaggers	HR	480
652.41	Portable Changeable Message Sign	EA	4
652.45	Truck Mounted Attenuator	CD	100
652.451	Automated Trailer Mounted Speed Limit Sign	CD	80
656.5	Baled Hay, In Place	EA	50
656.632	30" Temporary Silt Fence	LF	3600
659.1	Mobilization	LS	1

Filename: ... \002\_Estimated\_Quantities.dgn

Scale: NOT TO SCALE

No.	Revision	By	Date


Designed by:



CONSULTANT PROJECT MANAGER: A. Grande

	By	Date		By	Date
Designed	JBD	11/15/2022	Checked	ECF	11/15/2022
Drawn	AGC	11/15/2022	In Charge of	AG	11/15/2022

VANASSE HANGEN BRUSTLIN, INC.  
 500 Southborough Dr.  
 Suite 105B  
 South Portland, ME 04106  
 TEL (207) 889-3150  
 FAX (207) 253-5596



**THE GOLD STAR  
MEMORIAL HIGHWAY**

MTA PROJECT MANAGER: Ryan Barnes, PE, CPESC

WEST GARDINER  
EXIT 102  
ESTIMATED QUANTITIES

VHB: 55327.00 SHEET NUMBER: 2  
 CONTRACT: 2023.02 2 OF 92







**GENERAL**

1. ALL WORK SHALL BE IN CONFORMANCE WITH MAINE DEPARTMENT OF TRANSPORTATION (MAINEDOT) 2014 STANDARD SPECIFICATIONS AND 2020 STANDARD DETAILS FOR HIGHWAYS AND BRIDGES WITH ALL UPDATES, AND MAINEDOT BEST MANAGEMENT PRACTICES FOR EROSION AND SEDIMENT CONTROL LATEST REVISION UNLESS OTHERWISE NOTED IN THESE PLANS OR PROJECT SPECIFICATIONS.
2. FOR CONSTRUCTION LIMITS AND RIGHT OF WAY LINES, REFER TO RIGHT OF WAY MAPS. ALL WORK MUST BE COMPLETED WITHIN THE RIGHT OF WAY SHOWN IN THESE PLANS.
3. CONNECTIONS TO EXISTING FENCE SHALL BE INCIDENTAL TO THE PROPOSED FENCE ITEMS.
4. EXISTING ROW FENCE WITHIN THE LIMITS OF WORK, AS SHOWN ON THE PLANS OR AS DIRECTED BY THE RESIDENT, SHALL BE REMOVED AND DISPOSED. THIS WORK SHALL BE INCIDENTAL TO THE PROPOSED FENCE ITEMS.
5. THE CONTRACTOR SHALL SUBMIT THEIR PROPOSED STAGING AREA(S) TO THE RESIDENT FOR APPROVAL PRIOR TO STARTING WORK.
6. ALL PORTIONS OF THE EXISTING BRIDGE TO BE REMOVED SHALL BECOME THE PROPERTY OF THE CONTRACTOR.
7. COPIES OF THE AS-BUILT PLANS ARE POSTED ON THE MAINE TURNPIKE AUTHORITY WEBSITE AT WWW.MAINETURNPIKE.COM/PROJECTS/CONSTRUCTION-CONTRACTS. THE COMPLETENESS AND ACCURACY OF THESE PLANS IS NOT GUARANTEED.
8. THE PROPOSED ELEVATIONS ARE BASED ON THE NAVD 88 DATUM. THE AS-BUILT PLANS ARE BASED ON NGVD 29 DATUM.
9. NO TEMPORARY OR PERMANENT IMPACTS TO WETLANDS OUTSIDE OF THE LIMITS OF DISTURBANCE SHOWN ON THE PLAN SET ARE PERMITTED.
10. CONTRACTOR SHALL MAINTAIN ACCESS TO ALL DRIVEWAYS AND SIDE ROADS DURING CONSTRUCTION UNLESS OTHERWISE SHOWN ON THE PLANS.
11. ALL EXISTING ROADWAYS USED IN ACCESSING THE SITE SHALL REMAIN CLEAN IN ACCORDANCE WITH THE MAINEDOT STANDARD SPECIFICATIONS.
12. ACCESS THROUGH AREAS BEYOND THE LIMITS OF DISTURBANCE ARE TO BE APPROVED BY THE RESIDENT.
13. GEOTECHNICAL INFORMATION FURNISHED OR REFERRED TO IN THIS PLAN SET AND THE PROJECT'S GEOTECHNICAL REPORT IS FOR THE BIDDER'S AND CONTRACTOR'S USE. NO ASSURANCE IS GIVEN THAT THE INFORMATION OR INTERPRETATIONS WILL BE REPRESENTATIVE OF ACTUAL SUBSURFACE CONDITIONS AT THE TIME OF CONSTRUCTION. THE AUTHORITY SHALL NOT BE RESPONSIBLE FOR BIDDER'S AND CONTRACTOR'S INTERPRETATIONS OF OR CONCLUSIONS DRAWN FROM THE GEOTECHNICAL INFORMATION. THE BORING LOGS CONTAINED IN THE PLAN SET PRESENT FACTUAL AND INTERPRETIVE SUBSURFACE INFORMATION COLLECTED AT DISCRETE LOCATIONS. DATA PROVIDED MAY NOT BE REPRESENTATIVE OF THE SUBSURFACE CONDITIONS BETWEEN BORING LOCATIONS.
14. FOLLOWING THE COMPLETION OF WORK THE CONTRACTOR SHALL PROVIDE THE AUTHORITY THREE HARD COPIES OF ALL O&M MANUALS ASSOCIATED WITH THE PROJECT AND ONE LINKED, TABBED, AND SEARCHABLE PDF DOCUMENT CONTAINING ALL O&M MANUALS IN A SINGLE FILE.
15. FOLLOWING THE COMPLETION OF WORK THE CONTRACTOR SHALL PROVIDE ONE HARD COPY AND ONE LINKED, TABBED, AND SEARCHABLE PDF DOCUMENT OF ALL APPROVED SUBMITTALS ASSOCIATED WITH THE PROJECT ORGANIZED BY WORK CATEGORY.

**GUARDRAIL**

1. AT THE END OF THE WORKDAY, EVERYDAY, THE CONTRACTOR IS REQUIRED TO HAVE AN APPROVED CRASHWORTHY END TREATMENT ON ALL GUARDRAIL AND BARRIER WITHIN ALL WORK AREAS THAT ARE ACCESSIBLE TO TRAFFIC.
2. CONNECTIONS FOR PROPOSED GUARDRAIL TO EXISTING GUARDRAIL SHALL BE INCIDENTAL TO THE PROPOSED GUARDRAIL ITEMS.
3. ALL PROPOSED GUARDRAIL AND RESET GUARDRAIL SHALL BE INSTALLED IN A MANNER TO AVOID ALL EXISTING SUBSURFACE FEATURES.
4. ON ROUTE 9/I26, TWO GUARDRAIL DELINEATOR POSTS SHALL BE INSTALLED AT EACH END OF THE GUARDRAIL TERMINALS. ON THE ON RAMP, TWO DELINEATOR POSTS ON THE LEADING END AND ONE DELINEATOR POST ON THE TRAILING END SHALL BE INSTALLED AT EACH GUARDRAIL TERMINAL.
5. DELINEATORS SHALL BE SPACED AT 264' ON THE MAINE TURNPIKE. CONFIRM LAYOUT WITH THE RESIDENT.
6. GUARDRAIL WHICH IS REMOVED AND NOT REUSED ON THE PROJECT SHALL BECOME THE PROPERTY OF THE CONTRACTOR.
7. DAMAGE TO EXISTING PAVEMENT OR NEW PAVEMENT DUE TO THE INSTALLATION OF NEW OR RESET GUARDRAIL SHALL BE REPAIRED AND PAYMENT SHALL BE INCIDENTAL TO GUARDRAIL ITEMS.

**UTILITY**

1. EXISTING UTILITIES ON THESE PLANS WERE COMPILED FROM EXISTING PLANS AND VARIOUS OTHER SOURCES. LOCATIONS ARE NOT GUARANTEED TO BE ACCURATE NOR IS IT GUARANTEED THAT ALL UTILITIES ARE SHOWN. NO SEPARATE OR ADDITIONAL COMPENSATION WILL BE ALLOWED TO THE CONTRACTOR DUE TO ANY VARIANCE BETWEEN THE DATA SHOWN ON THE PLANS AND THE ACTUAL FIELD CONDITIONS ENCOUNTERED. NO WORK SHALL BE STARTED UNTIL THE OWNERS OF THE VARIOUS UTILITIES ARE NOTIFIED BY THE CONTRACTOR OF THE PROPOSED CONSTRUCTION. THE CONTRACTOR IS ALSO REQUIRED TO CALL DIG SAFE AT 1-888-344-7233 AT LEAST 72 HOURS PRIOR TO THE START OF THE WORK.
2. THE CONTRACTOR SHALL NOTIFY ALL NON-MEMBERS THROUGH WWW.OKtoDIG.COM OR AS OTHERWISE REQUIRED BY THE MAINE PUBLIC UTILITIES COMMISSION. ALL PROPOSED SIGN LOCATIONS AND EXCAVATION LOCATIONS SHALL BE MARKED AT THE NOTIFICATION TIME. NO EXCAVATION SHALL BE PERMITTED UNTIL THE AUTHORITY HAS LOCATED AND MARKED ITS UNDERGROUND UTILITIES. THE RESIDENT ENGINEER SHALL BE PROVIDED AN ELECTRONIC COPY OF ALL DIG SAFE TICKETS WITHIN 24 HOURS OF THEIR RELEASE FOR PROJECT NOTIFICATIONS AND 3RD PARTY UTILITY LOCATER COORDINATION.
3. THE CONTRACTOR SHALL NOTIFY THE RESIDENT 10 CALENDAR DAYS PRIOR TO SUBMITTING A UTILITY LOCATE REQUEST THROUGH DIG SAFE SO THAT THE RESIDENT CAN ARRANGE FOR MAINE TURNPIKE UNDERGROUND UTILITY LOCATION. ALL PROPOSED SIGN LOCATIONS AND EXCAVATION LOCATIONS SHALL BE MARKED AT THE NOTIFICATION TIME.
4. FOLLOWING THE COMPLETION OF THE INITIAL UTILITY LOCATE, THE CONTRACTOR WILL GPS ALL UTILITIES WITHIN THE PROJECT LIMITS AND PROVIDE A COPY OF THE DIG SAFE RECORDS TO THE AUTHORITY. THE CONTRACTOR, ACTING AS THE AUTHORITY'S THIRD PARTY LOCATOR SHALL BE RESPONSIBLE FOR REMARKING ALL MAINE TURNPIKE FACILITIES WHEN A DIG SAFE UTILITY LOCATE IS CALLED IN FOR THE PROJECT.

5. SEE SPECIFICATIONS FOR REQUIRED UTILITY COORDINATION.
6. ALL UTILITY FACILITIES SHALL BE ADJUSTED BY THE RESPECTIVE UTILITIES UNLESS NOTED.
7. THE UTILITIES INVOLVED IN THIS CONTRACT ARE:  
CENTRAL MAINE POWER (CMP)  
CHARTER COMMUNICATIONS  
CONSOLIDATED COMMUNICATIONS  
MAINE TURNPIKE AUTHORITY

**LIGHTING**

1. ALL NEW LIGHTING STANDARDS SHALL BE PLACED ON NEW 24" FOUNDATIONS.
  2. BREAKWAY COUPLINGS ARE REQUIRED FOR ALL PERMANENT LIGHT POLES.
  3. LOCATION OF ELECTRICAL CONDUIT IS SCHEMATIC ONLY.
  4. CONTRACTOR MAY ENCOUNTER EXISTING ASBESTOS CEMENT CONDUIT AND SHALL TAKE EXTREME CARE NOT TO DAMAGE IT. ALL EXISTING CONDUIT THAT REQUIRES REMOVAL DUE TO NEW CONSTRUCTION SHALL BE REMOVED PER THE SPECIFICATIONS, SPECIAL PROVISION 202 AND AS DIRECTED BY THE RESIDENT.
  5. ALL WIRE SHALL BE COPPER, NO ALUMINUM WIRE IS ALLOWED.
  6. ALL LIGHT STANDARD FOUNDATIONS AND CONDUIT TRENCHES SHALL BE INSTALLED IN A MANNER TO AVOID DRAINAGE STRUCTURES AND UTILITIES.
  7. CONTRACTOR SHALL ONLY EXCAVATE AN AMOUNT OF UTILITY TRENCH THAT CAN BE BACKFILLED IN THE SAME DAY. UTILITY TRENCHES SHALL NOT BE LEFT OPEN OVERNIGHT.
  8. THE CONTRACTOR SHALL VERIFY THE VOLTAGE TO THE HIGHWAY LIGHTING AND SHALL NOTE VOLTAGE IN SHOP DRAWING SUBMITTALS.
  9. EXISTING LIGHT STANDARD FOUNDATIONS SHALL BE REMOVED. PAYMENT SHALL BE INCIDENTAL TO THE COMMON EXCAVATION. SEE SPECIFICATIONS FOR ADDITIONAL INFORMATION.
  10. PROPOSED NON-METALLIC CONDUIT SHALL BE 3" SCHEDULE 80 PVC AND CONTAIN 2 #2 AND 1 #6 (GROUND) WIRES.
  11. EXISTING LIGHT STANDARDS SHALL BE REMOVED AND BECOME THE PROPERTY OF THE CONTRACTOR. THIS WORK WILL BE CONSIDERED INCIDENTAL TO THE CONTRACT.
- EROSION CONTROL**
1. THE ANTICIPATED EROSION CONTROL DEVICES ARE SHOWN ON THE PLANS. THE CONTRACTOR SHALL PROPOSE ACTUAL TYPE AND LOCATION OF DEVICES FOR APPROVAL BY THE RESIDENT. ADDITIONAL DEVICES MAY BE PROPOSED BY THE CONTRACTOR TO IMPLEMENT ADDITIONAL MEASURES. ANY ADDITIONAL MEASURES APPROVED BY THE RESIDENT WILL BE MEASURED FOR PAYMENT.
  2. TEMPORARY SEED SHALL BE APPLIED TO ALL DISTURBED AREAS THAT WILL NOT BE COMPLETED WITHIN 30 DAYS.
  3. ALL TEMPORARY AND PERMANENT EROSION CONTROL DEVICES SHALL BE INSTALLED IN ACCORDANCE WITH THE MAINEDOT BEST MANAGEMENT PRACTICES (BMPS).
  4. TEMPORARY STONE CHECK DAMS SHALL BE INSTALLED IN ACCORDANCE WITH THE MAINEDOT BMPS.
  5. EROSION CONTROL BLANKET, ITEM 613.319 SHALL BE INSTALLED ON 2:1 SLOPES FROM THE TOP TO TOE OF SLOPE. LOAM AND SEED SHALL BE PLACED PRIOR TO THE INSTALLATION OF THE EROSION CONTROL BLANKET.
  6. PLACE LOAM 4 INCHES DEEP ON ALL NEW OR RECONSTRUCTED SIDE SLOPES OR AS DIRECTED BY THE RESIDENT.
  7. NEWLY DISTURBED EARTH SHALL BE MULCHED IN ACCORDANCE WITH SUPPLEMENTAL SPECIFICATION 656. THIS WORK SHALL BE PAID FOR UNDER ITEM 619.1201 TEMPORARY MULCH
  8. UNLESS OTHERWISE NOTED, SEEDING METHOD NO. 2 SHALL BE UTILIZED ON ALL DISTURBED AREAS.
  9. CONTRACTOR SHALL BE RESPONSIBLE FOR PLACEMENT AND MAINTENANCE OF EROSION CONTROL ITEMS AROUND STOCKPILES, IN ACCORDANCE WITH "MAINE EROSION AND SEDIMENT CONTROL HANDBOOK FOR CONSTRUCTION: BEST MANAGEMENT PRACTICES". PAYMENT FOR THESE ITEMS SHALL BE INCIDENTAL TO THE MATERIAL STOCKPILED.

**DRAINAGE**



1. NO EXISTING DRAINAGE SHALL BE ABANDONED, REMOVED OR PLUGGED WITHOUT PRIOR APPROVAL OF THE RESIDENT.
2. INLETS AND OUTLETS OF ALL CULVERTS SHALL BE RIPRAPPED UNLESS OTHERWISE NOTED ON THE PLANS OR DIRECTED BY THE RESIDENT.
3. ALL DITCH ELEVATIONS AND OFFSETS SHOWN ON THE CROSS SECTIONS ARE FOR THE FINISHED DITCH FLOW LINE.
4. IF FOUNDATION MATERIAL IS REQUIRED UNDER CULVERTS, IT SHALL MEET THE REQUIREMENTS FOR GRANULAR BORROW - UNDERWATER BACKFILL AND SHALL BE PAID FOR AS GRANULAR BORROW.
5. CATCH BASINS SHALL BE SET TO FINAL GRADE UTILIZING CONCRETE. BRICK AND MORTAR WILL NOT BE ALLOWED.

**EARTHWORK**

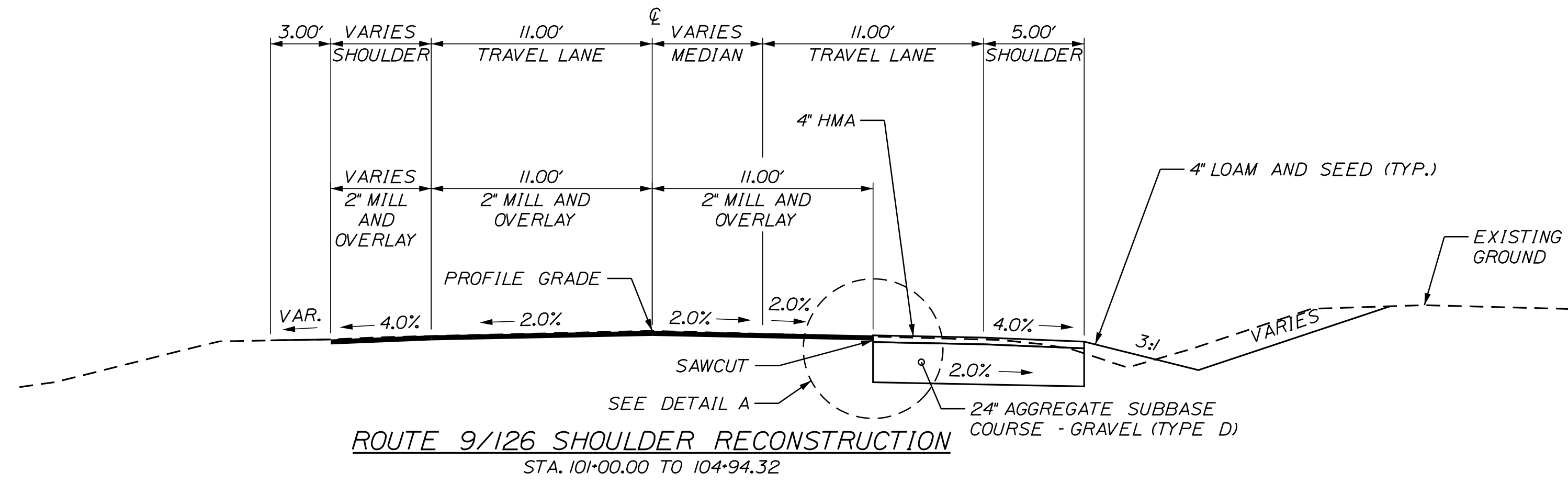
1. DO NOT EXCAVATE FOR AGGREGATE SUBBASE COURSE WHERE EXISTING MATERIAL IS SUITABLE AS DETERMINED BY THE RESIDENT.
2. THE CONTRACTOR SHALL MINIMIZE SLOPE DISTURBANCES WHERE POSSIBLE, AS DIRECTED BY THE RESIDENT.
3. WASTE MATERIALS SHALL BE DISPOSED OF OFF THE PROJECT SITE, IN ACCORDANCE WITH ALL ENVIRONMENTAL REGULATIONS.
4. GRANULAR BORROW SHALL BE USED TO BACK FILL MUCK/PEAT EXCAVATION OR IN LOW WET AREAS AS DIRECTED BY THE RESIDENT TO 1' ABOVE WATER LEVEL OR OLD GROUND. GRANULAR BORROW SHALL MEET THE REQUIREMENTS OF GRANULAR BORROW - UNDERWATER BACKFILL AND WILL BE PAID FOR AS GRANULAR BORROW.
5. CLEARING LIMITS SHALL BE 10' BEYOND AND PARALLEL TO THE CONSTRUCTION SLOPE LINES OR AS SHOWN ON THE PLAN UNLESS OTHERWISE AUTHORIZED BY THE RESIDENT. THE ACTUAL CLEARING LINES SHALL BE ESTABLISHED IN THE FIELD BY THE CONTRACTOR AND SHALL BE PROVIDED BY THE RESIDENT PRIOR TO ANY CLEARING TAKING PLACE.
6. CLEARING IS NOT ALLOWED FROM APRIL 1ST TO JULY 31ST.
7. GRUBBING IN FILL AND MUCK EXCAVATION HAVE BEEN SHOWN ON THE CROSS SECTIONS. THESE LIMITS ARE APPROXIMATE AND HAVE BEEN USED FOR QUANTITY ESTIMATION PURPOSES ONLY. ACTUAL LIMITS MAY VARY BASED ON FIELD CONDITIONS AND AS DIRECTED BY THE RESIDENT.

Date: 11/15/2022

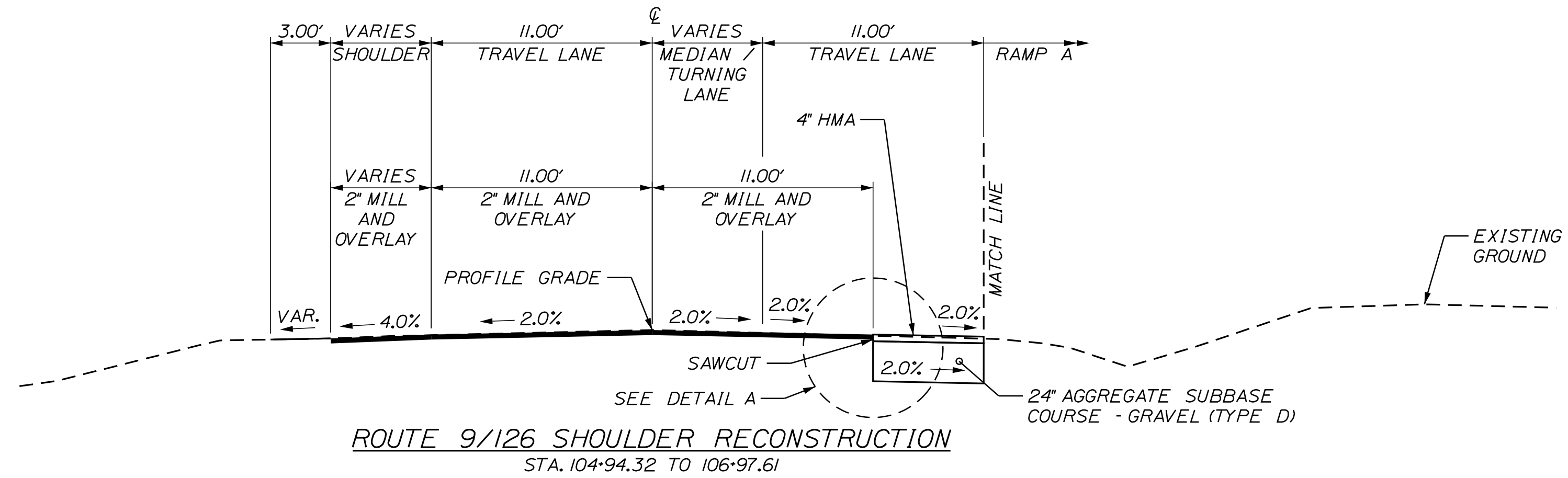
Filename: ...004 - General\_Notes.dgn

Scale:		Designed by:				VANASSE HANGEN BRUSTLIN, INC. 500 Southborough Dr. Suite 105B South Portland, ME 04106 TEL (207) 889-3150 FAX (207) 253-5596				<b>THE GOLD STAR MEMORIAL HIGHWAY</b>		WEST GARDINER EXIT 102 GENERAL NOTES																											
<table border="1" style="width: 100%; border-collapse: collapse;"> <thead> <tr> <th style="width: 5%;">No.</th> <th style="width: 15%;">Revision</th> <th style="width: 5%;">By</th> <th style="width: 5%;">Date</th> </tr> </thead> <tbody> <tr><td> </td><td> </td><td> </td><td> </td></tr> <tr><td> </td><td> </td><td> </td><td> </td></tr> <tr><td> </td><td> </td><td> </td><td> </td></tr> </tbody> </table>		No.	Revision											By	Date													CONSULTANT PROJECT MANAGER: A. Grande		<table border="1" style="width: 100%; border-collapse: collapse;"> <thead> <tr> <th style="width: 5%;">By</th> <th style="width: 15%;">Date</th> <th style="width: 5%;">By</th> <th style="width: 5%;">Date</th> </tr> </thead> <tbody> <tr> <td>Designed</td> <td>JBD 11/15/2022</td> <td>Checked</td> <td>ECF 11/15/2022</td> </tr> <tr> <td>Drawn</td> <td>AGC 11/15/2022</td> <td>In Charge of</td> <td>AG 11/15/2022</td> </tr> </tbody> </table>		By	Date	By	Date	Designed	JBD 11/15/2022	Checked	ECF 11/15/2022
No.	Revision	By	Date																																				
By	Date	By	Date																																				
Designed	JBD 11/15/2022	Checked	ECF 11/15/2022																																				
Drawn	AGC 11/15/2022	In Charge of	AG 11/15/2022																																				

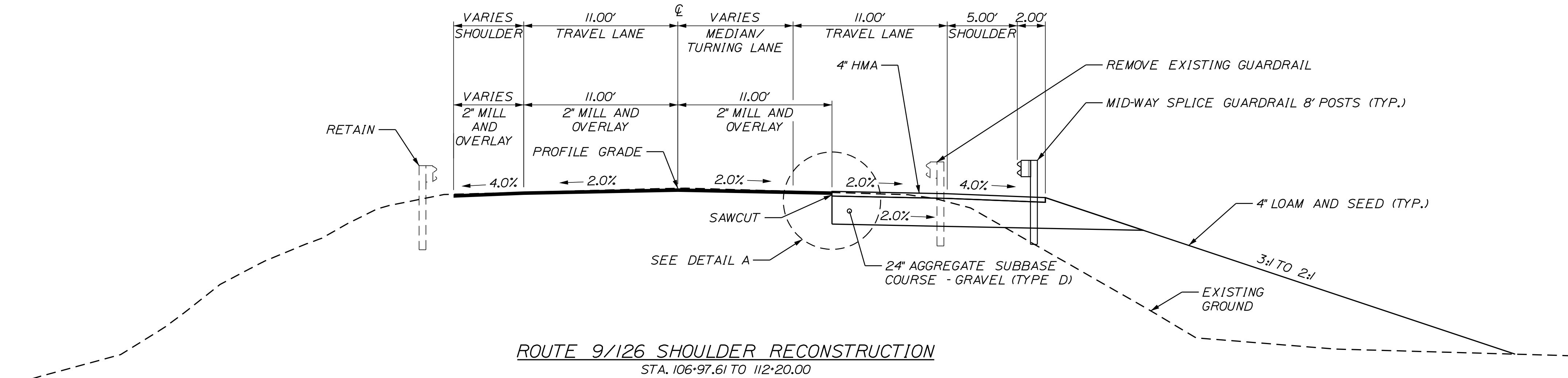
Date: 11/15/2022



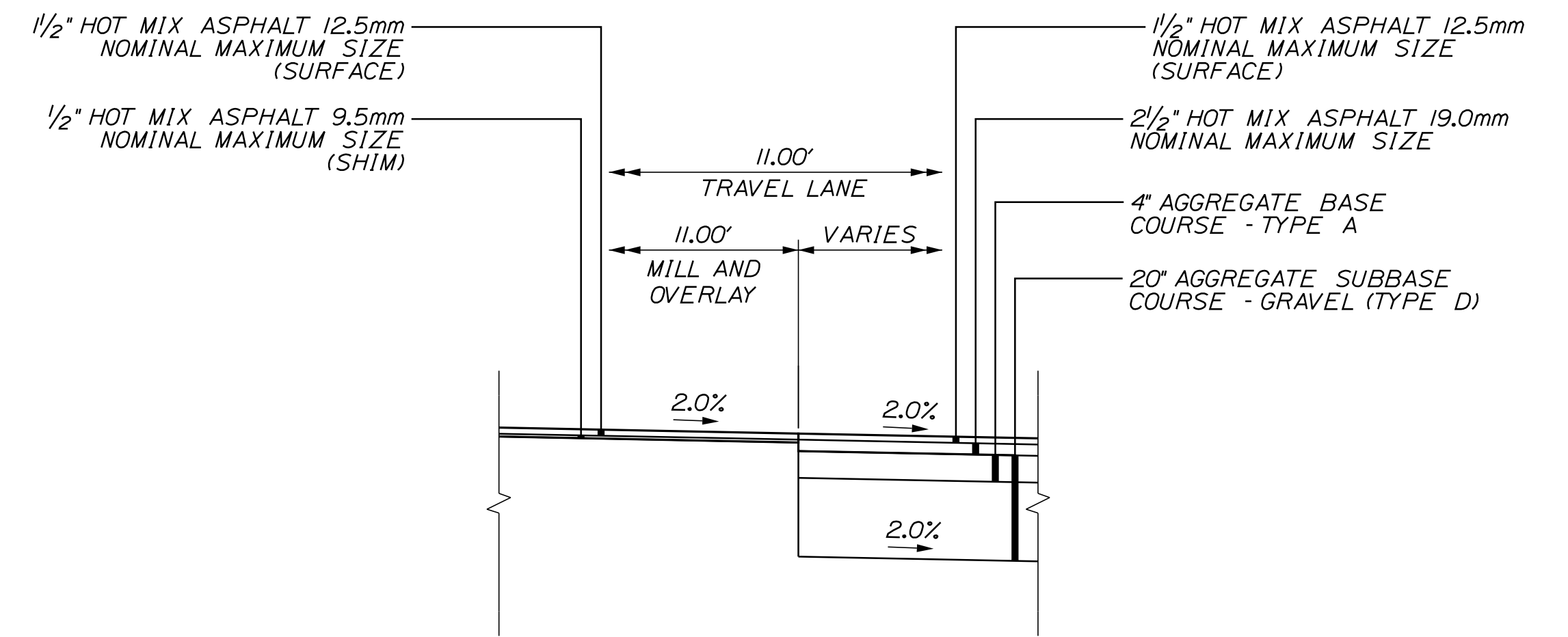
**ROUTE 9/126 SHOULDER RECONSTRUCTION**  
STA. 101+00.00 TO 104+94.32



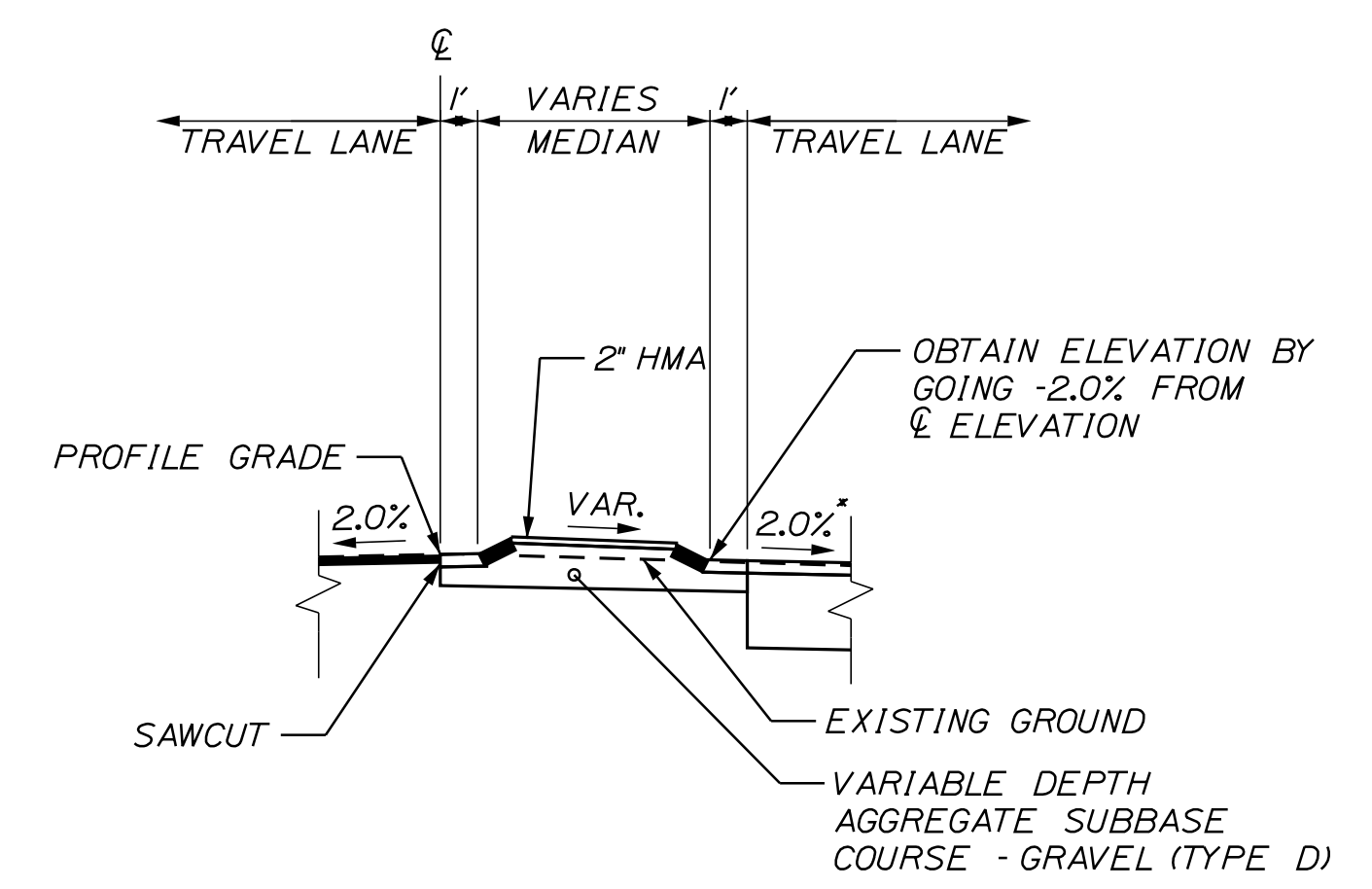
**ROUTE 9/126 SHOULDER RECONSTRUCTION**  
STA. 104+94.32 TO 106+97.61



**ROUTE 9/126 SHOULDER RECONSTRUCTION**  
STA. 106+97.61 TO 112+20.00



**DETAIL A**



**ROUTE 9/126 MEDIAN ISLAND CONSTRUCTION**

STA. 104+16.91 TO 105+54.50  
STA. 108+59.67 TO 109+53.53

\*NOTE: 2.0% SLOPE FROM CL

**NOTES:**

1. THE PAVEMENT, BASE AND SUBBASE DEPTHS AS SHOWN ON THE PLANS ARE INTENDED TO BE NOMINAL.
2. THE STATIONING SHOWN UNDER EACH TYPICAL IS APPROXIMATE.

Filename: ...005...Typicals\_1.dgn

Scale: Not to Scale			
No.	Revision	By	Date

Designed by:			
CONSULTANT PROJECT MANAGER: A. Grande			
	By	Date	
	JBD	11/15/2022	
	Checked	ECF	11/15/2022
	By	Date	
	Drawn	AGC	11/15/2022
	In Charge of	AG	11/15/2022

VANASSE HANGEN BRUSTLIN, INC.  
500 Southborough Dr.  
Suite 105B  
South Portland, ME 04106  
TEL (207) 889-3150  
FAX (207) 253-5596

**THE GOLD STAR MEMORIAL HIGHWAY**

MTA PROJECT MANAGER: Ryan Barnes, PE, CPESC

**WEST GARDINER EXIT 102**

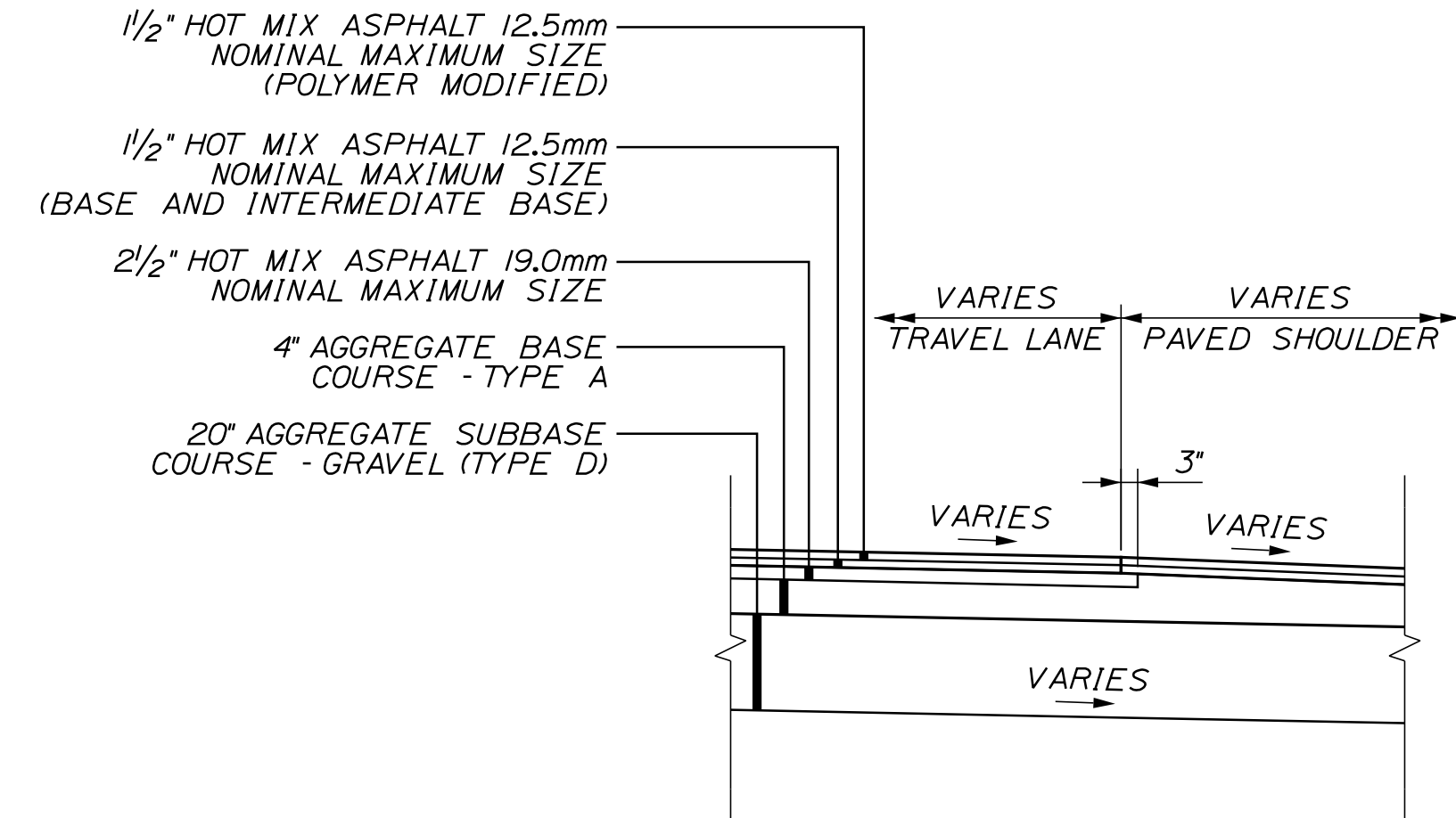
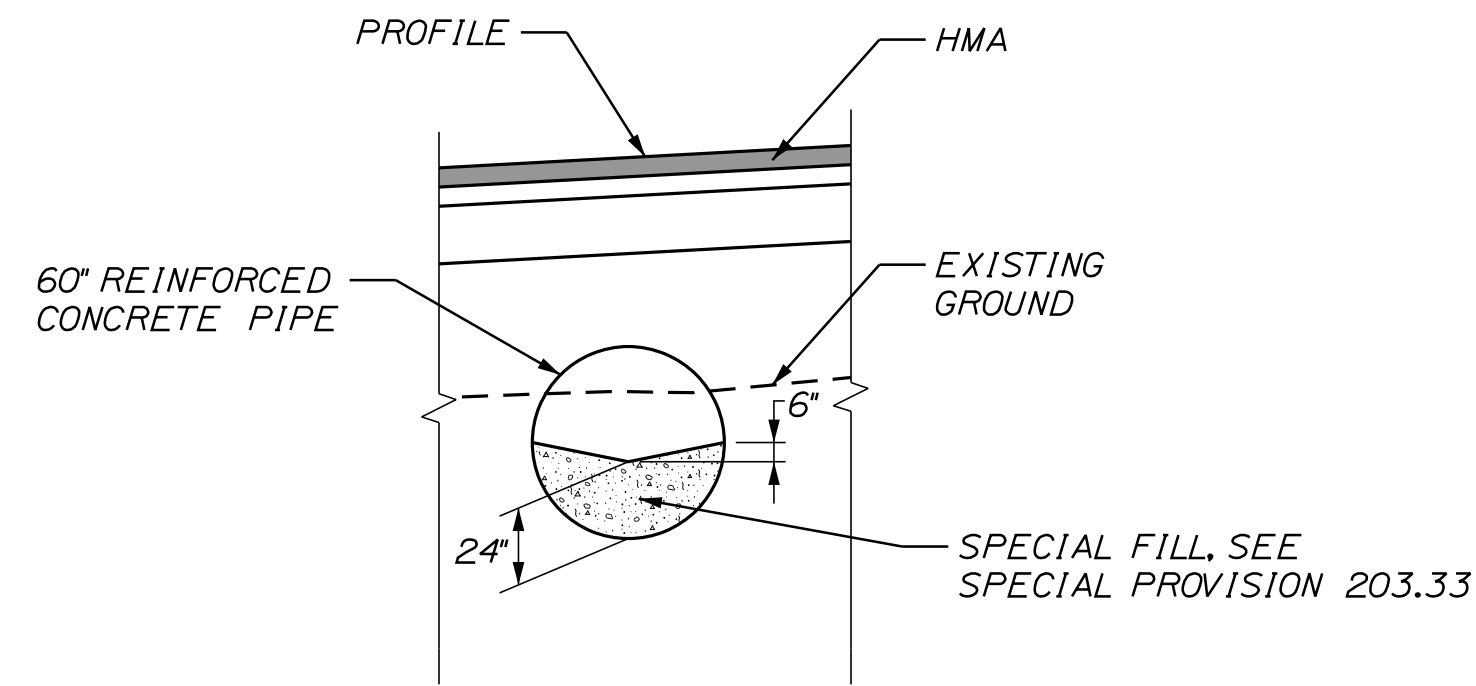
**TYPICAL SECTIONS**

VHB: 55327.00      SHEET NUMBER: 5  
CONTRACT: 2023.02      5 OF 92

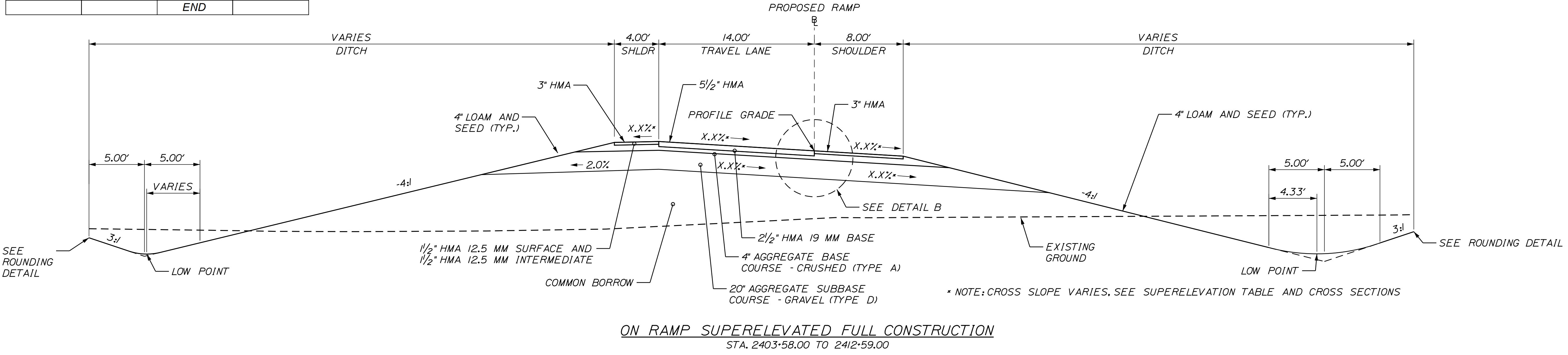
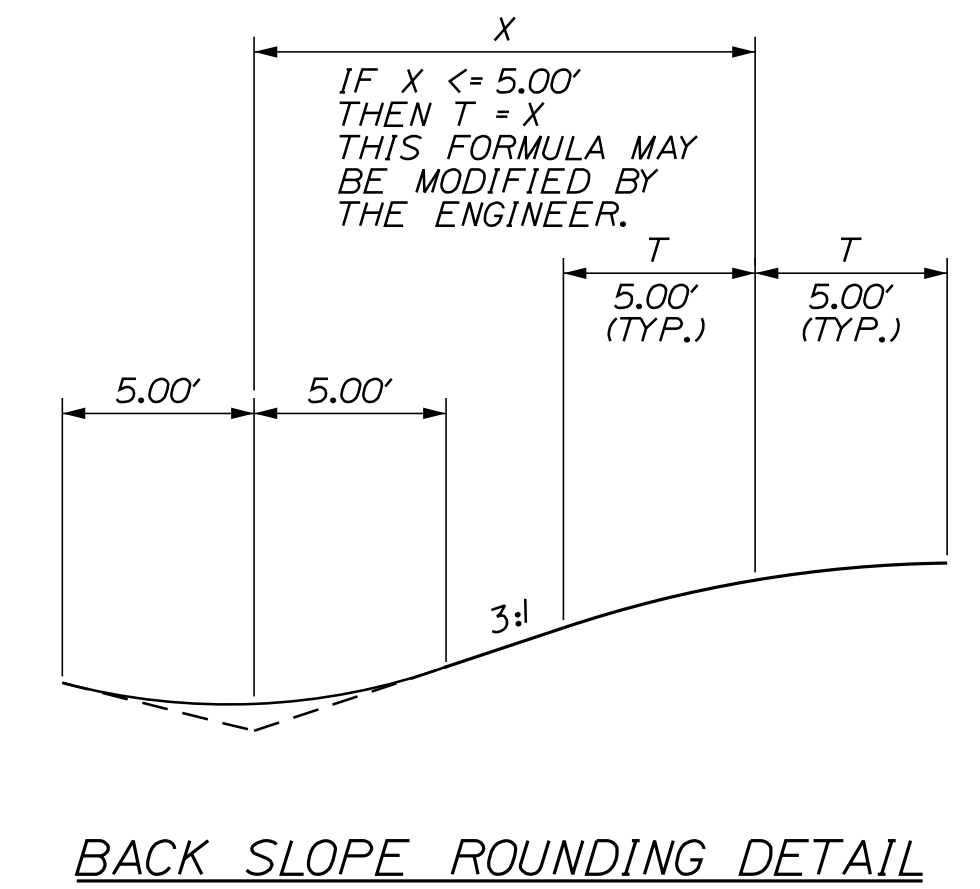
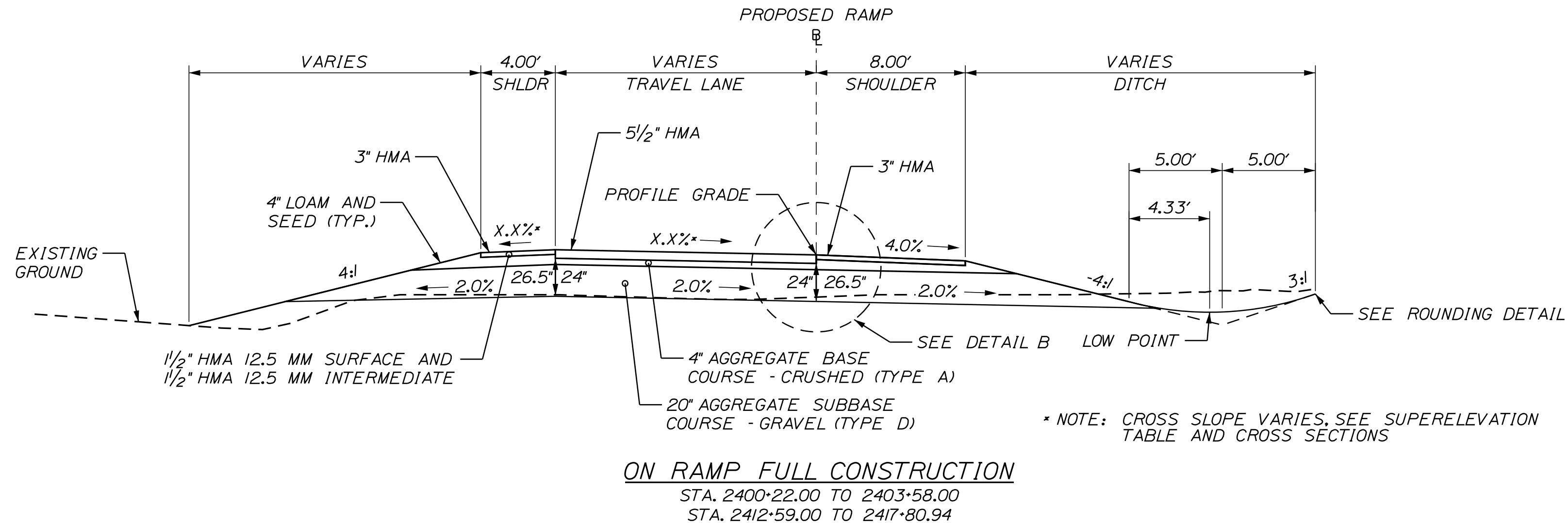


NOTES:

1. THE PAVEMENT, BASE AND SUBBASE DEPTHS AS SHOWN ON THE PLANS ARE INTENDED TO BE NOMINAL.
2. WHEN SUPERELEVATION EXCEEDS THE SLOPE OF THE LOW SIDE OF THE SHOULDER, THE LOW SIDE SHOULDER SHALL HAVE THE SAME SLOPE AS THE TRAVEL LANE.
3. CROWN FOR BOTH THE NORMAL AND SUPERELEVATED SECTIONS FOR ALL COURSES OF SUBBASE AND PAVEMENT SHALL BE STRAIGHT.
4. THE ALGEBRAIC DIFFERENCE BETWEEN THE SHOULDER AND TRAVEL LANE CROSS SLOPES "ROLLOVER" SHALL NOT EXCEED 8%.
5. THE STATIONING SHOWN UNDER EACH TYPICAL IS APPROXIMATE.
6. A COATING OF HOT RUBBERIZED ASPHALT SHALL BE APPLIED TO SURFACE LAYER OF ALL SAWCUT AND PAVEMENT JOINTS PRIOR TO PAVING. REMAINDER OF SAWCUT TO BE BITUMINOUS TACK COAT. PAYMENT SHALL BE INCIDENTAL TO THE PAVEMENT ITEMS.



RAMP A SUPERELEVATION TABLE			
LT SHLDR %	TW %	STATION	RT SHLDR %
SHOULDER	TRAVELWAY	START	SHOULDER
-4.0%	3.3%	2400+22.00	-4.0%
-4.0%	2.7%	2400+50.00	-4.0%
-4.0%	2.0%	2400+75.00	-4.0%
TO			
-4.0%	2.0%	2403+58.00	-4.0%
-4.0%	3.4%	2403+98.00	-4.0%
-3.8%	3.5%	2404+00.00	-4.0%
-2.0%	4.0%	2404+14.00	-4.0%
-2.0%	5.3%	2404+50.00	-5.3%
-2.0%	6.0%	2404+70.00	-6.0%
TO			
-2.0%	6.0%	2408+86.00	-6.0%
-0.2%	6.0%	2409+00.00	-6.0%
6.0%	6.0%	2409+50.00	-6.0%
TO			
-	6.0%	2411+47.00	-6.0%
-	5.9%	2411+50.00	-5.9%
-	4.1%	2412+00.00	-4.1%
	2.3%	2412+50.00	-2.3%
	2.0%	2412+59.00	-2.0%
TO			
	2.0%	2417+50.00	-2.0%
	MATCH	2417+80.94	MATCH
END			




Date: 11/15/2022

Filename: ... \006\_Typicals\_2.dgn

Scale: Not to Scale

No.	Revision	By	Date

Designed by:



CONSULTANT PROJECT MANAGER: A. Grande

	By	Date		By	Date
Designed	JBD	11/15/2022	Checked	ECF	11/15/2022
Drawn	AGC	11/15/2022	In Charge of	AG	11/15/2022

VANASSE HANGEN BRUSTLIN, INC.  
 500 Southborough Dr.  
 Suite 105B  
 South Portland, ME 04106  
 TEL (207) 889-3150  
 FAX (207) 253-5596



**THE GOLD STAR MEMORIAL HIGHWAY**

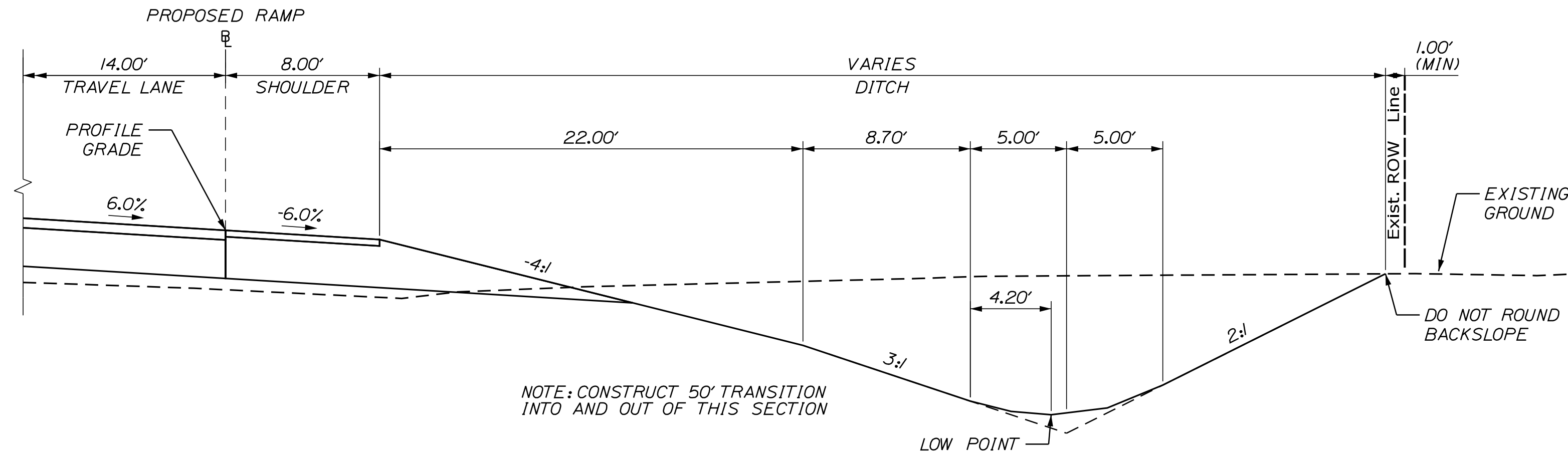
MTA PROJECT MANAGER: Ryan Barnes, PE, CPESC

WEST GARDINER  
 EXIT 102  
 TYPICAL SECTIONS

VHB: 55327.00  
 CONTRACT: 2023.02

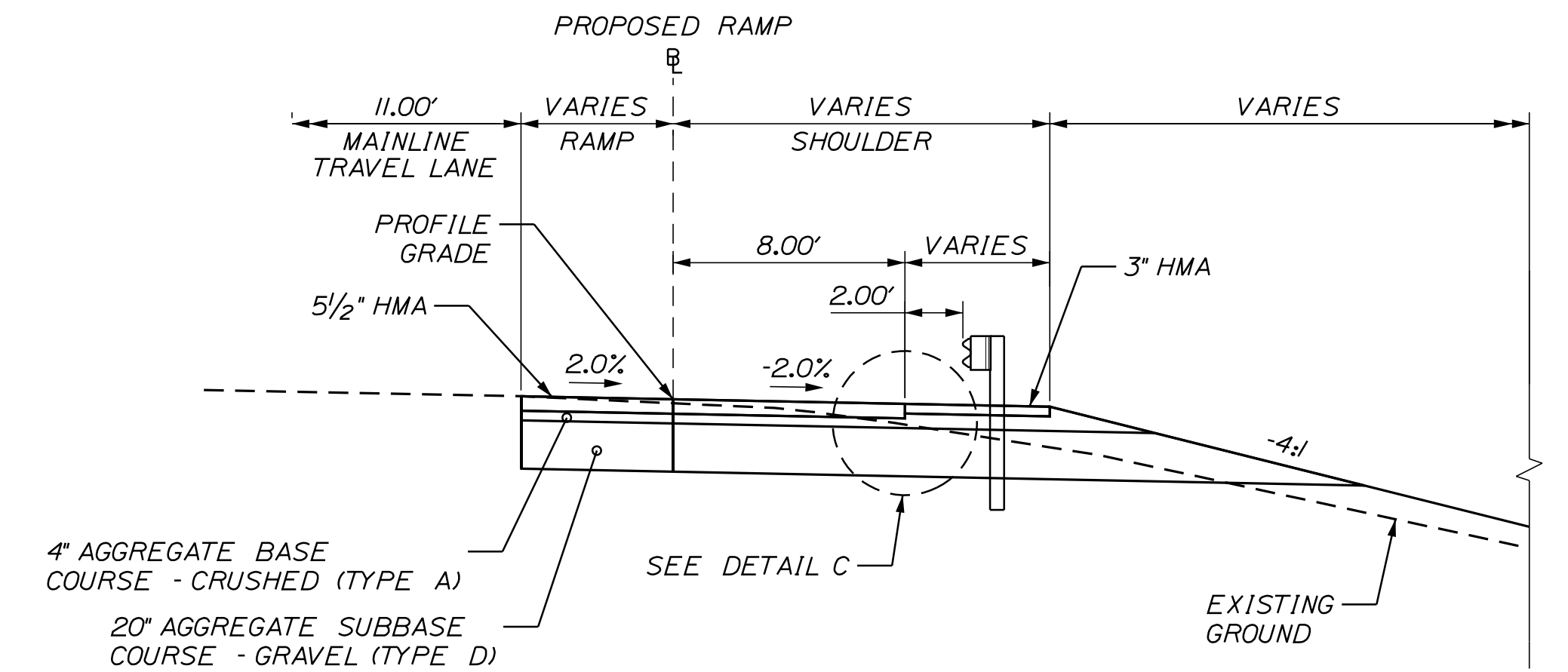
SHEET NUMBER: 6  
 6 OF 92

Date: 11/15/2022



**ON RAMP RIGHT DITCH DETAIL**  
 STA. 2409+00.00 TO 2409+50.00

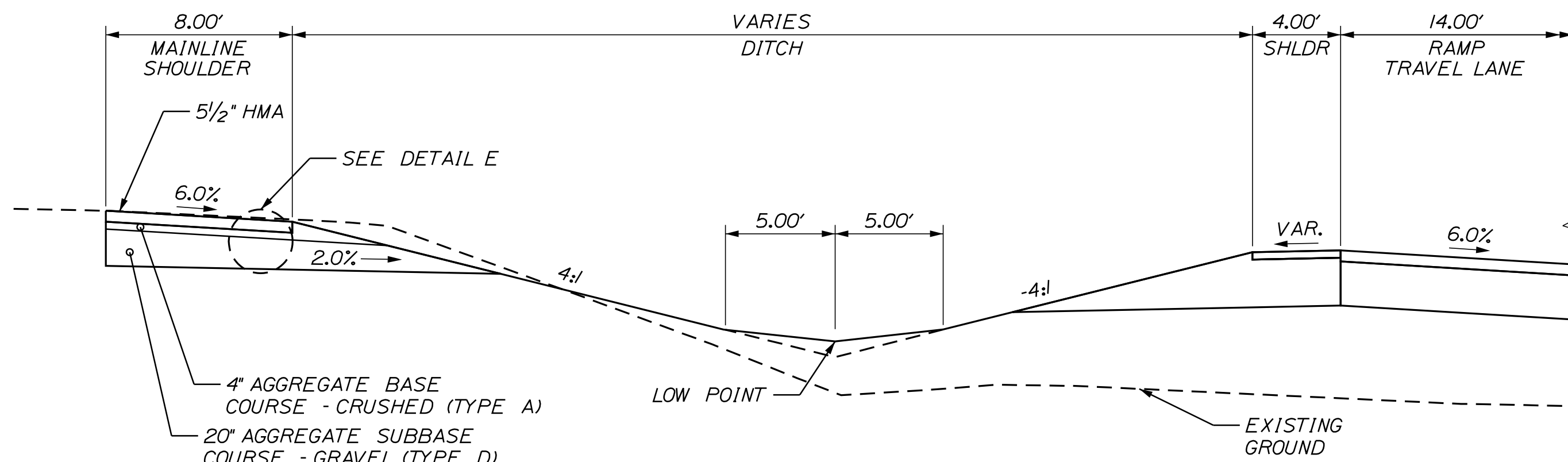
NOTE: CONSTRUCT 50' TRANSITION INTO AND OUT OF THIS SECTION



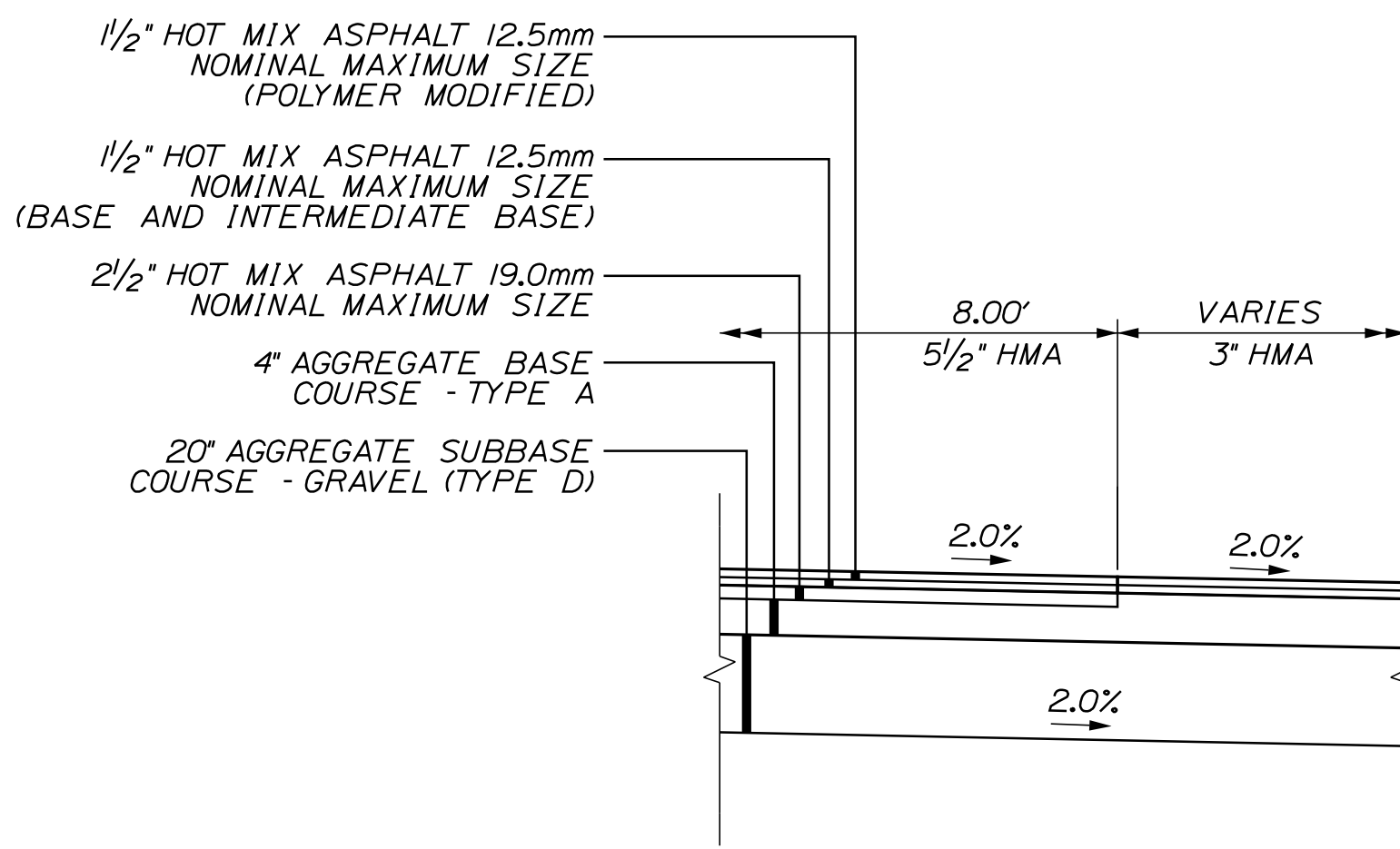
**ON RAMP SHOULDER DETAIL**  
 STA. 2414+50.00 TO 2417+80.94

4" AGGREGATE BASE COURSE - CRUSHED (TYPE A)  
 20" AGGREGATE SUBBASE COURSE - GRAVEL (TYPE D)

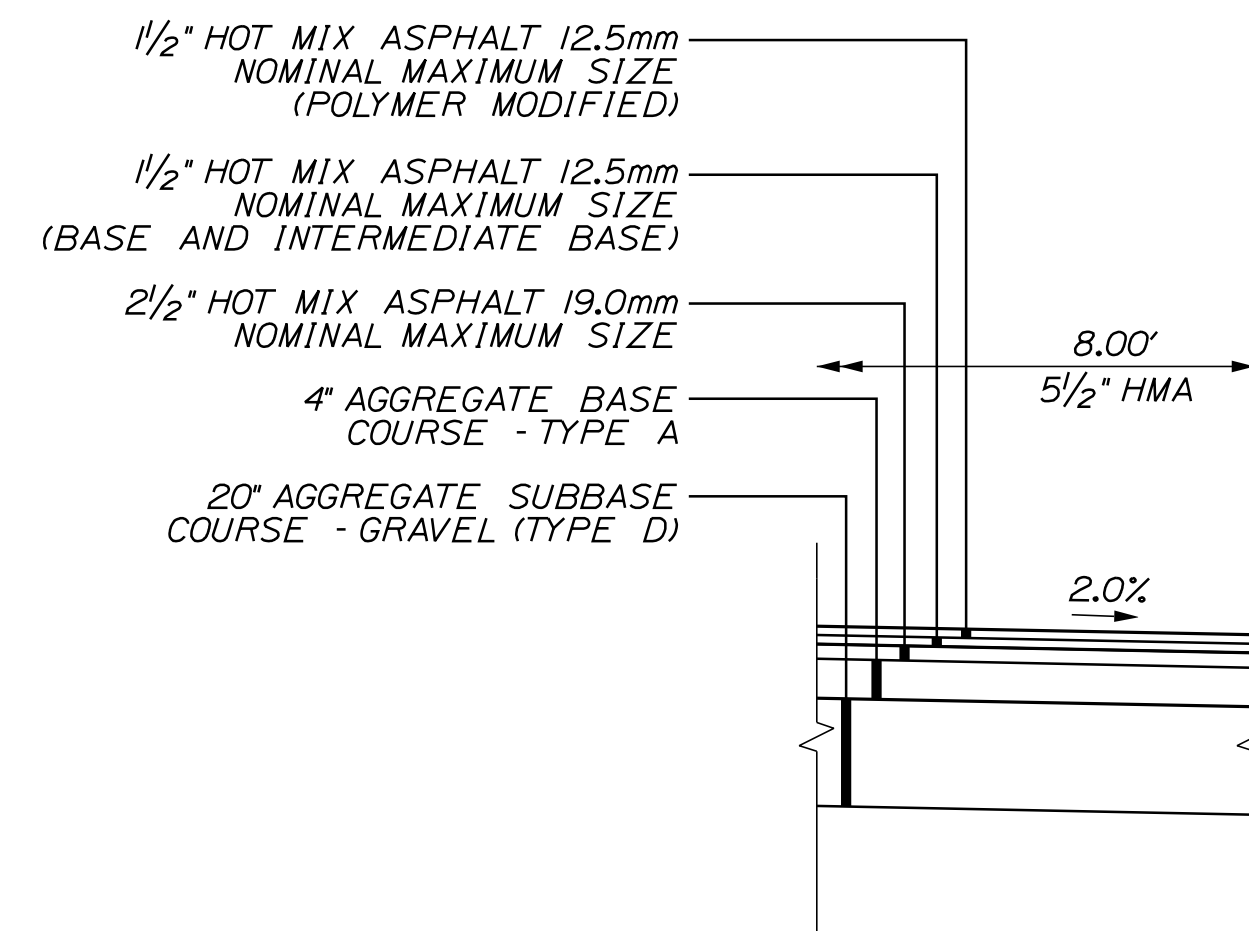
NOTE: CROSS SLOPE OF MAINLINE SHOULDER SHOWN IS PERPENDICULAR TO MAINLINE BASELINE



**MAINLINE SHOULDER AND DITCH DETAIL**  
 STA. 2408+32.00 TO 2409+25.00



**DETAIL C**




**DETAIL E**

Scale: Not to Scale

No.	Revision	By	Date

Designed by:



CONSULTANT PROJECT MANAGER: A. Grande

	By	Date	Checked	By	Date
Designed	JBD	11/15/2022	Checked	ECF	11/15/2022
Drawn	AGC	11/15/2022	In Charge of	AG	11/15/2022

VANASSE HANGEN BRUSTLIN, INC.  
 500 Southborough Dr.  
 Suite 105B  
 South Portland, ME 04106  
 TEL (207) 889-3150  
 FAX (207) 253-5596



**THE GOLD STAR MEMORIAL HIGHWAY**

MTA PROJECT MANAGER: Ryan Barnes, PE, CPESC

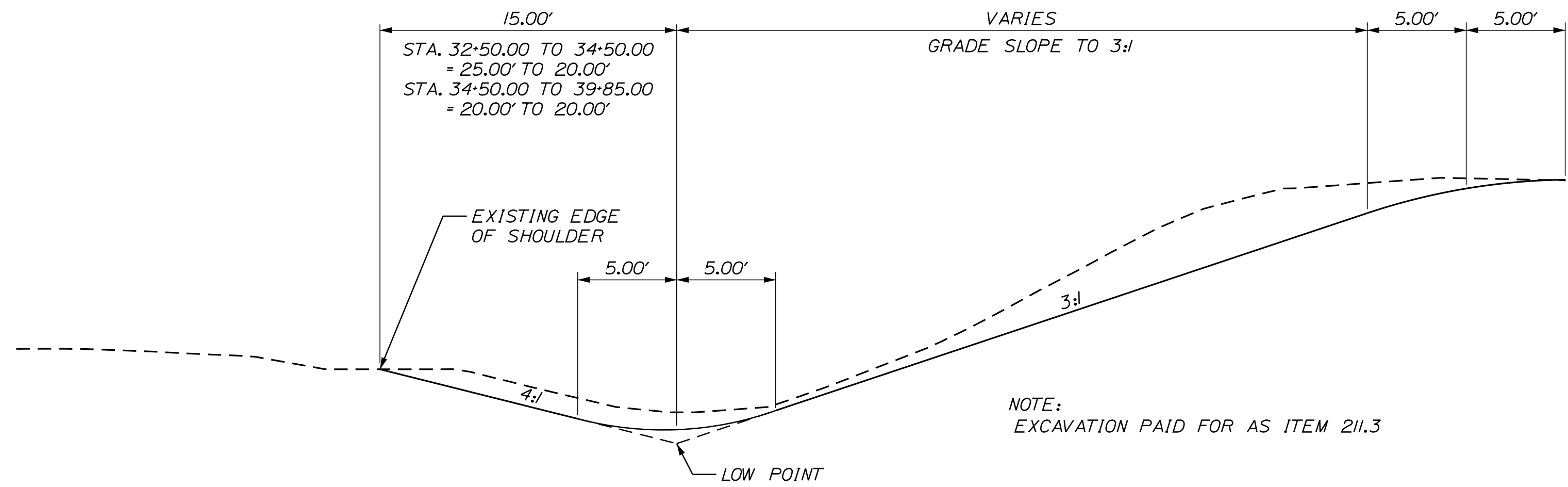
**WEST GARDINER EXIT 102 TYPICAL SECTIONS**

VHB: 55327.00  
 CONTRACT: 2023.02

SHEET NUMBER: 7  
 7 OF 92

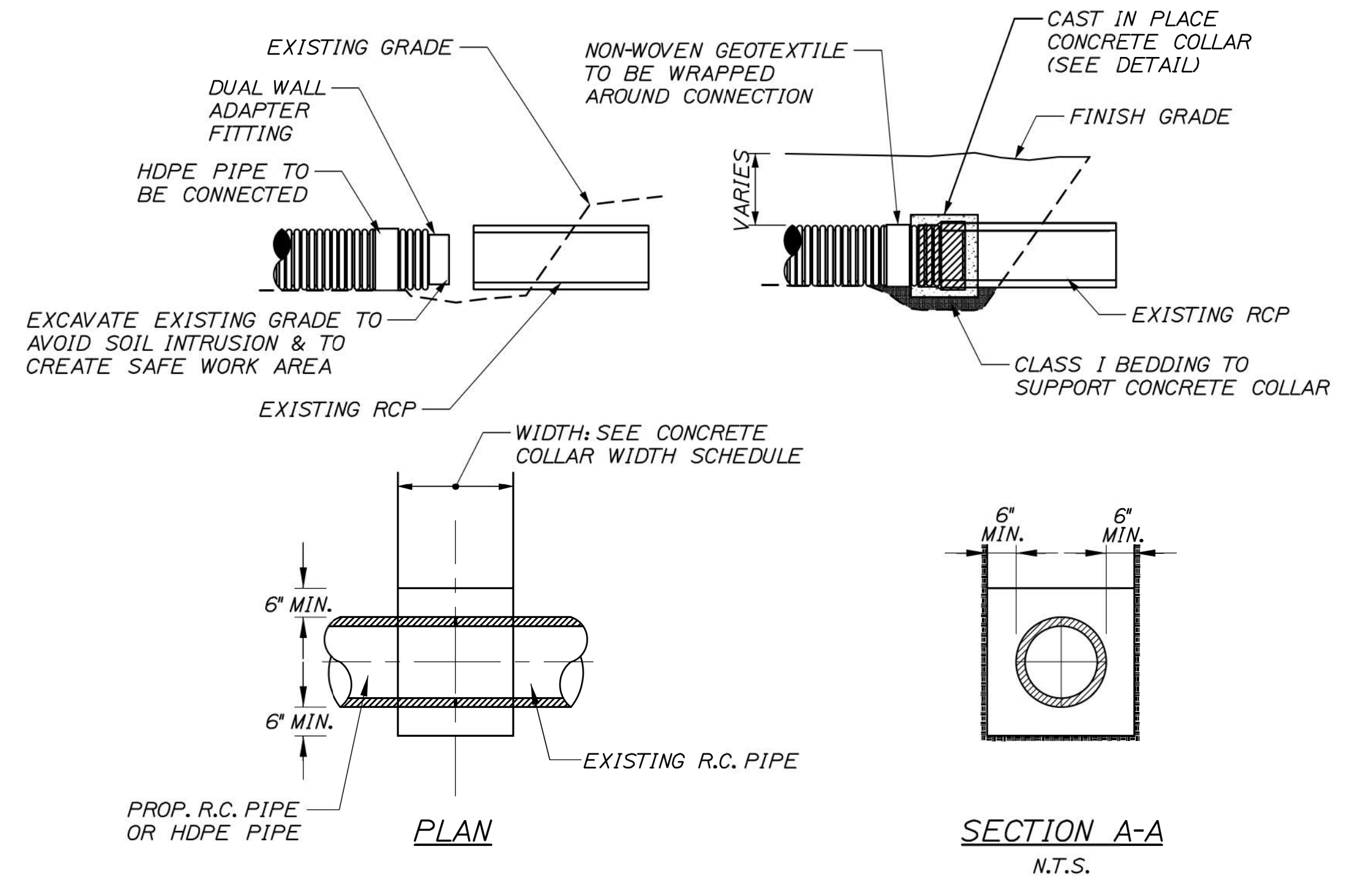
Filename: ...007\_Typicals\_3.dgn

Date: 11/13/2022



**BRIDGE REMOVAL DITCH EXCAVATION**

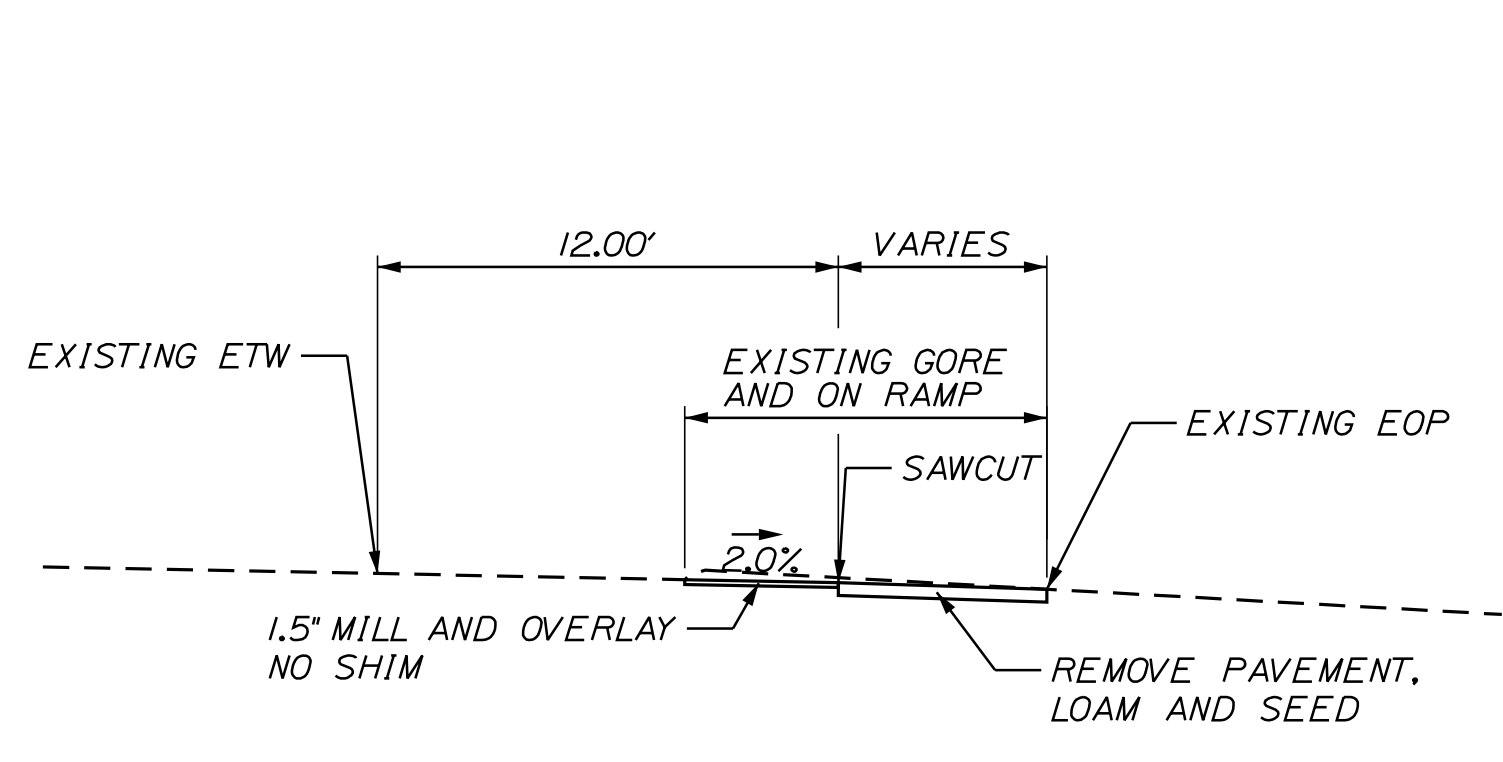
STA 5206+00.00 TO STA 5212+00.00 RT  
 STA 32+50.00 TO STA 39+85.00 RT  
 NOT TO SCALE



- NOTES:**
1. CONNECTION AND PIPE TO BE BACKFILL PER ASTM D2321 (CRUSHED STONE)
  2. CONCRETE SHALL BE CLASS A FIBER REINFORCED.
  3. SEE CONCRETE COLLAR WIDTH SCHEDULE FOR DIMENSIONS.

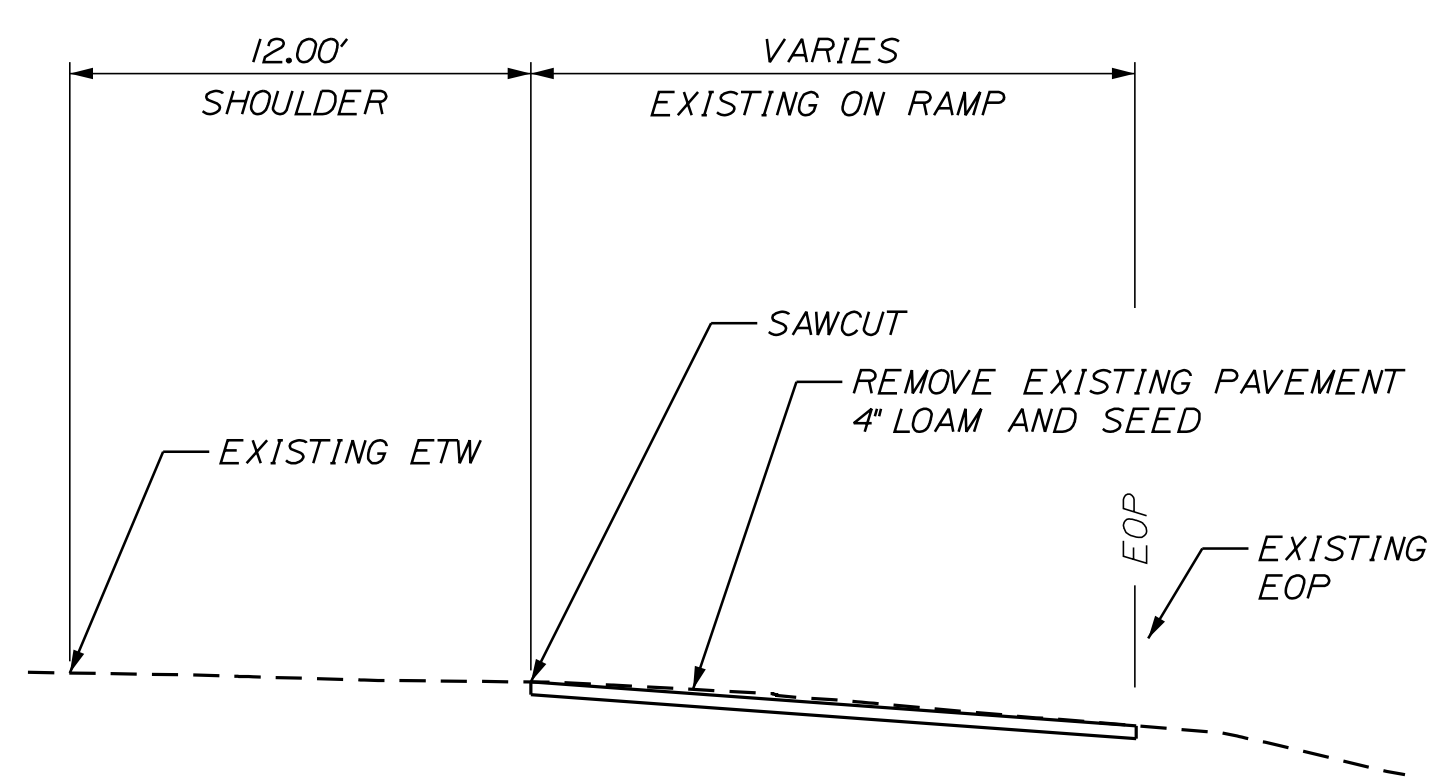
CONCRETE COLLAR WIDTH SCHEDULE	
PIPE DIA. (INCHES)	WIDTH OF CONC. (INCHES)
12	24
15	24
18	24
24	24
30	30
36	36
42	48
48	48
54	60

**CONCRETE COLLAR DETAIL**



**MILL AND OVERLAY IN GORE**

STA 5207+33.68 TO STA 5208+58.68  
 NOT TO SCALE



**PAVEMENT REMOVAL ON EXISTING RAMP**


STA 5198+41.25 TO STA 5207+33.68  
 STA 5208+58.68 TO STA 5212+52.42  
 NOT TO SCALE

Filename: ... \008...Typicals\_4.dgn

Scale:

No.	Revision	By	Date


Designed by:



CONSULTANT PROJECT MANAGER: A. Grande

	By	Date	Checked	By	Date
Designed	JBD	11/13/2022	ECF	ECF	11/13/2022
Drawn	AGC	11/13/2022	In Charge of	AG	11/13/2022

VANASSE HANGEN BRUSTLIN, INC.  
 500 Southborough Dr.  
 Suite 105B  
 South Portland, ME 04106  
 TEL (207) 889-3150  
 FAX (207) 253-5596



**THE GOLD STAR MEMORIAL HIGHWAY**

MTA PROJECT MANAGER: Ryan Barnes, PE, CPESC

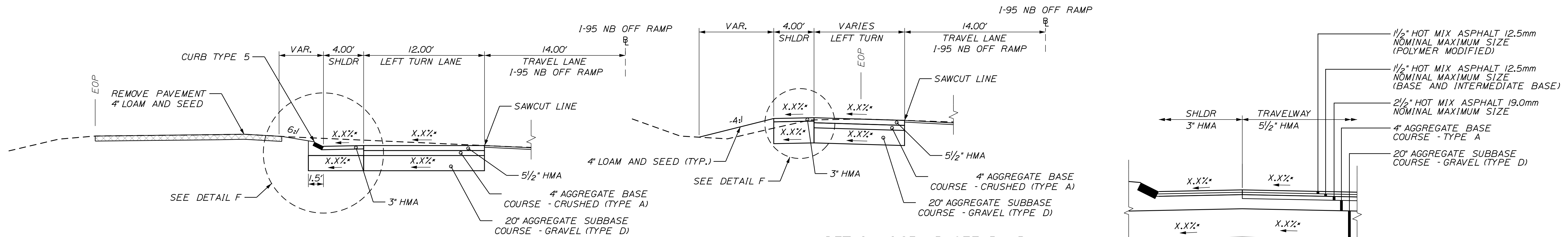
WEST GARDINER  
 EXIT 102  
 TYPICAL SECTIONS

VHB: 55327.00  
 CONTRACT: 2023.02

SHEET NUMBER: 8  
 8 OF 92



Date: 11/15/2022



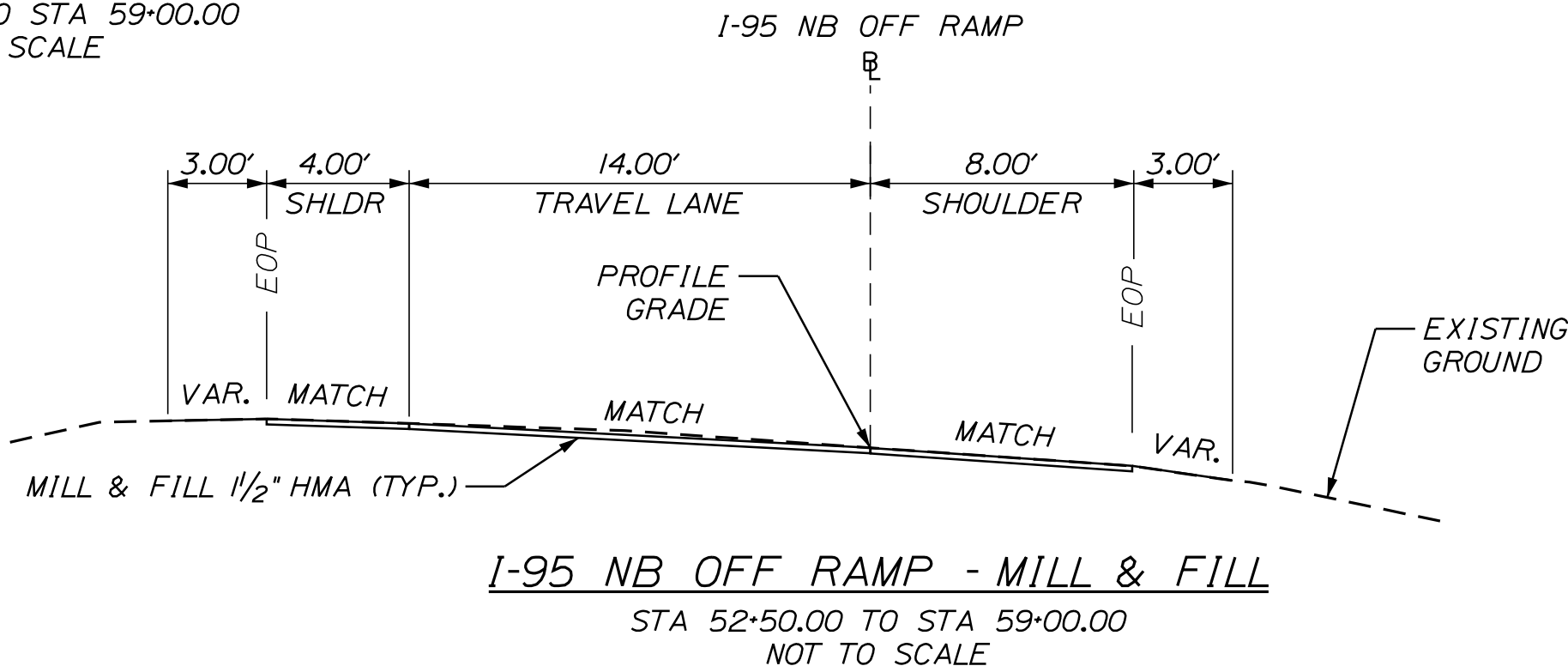
**DETAIL - I-95 NB OFF RAMP LEFT TURN LANE**  
STA 58+00.00 TO STA 59+00.00  
NOT TO SCALE

**DETAIL - I-95 NB OFF RAMP LEFT TURN LANE**  
STA 57+00.00 TO STA 58+00.00  
NOT TO SCALE

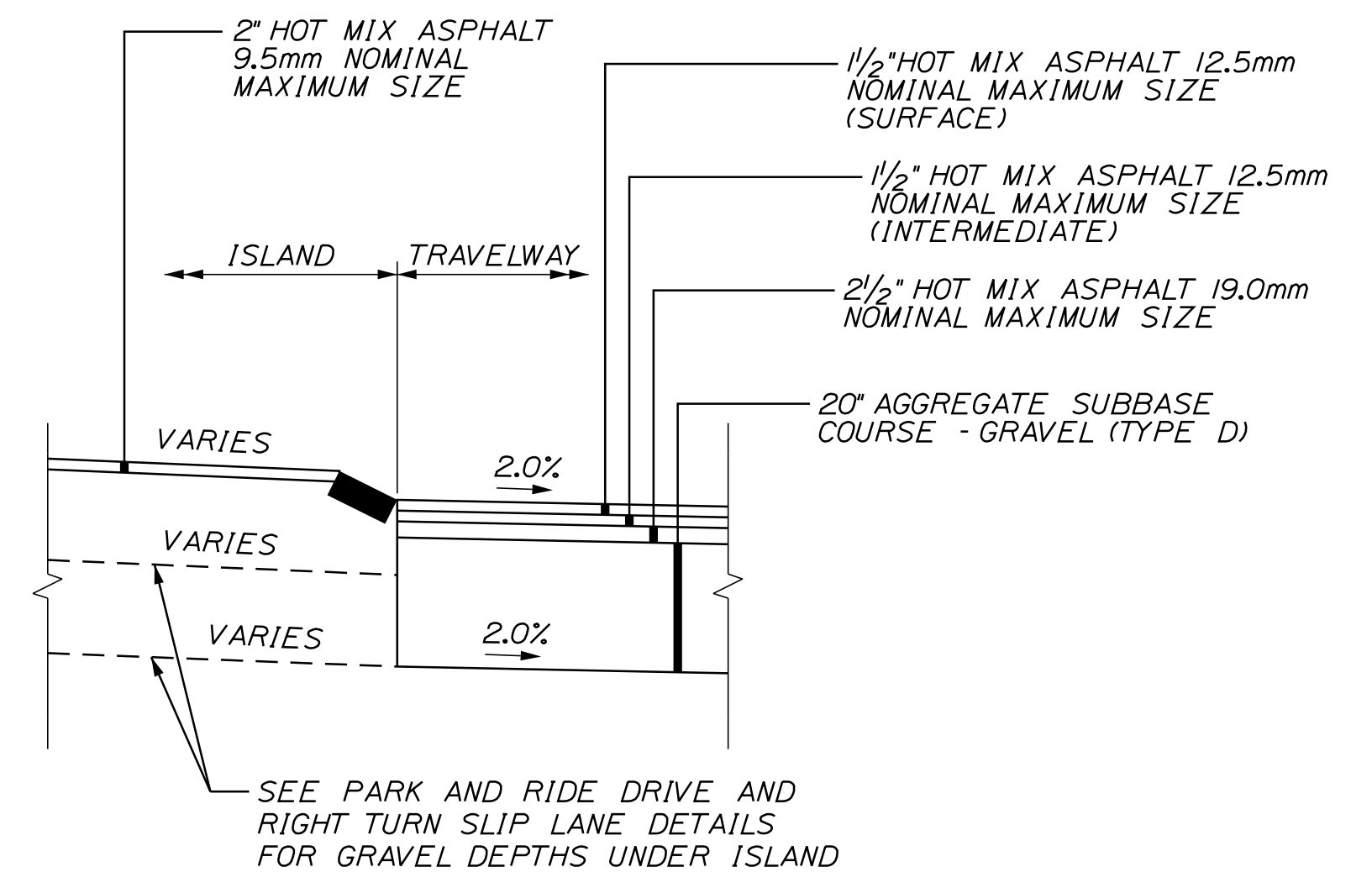
**DETAIL F**

**I-95 NB OFF RAMP - LEFT TURN LANE SUPERELEVATION TABLE**

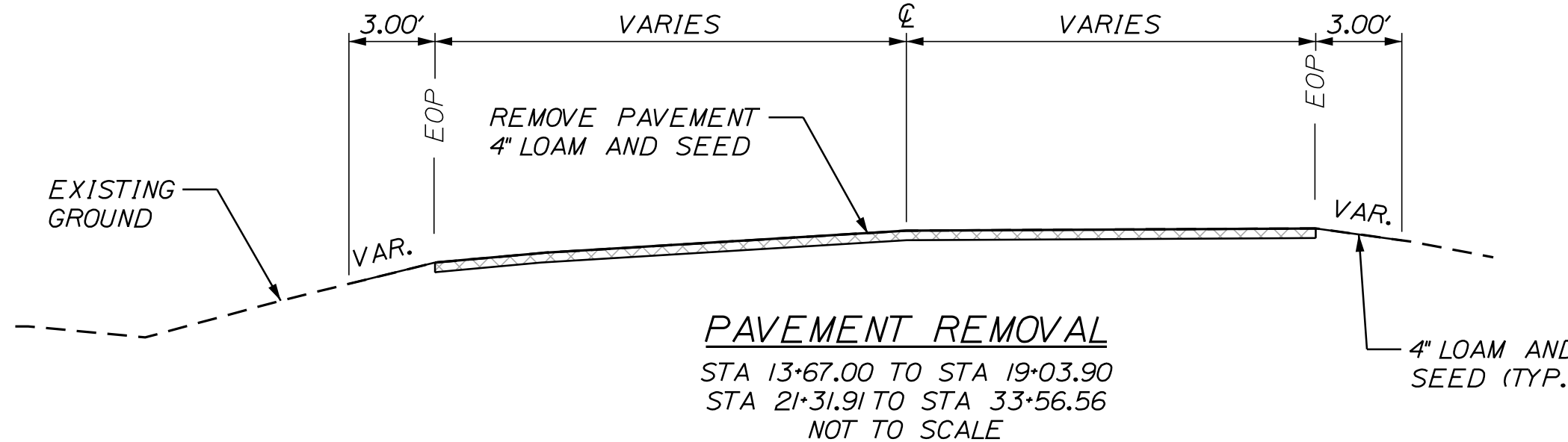
LT SHLDR %	TW %	TW %	RT SHLDR %
SHOULDER	LEFT TURN	TRAVELWAY	SHOULDER
			START
MATCH	MATCH	MATCH	57+00
-2.0%	4.0%	MATCH	57+25
-2.0%	4.0%	MATCH	57+50
-2.0%	3.5%	MATCH	57+75
-2.0%	3.0%	MATCH	58+00
-2.0%	2.4%	MATCH	58+25
-2.0%	1.9%	MATCH	58+50
-2.0%	1.4%	MATCH	58+75
MATCH	MATCH	MATCH	59+00
			END



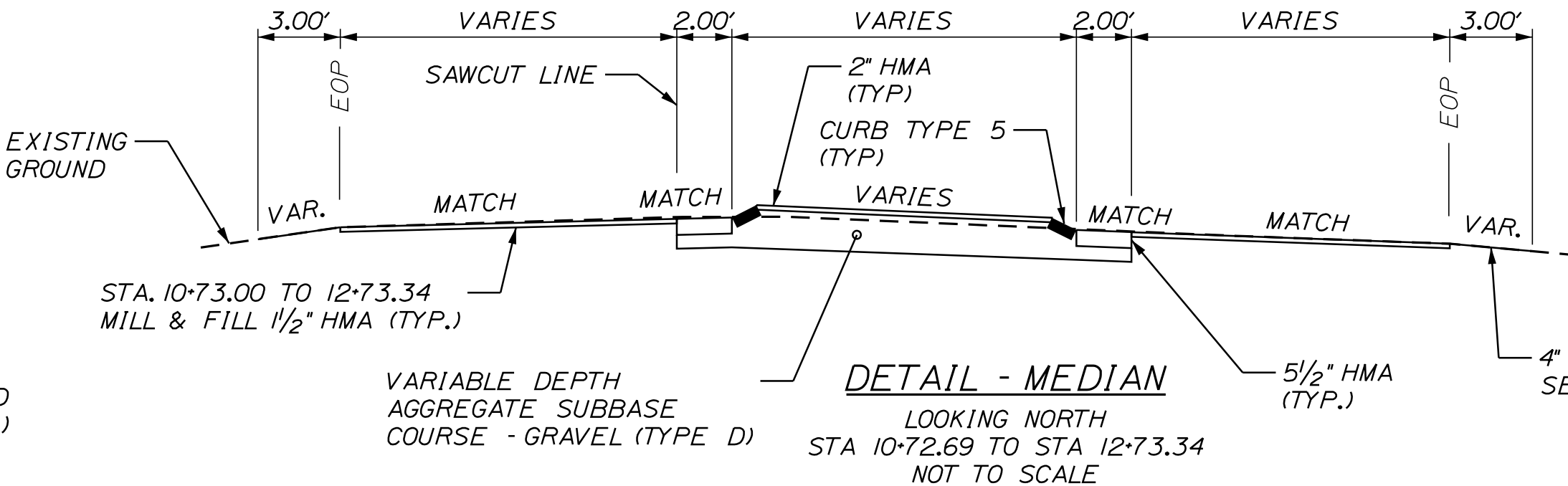
**I-95 NB OFF RAMP - MILL & FILL**  
STA 52+50.00 TO STA 59+00.00  
NOT TO SCALE



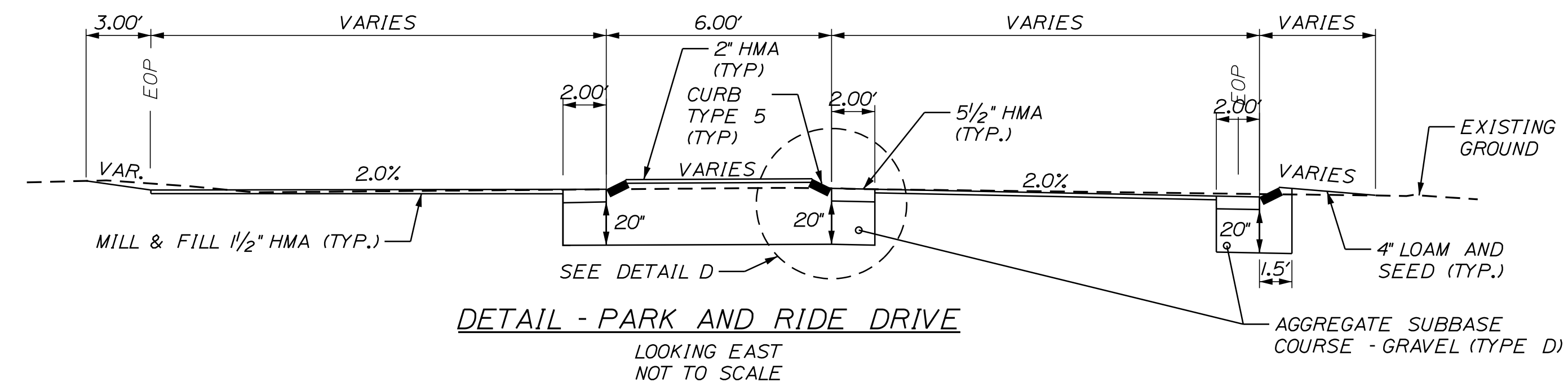
**DETAIL D**



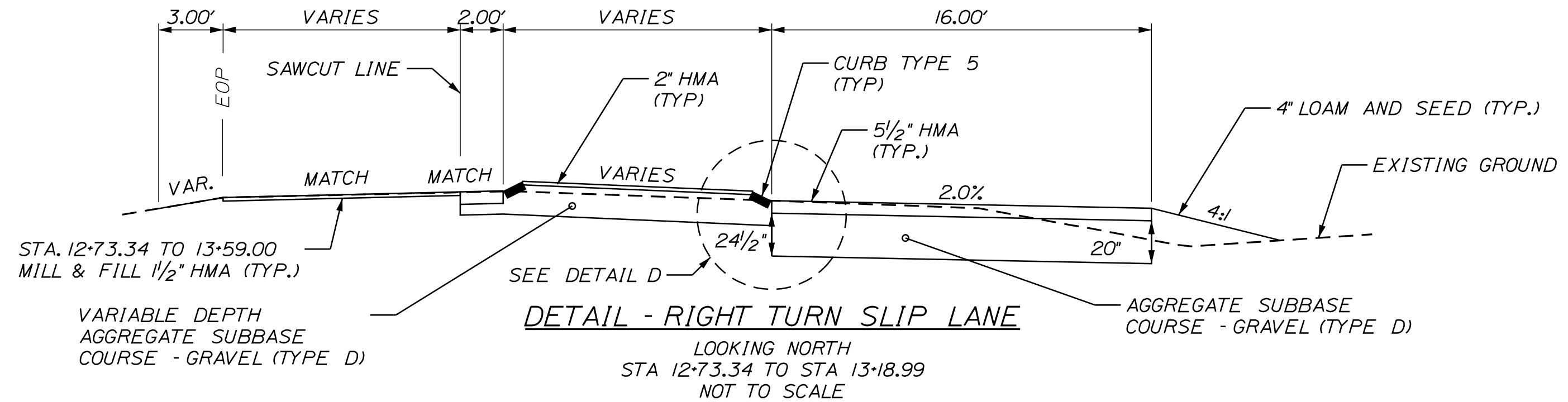
**PAVEMENT REMOVAL**  
STA 13+67.00 TO STA 19+03.90  
STA 21+31.91 TO STA 33+56.56  
NOT TO SCALE



**DETAIL - MEDIAN**  
LOOKING NORTH  
STA 10+72.69 TO STA 12+73.34  
NOT TO SCALE



**DETAIL - PARK AND RIDE DRIVE**  
LOOKING EAST  
NOT TO SCALE




**DETAIL - RIGHT TURN SLIP LANE**  
LOOKING NORTH  
STA 12+73.34 TO STA 13+18.99  
NOT TO SCALE

Filename: ...009\_Typicals\_5.dgn

Scale: **Not to Scale**

No.	Revision	By	Date

Designed by:



CONSULTANT PROJECT MANAGER: A. Grande

By	Date	Checked	Date
Designed	JBD 11/15/2022	Checked	ECF 11/15/2022
Drawn	AGC 11/15/2022	In Charge of	AG 11/15/2022

VANASSE HANGEN BRUSTLIN, INC.  
500 Southborough Dr.  
Suite 105B  
South Portland, ME 04106  
TEL (207) 889-3150  
FAX (207) 253-5596



**THE GOLD STAR MEMORIAL HIGHWAY**

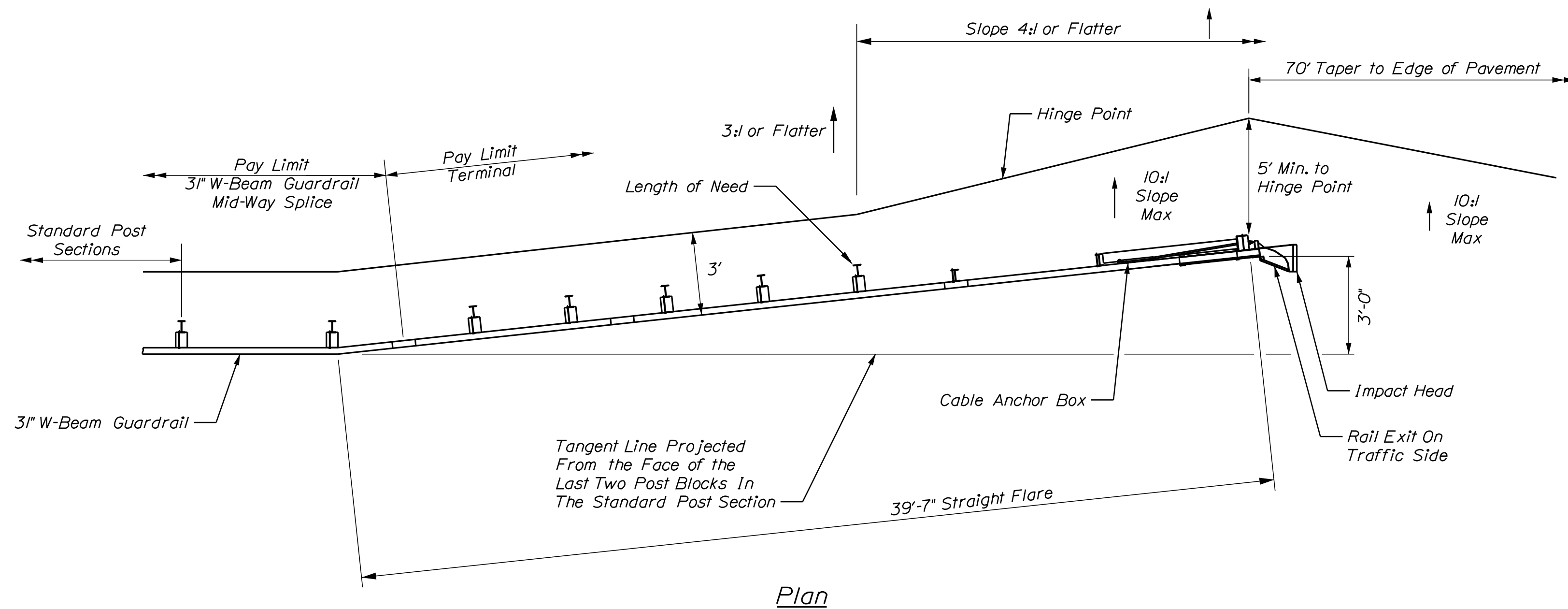
MTA PROJECT MANAGER: Ryan Barnes, PE, CPESC

**WEST GARDINER EXIT 102 TYPICAL SECTIONS**

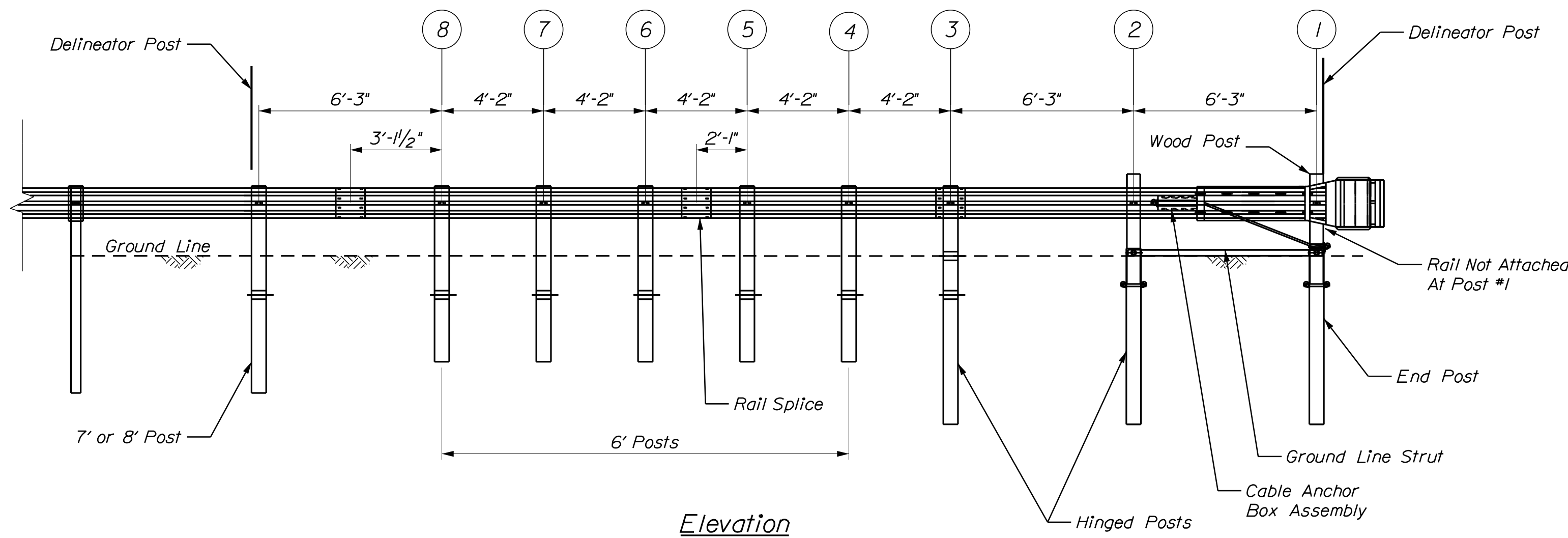
VHB: 55327.00  
CONTRACT: 2023.02

SHEET NUMBER: 9  
9 OF 92

Date: 11/15/2022

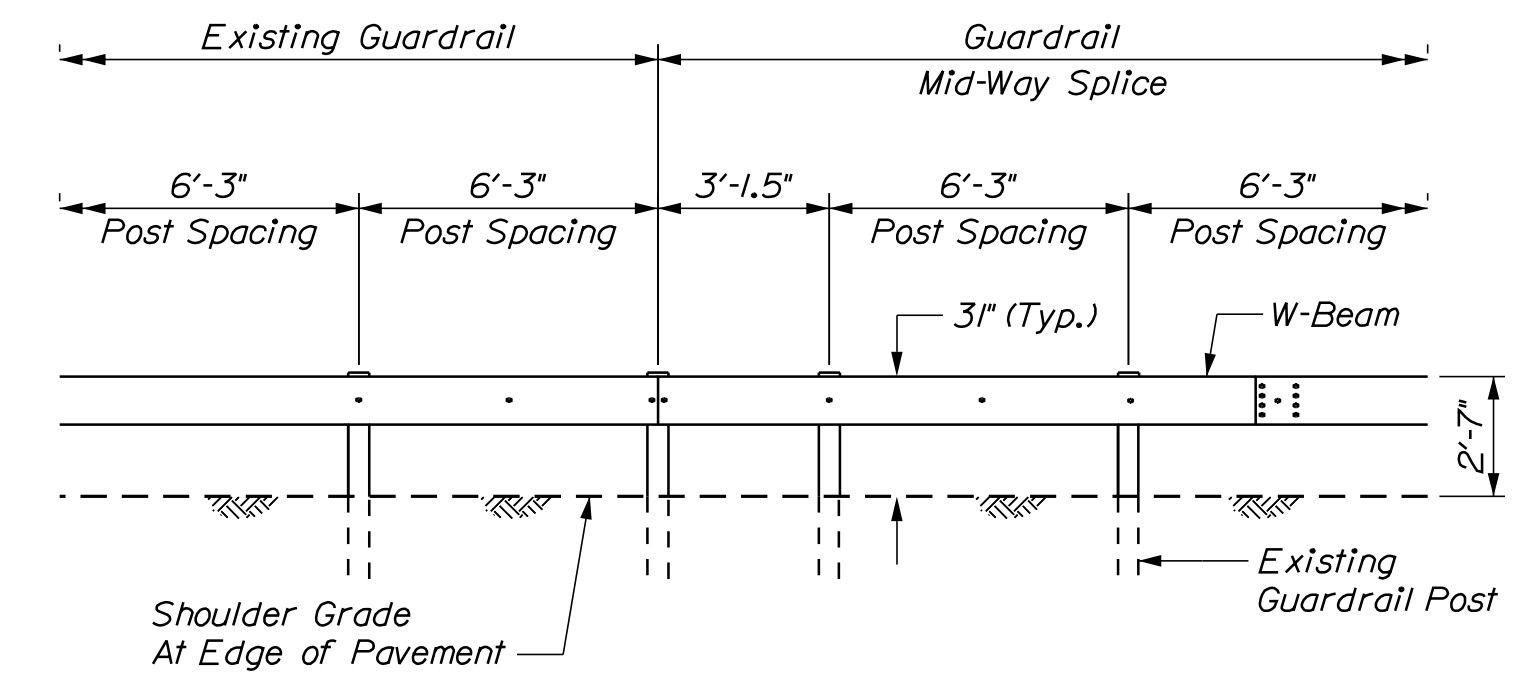


Plan



Elevation

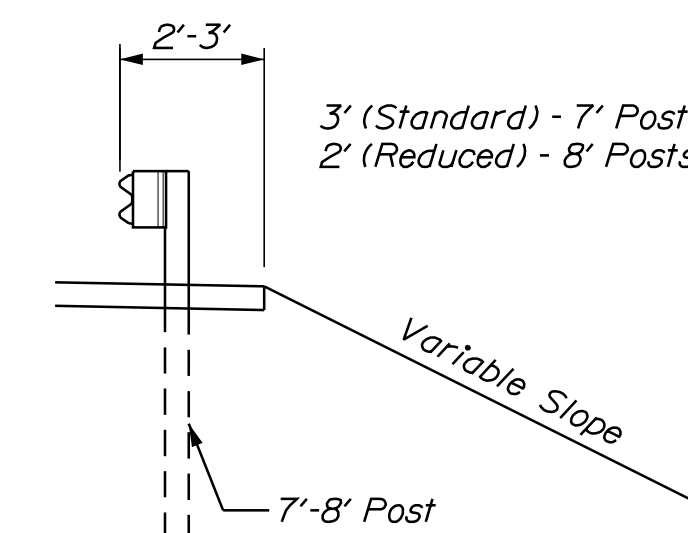
31" W-Beam Guardrail - Mid-Way Splice Tangent Terminal  
(Item 606.1306)  
Not to Scale



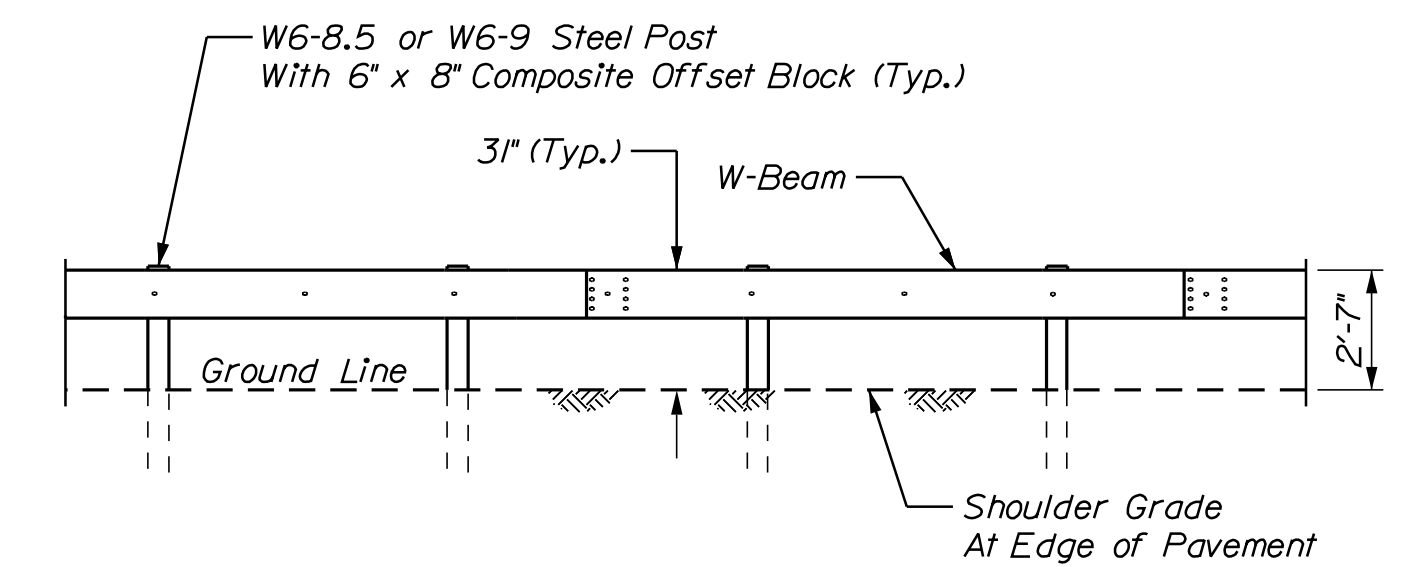
Guardrail Connection Detail  
Sta. 2417+80.94 Rt.  
Not to Scale

**GENERAL GUARDRAIL INSTALLATION NOTES:**

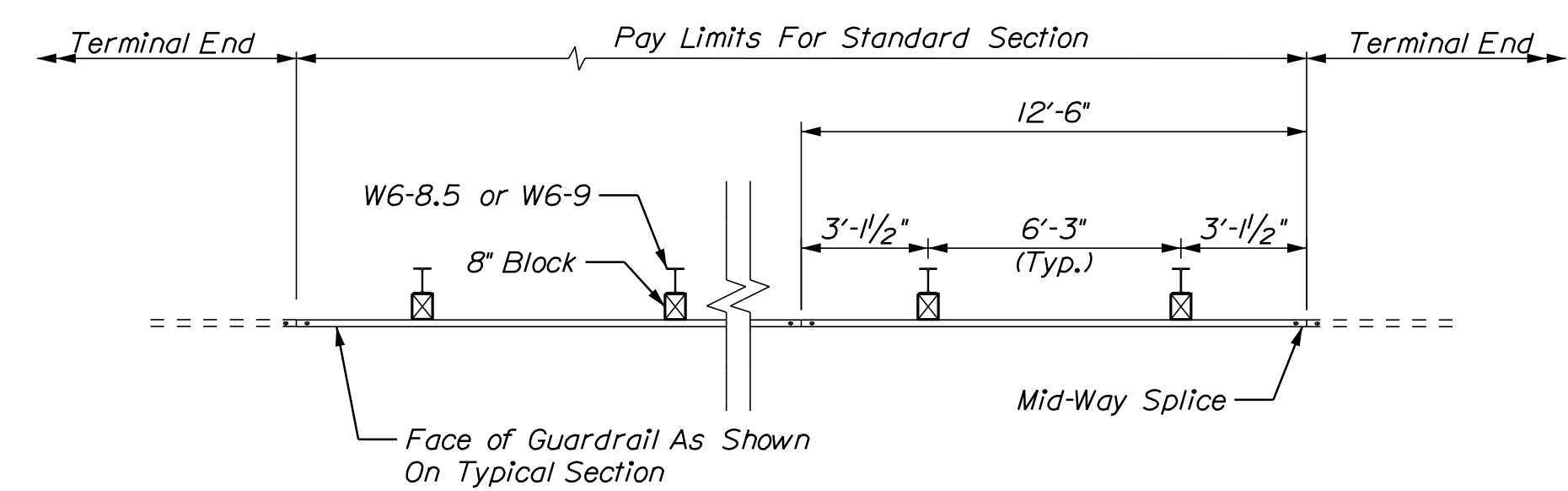
1. The Contractor shall follow all manufacturer's installation instructions for the installation of all guardrail components to be installed. The Contractor shall notify the Resident Engineer of any conflicts or irregularities between the manufacturer's installation instructions and the contract documents.
2. The Contractor is required to have an approved crash end treatment on all guardrail ends prior to the removal of any MOT features.
3. Guardrail height shall be 3'. Guardrail height shall be measured from ground elevation adjacent to each post.
4. The Contractor shall remove and dispose of all cut bolts, discard parts, trash, pavement debris, etc., after completing the guardrail installation. Connection for the proposed rail to existing rail shall be incidental to the proposed guardrail items.
5. See Specifications for reflective sheeting requirements.



Cross Section



Elevation




Plan - Single Faced


31" W-Beam Guardrail - Mid-Way Splice  
(8" Steel Post, 8" Offset Blocks, Single Faced)  
(Item 606.1301)

Filename: ...010\_Details\_Guardrail.dgn

Scale: Not to Scale			
No.	Revision	By	Date

Designed by: 					
CONSULTANT PROJECT MANAGER: A. Grande					
	By	Date		By	Date
Designed	JBD	11/15/2022	Checked	ECF	11/15/2022
Drawn	AGC	11/15/2022	In Charge of	AG	11/15/2022

VANASSE HANGEN BRUSTLIN, INC.  
500 Southborough Dr.  
Suite 105B  
South Portland, ME 04106  
TEL (207) 889-3150  
FAX (207) 253-5596



**THE GOLD STAR  
MEMORIAL HIGHWAY**

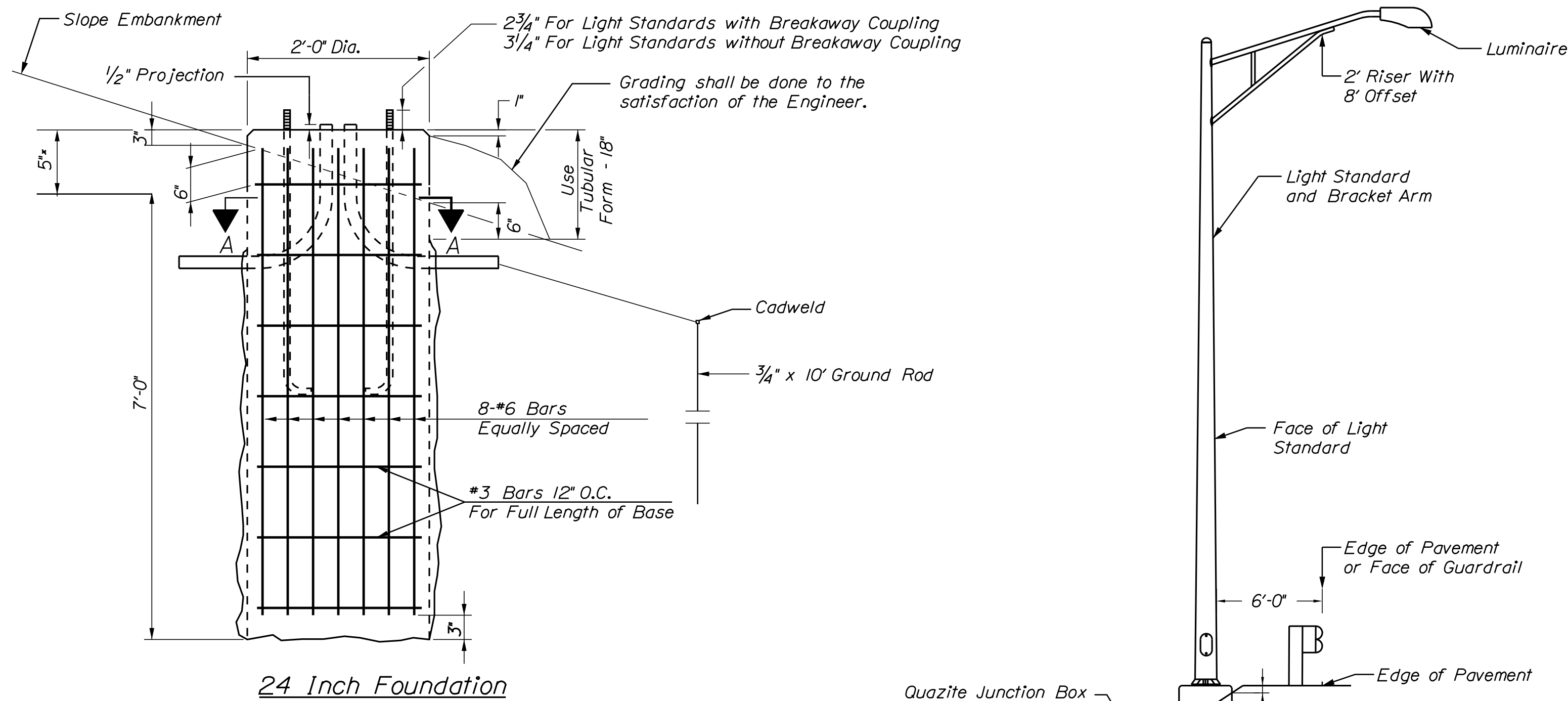
MTA PROJECT MANAGER: Ryan Barnes, PE, CPESC

WEST GARDINER  
EXIT 102  
GUARDRAIL DETAILS  
MID-WAY SPLICE

VHB: 55327.00      SHEET NUMBER: 10  
CONTRACT: 2023.02      10 OF 92

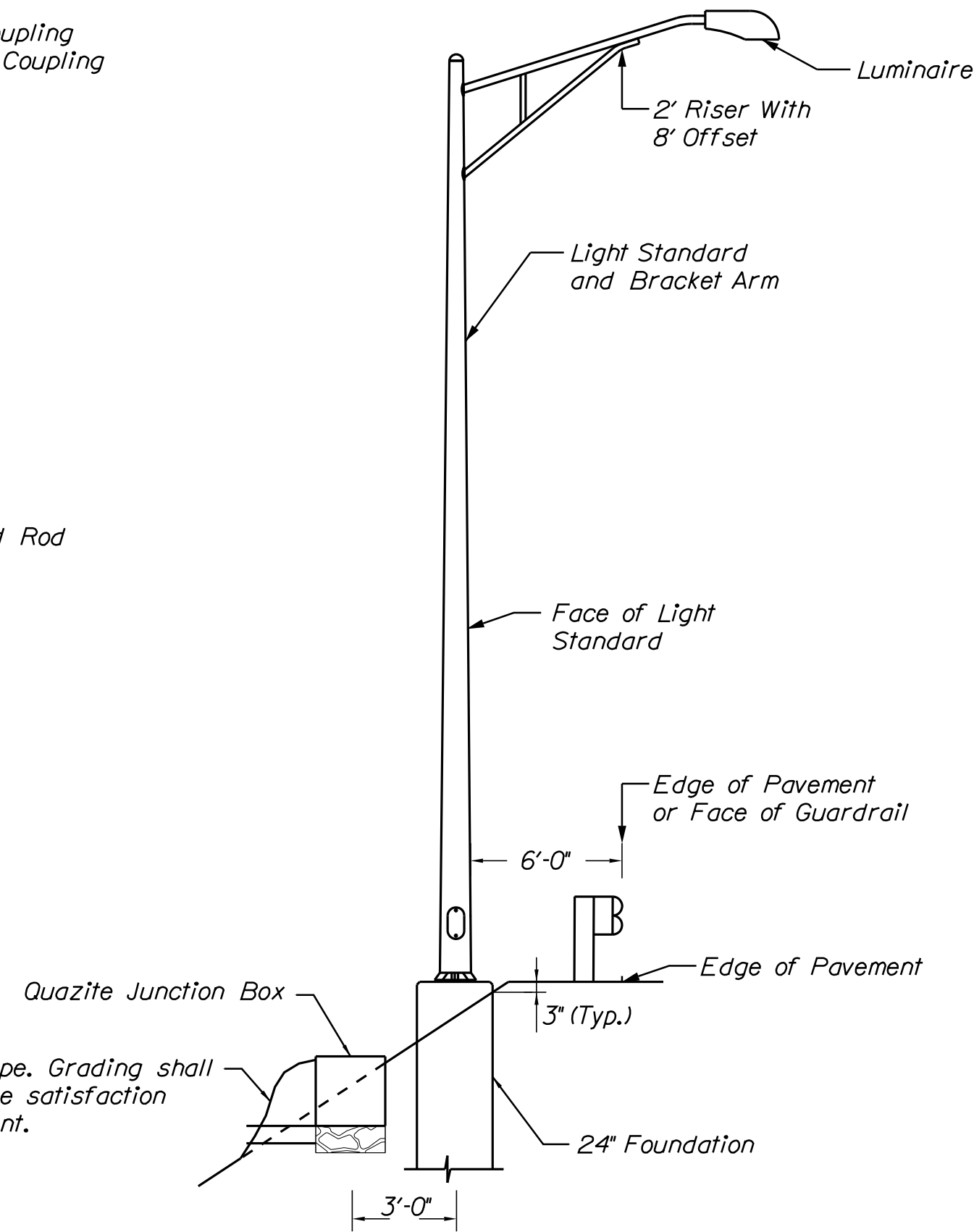


Date: 11/15/2022



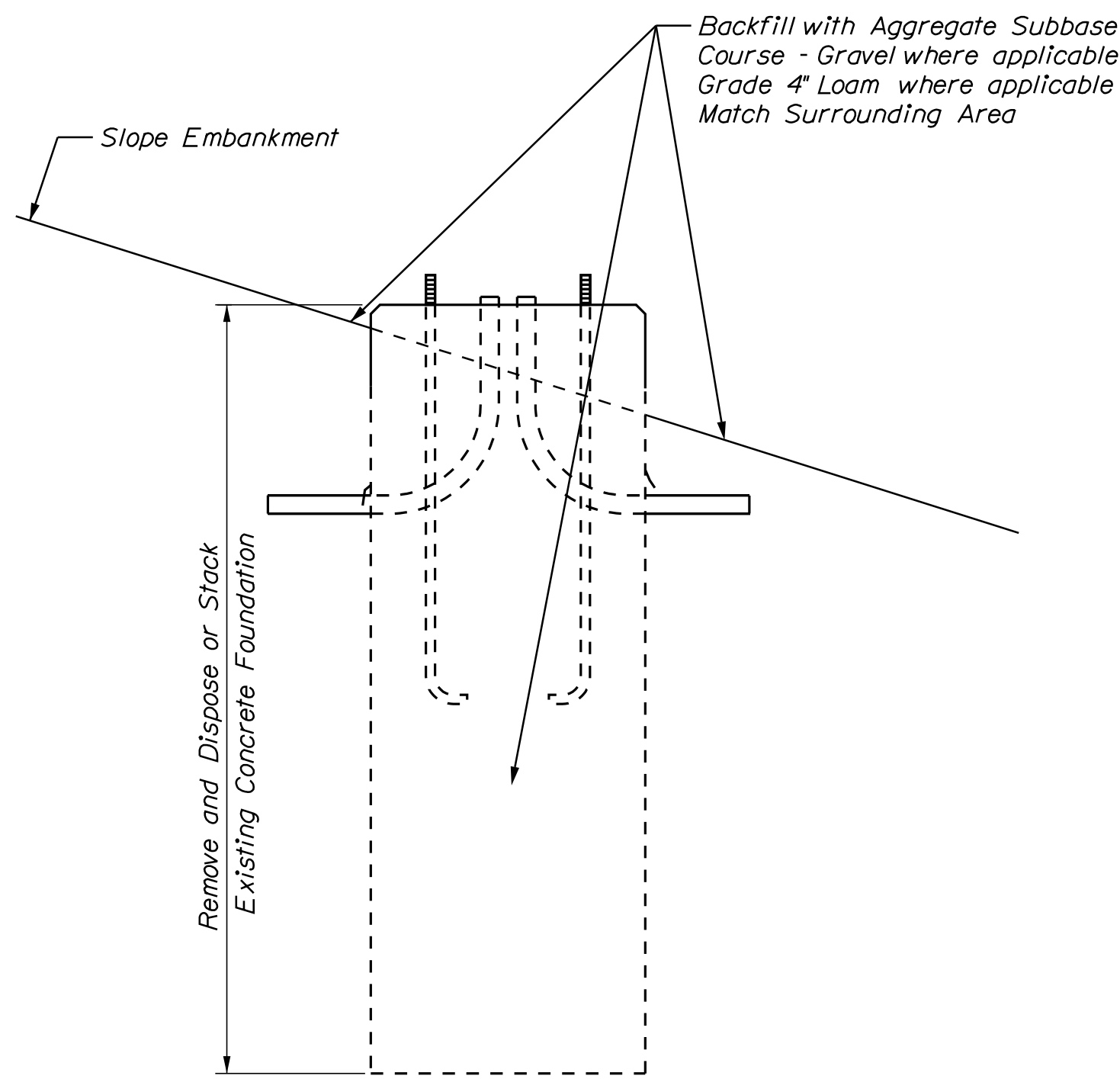
24 Inch Foundation

Note: Where solid rock is encountered at less than the required distance below ground level, reinforcing steel shall be doweled into ledge as shown on MaineDOT Standard Detail 626(06). Payment shall be incidental to the foundation pay item.

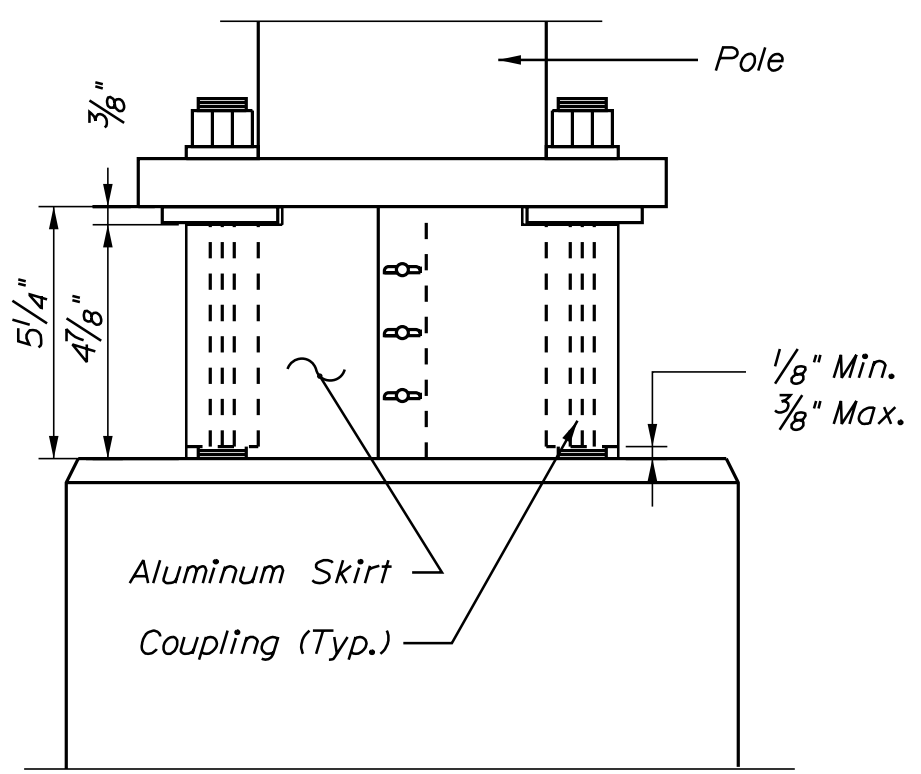


Placement of Light Standard

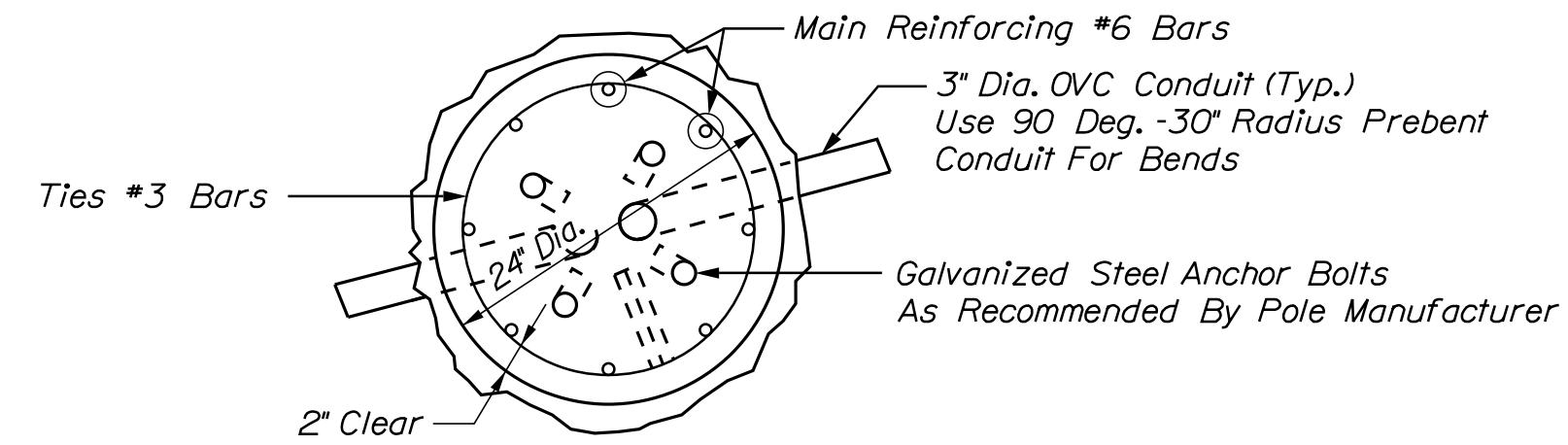
Proposed Slope. Grading shall be done to the satisfaction of the Resident.



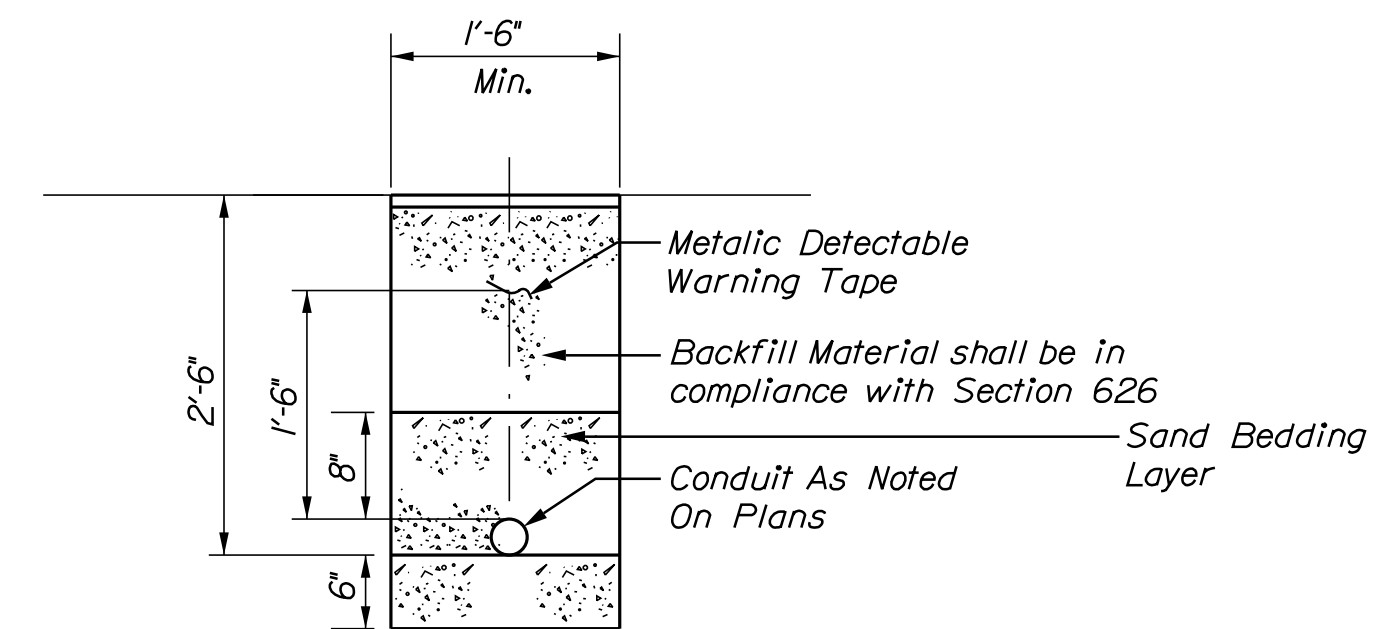
Removal of Concrete Foundation



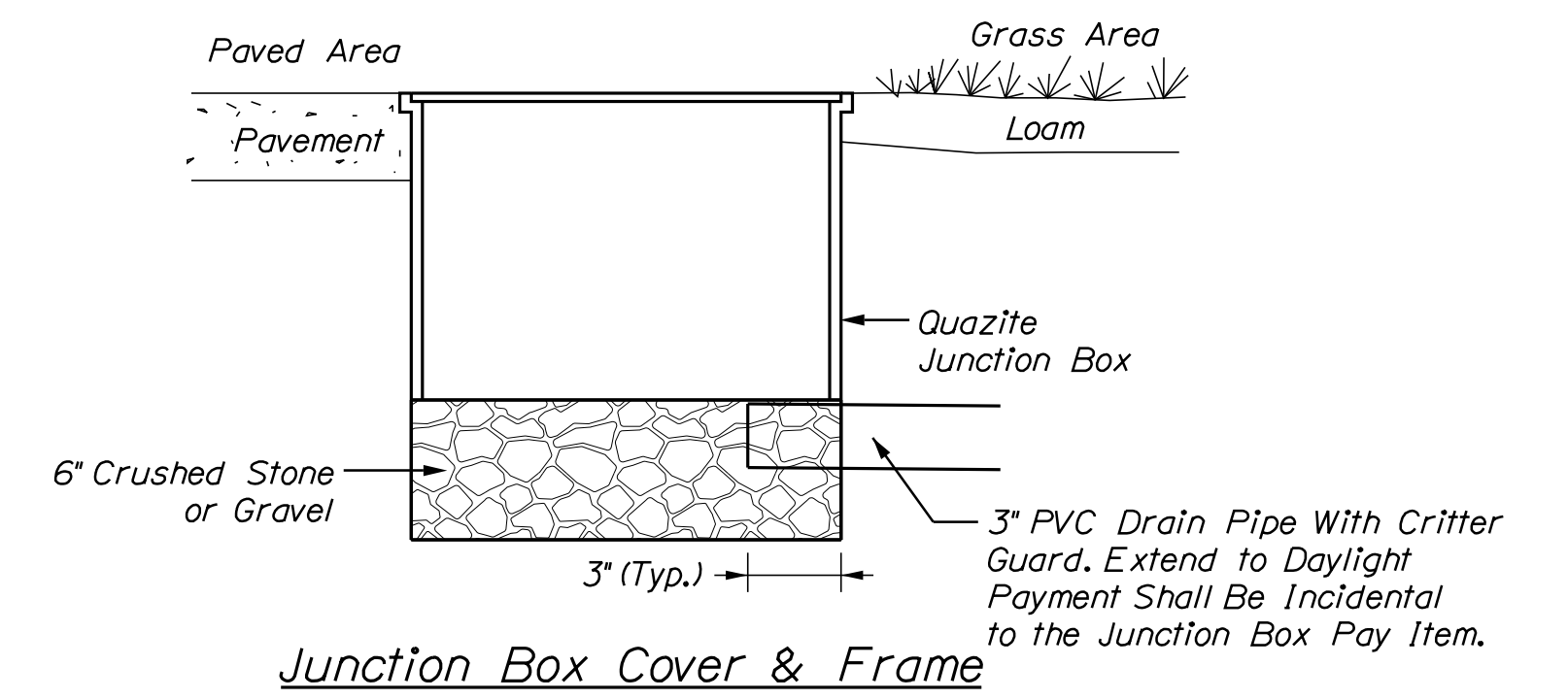
Breakaway Couplings and Skirt Detail



Section A-A



Trench Cross Section

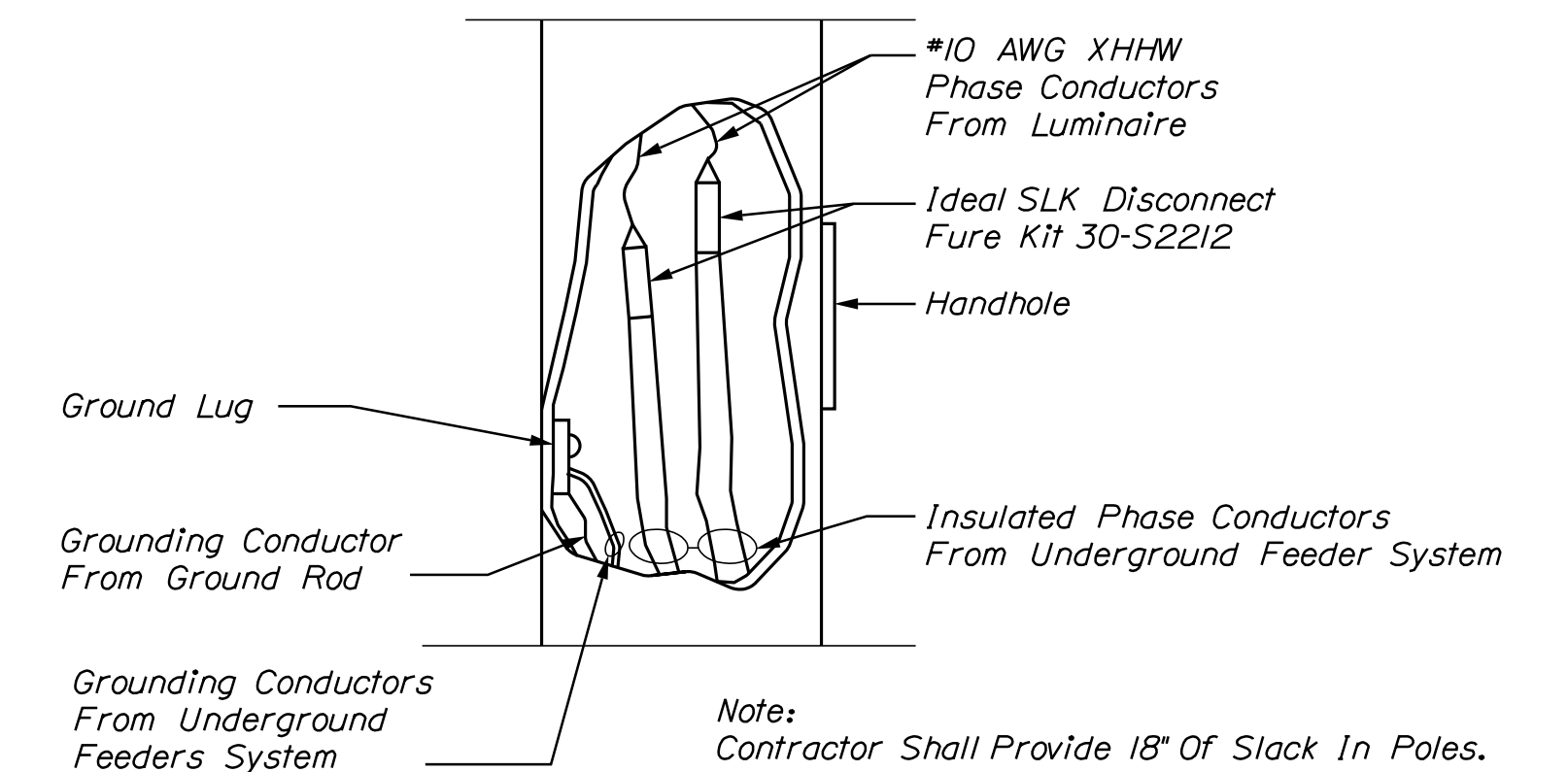


Junction Box Cover & Frame

Note: Install junction boxes on grade

NOTES:

- Junction Boxes For Highway Shall Be Quazite Or Approved Equal And In Accordance With Special Provision 626.
- Splices In Box Shall Be Made With ILSCO USPA-350SS-DB Dual Rated Insulated, In-line, Waterproof Splice, UL Listed For Direct Burial (Wire Range From 350KCMIL - 10AWG Stranded) Only, Provide Enough Slack In Wire To Allow Removal Of Splices And Neatly Arrange Wire In Box.
- The Cover Shall Be Labeled With Function Designation In 1" Min Text As Follows:  
"Lighting For Lighting Conduit"  
"Communication For Communication Conduits"  
"Signal" For Singal Conduits
- Cover Shall Be Heavy Duty Type Tier 22 With (2) 1/2" Stainless Steel Penta-Head Bolts.



Typical Pole Wiring Detail

Note: Contractor Shall Provide 18" Of Slack In Poles.

Filename: ...011\_Details\_Lighting.dgn

Scale: Not to Scale			
No.	Revision	By	Date

Designed by:			
CONSULTANT PROJECT MANAGER: A. Grande			
	By	Date	
Designed	JBD	11/15/2022	Checked ECF 11/15/2022
Drawn	AGC	11/15/2022	In Charge of AG 11/15/2022

VANASSE HANGEN BRUSTLIN, INC.  
500 Southborough Dr.  
Suite 105B  
South Portland, ME 04106  
TEL (207) 889-3150  
FAX (207) 253-5596

**THE GOLD STAR  
MEMORIAL HIGHWAY**

MTA PROJECT MANAGER: Ryan Barnes, PE, CPESC

WEST GARDINER  
EXIT 102  
LIGHTING DETAILS

VHB: 55327.00  
CONTRACT: 2023.02

SHEET NUMBER: 11  
11 OF 92



BUS	100A	<b>PANEL No. LD</b>				LOCATION	SOUTHBOUND ON RAMP
PANEL RATING	22KAIC	PROPOSED PANEL			MOUNTING	MOUNT IN P44 ENCLOSURE	
SUPPLY VOLTAGE	240V/480V	(INSTALLED UNDER CONTRACT			DRAWING No.		
SERVICE	1 PHASE, 3 WIRE			2022.02)			

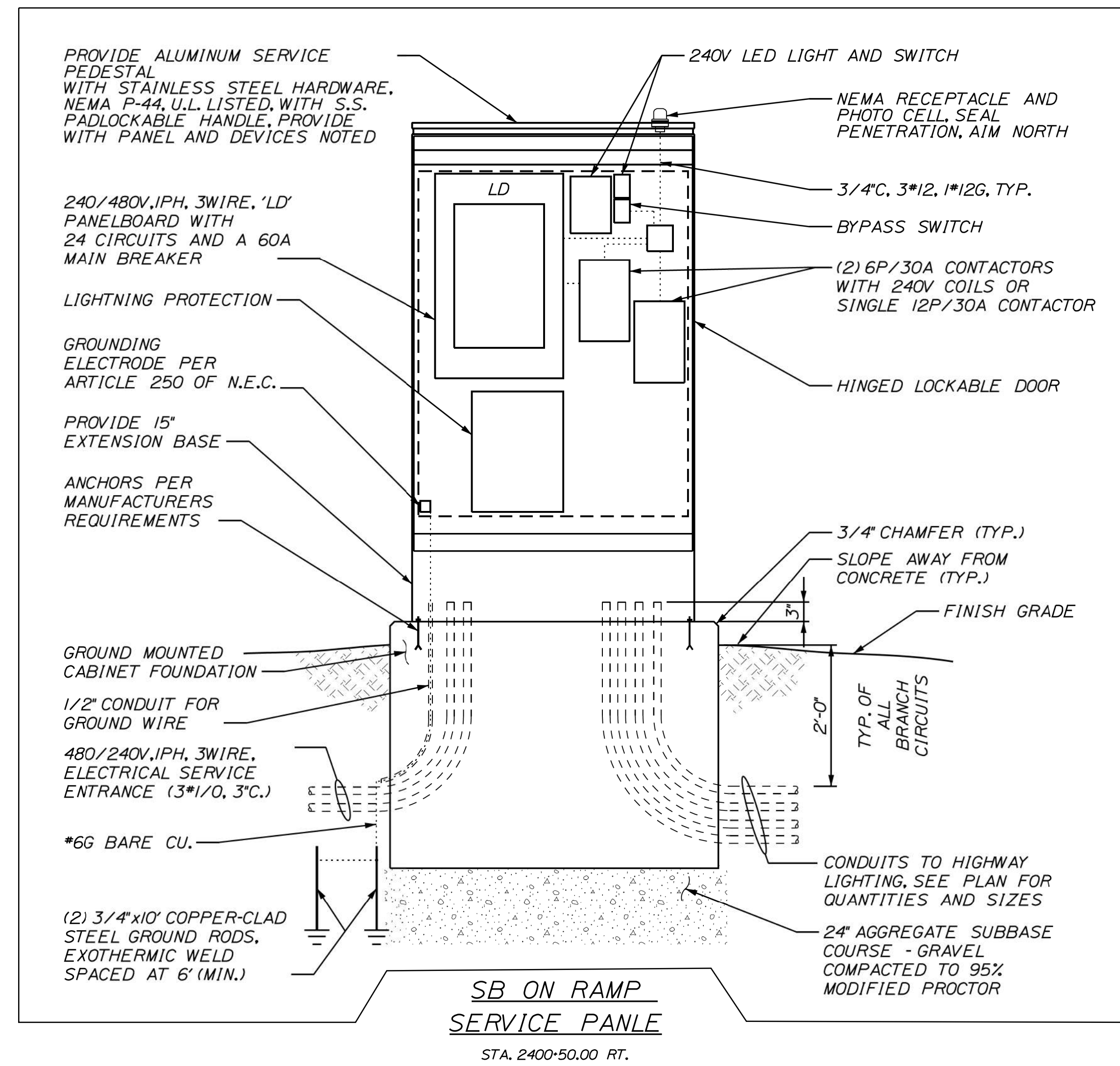
WIRING	DESCRIPTION	VA OR W		BREAKER	CKT. NO	BUS CKT. NO	CON	BREAKER	VA OR W		DESCRIPTION	WIRING	
		ØA	ØB						ØA	ØB		COND	WIRE
SEE SITE PLAN	LTS - HWY AT OFF RAMP	744		2	20	1	x	2	1	20			
	SPARE			3	20	4	x	4	1	20			
	SPARE			5	20	6	x	6	1	20			
	SPARE			7	20	8	x	8	1	20			
	SPARE			9	20	10	x	10	1	20			
	SPARE			11	20	12	x	12	1	20			
	SPARE			13	20	14	x	14	1	20			
	SPARE			15	20	16	x	16	1	20			
2#10, 1#10G	LIGHTNING PROTECTION SPD'S			17	30	18	x	18	1	20			
	SPARE			19	20	20	x	20	1	20			
2#12, 1#12G	CONTROLS	100		21	20	22	x	22	1	20			
2#12, 1#12G	ENCLOSURE			23	20	24	x	24	1	20			
TOTAL 1		844		TOTAL 2									
TOTAL 2		0											
TOTAL 1 + 2		844											
CONN. LOAD TOTAL		844											
AMPERES		1.75											

MAIN BREAKER	60A	MAIN LUGS	N/A
FEEDER ENTRANCE	TOP/BOTTOM	ENCLOSURE TYPE	NEMA 4X
FEEDER SIZE	3", 3#1/0	ACCESSORIES	
SOURCE	EXISTING 240/480V TRANSFORMER		
PANEL TYPE	DOOR-IN-DOOR		



**GENERAL NOTES: LIGHTING**

- HIGHWAY LIGHTING FIXTURE VOLTAGE SHALL BE 240 VOLTS. EXISTING HIGH MAST FIXTURES ARE 480V.
- LIGHTING FIXTURES SHALL BE 1ES FULL CUTOFF, LIGHT EMITTING DIODE (LED) FIXTURES
- ALL FIXTURES SHALL BE GASKETED AND HAVE SURGE PROTECTION AND A DOUBLE FUSE KIT. ALL FIXTURES SHALL BE GRAY. IF DIFFERENT FIXTURES ARE PROPOSED, THEY SHALL BE 1ES FULL CUTOFF, TYPE 3 1ES DISTRIBUTION TYPE AS NOTED IN THE LUMINAIRE SCHEDULE. LED LUMINAIRES, B.U.G. RATINGS SHALL BE EQUAL TO OR BETTER THAN THE DESIGNED FIXTURES. THE CONTRACTOR MUST DEMONSTRATE THAT THE PROPOSED FIXTURES WILL REASONABLY EQUAL THE LIGHT LEVELS AND DISTRIBUTIONS SHOWN ON THE PLANS, IN THE OPINION OF MTA.
- CONDUIT SHALL BE 3" MINIMUM PVC SCHEDULE 80. MINIMUM BURIAL DEPTH FOR CONDUIT SHALL BE 30". ALL CONDUIT ENDS SHALL BE FITTED WITH PULLING BELL ENDS.
- A JUNCTION BOX/HANDHOLE SHALL BE INSTALLED AT EACH POLE. THE WIRING IN CONDUITS SHALL BE CONTINUOUS BETWEEN JUNCTION BOXES/HANDHOLES WITHOUT RUNNING SPLICES IN CONDUITS.
- UPON COMPLETION OF THIS PROJECT, THE CONTRACTOR SHALL FURNISH TO MTA A SET OF AS-BUILT PLANS FOR FUTURE REFERENCE AND SYSTEM MAINTENANCE. PAYMENT FOR THE AS-BUILT PLANS SHALL BE INCIDENTAL TO THE LIGHTING
- ALL LIGHT BASES SHALL HAVE A GROUND ROD LOCATED ADJACENT TO THE POLE THAT IS BONDED TO THE GROUNDING CONDUCTOR. PAYMENT FOR THE GROUND ROD SHALL BE INCLUDED IN LIGHT POLE ITEM.
- LIGHT STANDARDS AND LUMINAIRES SHALL BE PROVIDED BY THE AUTHORITY AND PAID UNDER ITEM 634.2312 - CONVENTIONAL LIGHT STANDARD WITH LED FIXTURE - SUPPLIED BY THE AUTHORITY AS NOTED IN SP 634.
- LIGHTING SERVICE PANEL SHALL BE MARKED WITH ARC FLASH HAZARD TYPE 1, 2, 3 OR 4 AND THE APPROPRIATE PPE REQUIRED. THE CONTRACTOR SHALL BE RESPONSIBLE FOR CONDUCTING AN ARC FLASH STUDY.
- BREAKAWAY DEVICES FOR LIGHT POLES SHALL CONFORM TO THE LATEST VERSION OF "AASHTO STANDARD SPECIFICATIONS FOR STRUCTURAL SUPPORTS FOR HIGHWAY SIGNS, LUMINAIRES AND TRAFFIC SIGNALS" AND NCHRP REPORT 350. THE BREAKAWAY DEVICE SHALL BE DESIGNED SO THAT THE ANCHOR BOLTS WILL NOT BEND WHEN A VEHICLE HITS THE POLE. A FRANGIBLE COUPLING SUCH AS TRANSCO POLE-SAFE 5000 SERIES (WITH A FEMALE ANCHOR), THE MANITOBA SAFETY BASE WITH REACTION PLATE, OR APPROVED EQUAL SHALL BE USED. BREAKAWAY DEVICES SHALL BE INSTALLED ON ALL POLES EXCEPT THOSE LOCATED ON BARRIERS.
- WIRE SHALL BE STRANDED COPPER XHHW-2, SIZE AS NOTED ON THE PLANS.
- FOUNDATIONS SHALL BE 24 INCH DIAMETER BY 7' HEIGHT FOUNDATIONS. PRECAST FOUNDATIONS MAY BE USED, AND IF USED SHALL INCLUDE CAST CONDUIT INSERTS AT EACH POLE. CONTRACTOR SHALL PROVIDE 18" OF EXTRA WIRE SLACK.
- AT EACH POLE, CONTRACTOR SHALL PROVIDE 18" OF EXTRA WIRE SLACK.
- FOR ALL CONDUIT RUNS FROM HANDHOLE TO POLE, THE CONTRACTOR SHALL INSTALL 3" C WITH 2" Ø AND 1" Ø GND.
- EXCAVATION AND AGGREGATE SUBBASE COURSE - GRAVEL ARE INCIDENTAL TO ITEM 626.38 - GROUND MOUNTED CABINET FOUNDATION.
- PREWIRED CONDUIT IS NOT ALLOWED.
- ALL DRILLED CONDUIT SHALL INCLUDE A TRACER WIRE. TRACER WIRE SHALL BE INCIDENTAL TO THE CONDUIT.
- PROVIDE 3" RIGID METAL CONDUIT AT RISER POLE UP TO 10 FT MIN. PAYMENT FOR RISER SHALL BE INCIDENTAL TO ITEM 634.1612 - HIGHWAY LIGHTING PANEL AND SERVICE UPGRADES.



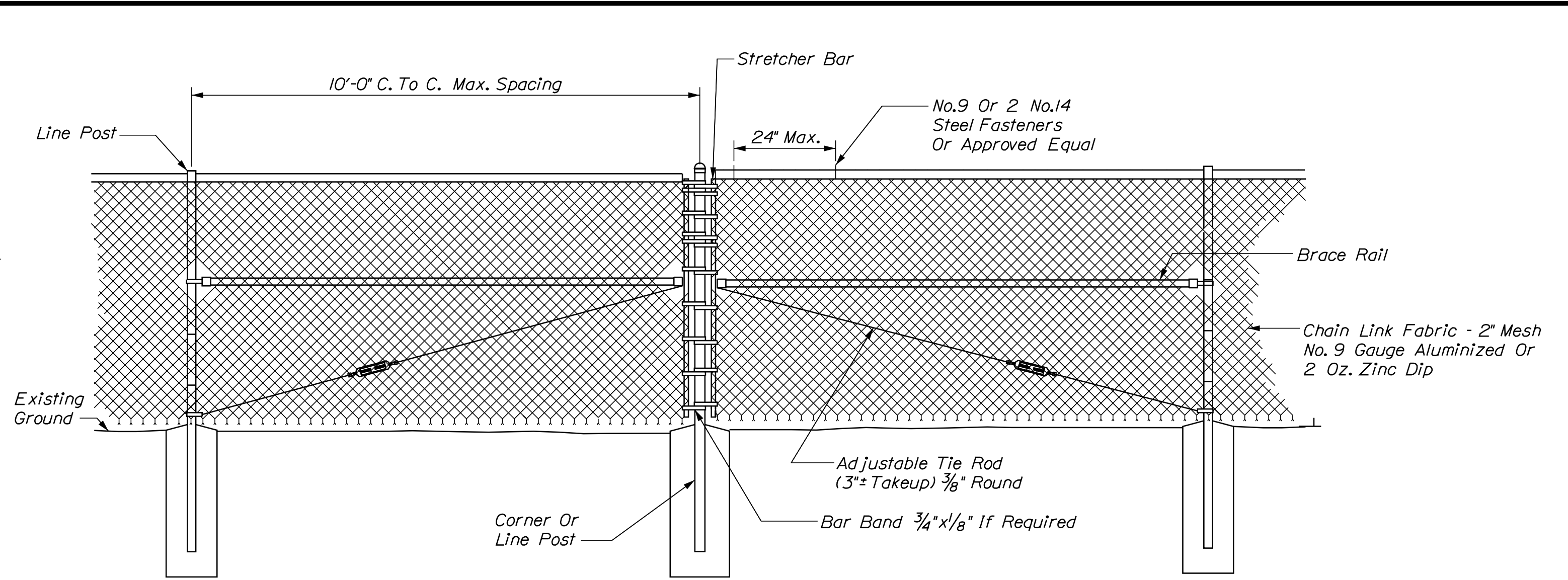
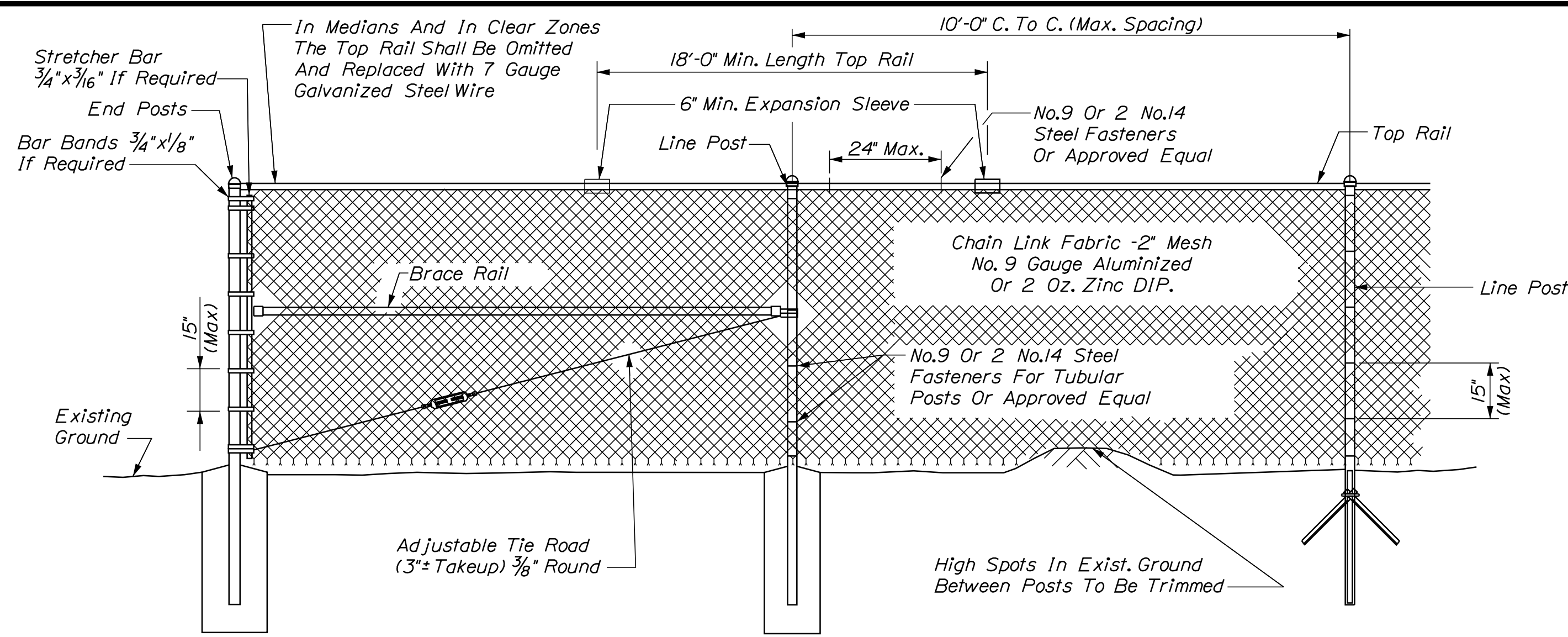
ROADWAY LUMINAIRE SCHEDULE					
LABEL	CATALOG NUMBER	DESCRIPTION	MINIUM LUMENS	LIGHT LOSE FACTOR	MAXIMUM WATTS
A-LD	AMERICAN ELECTRIC ATB0 B304 MVOLT R3 3K NL	LED COBRAHEAD, 3000K, CCT, 1ES TYPE 3 DISTRIBUTION	17000	0.67	124

Date: 11/13/2022  
Filename: ... \012\_Details\_Lighting-Notes-Sched.dgn

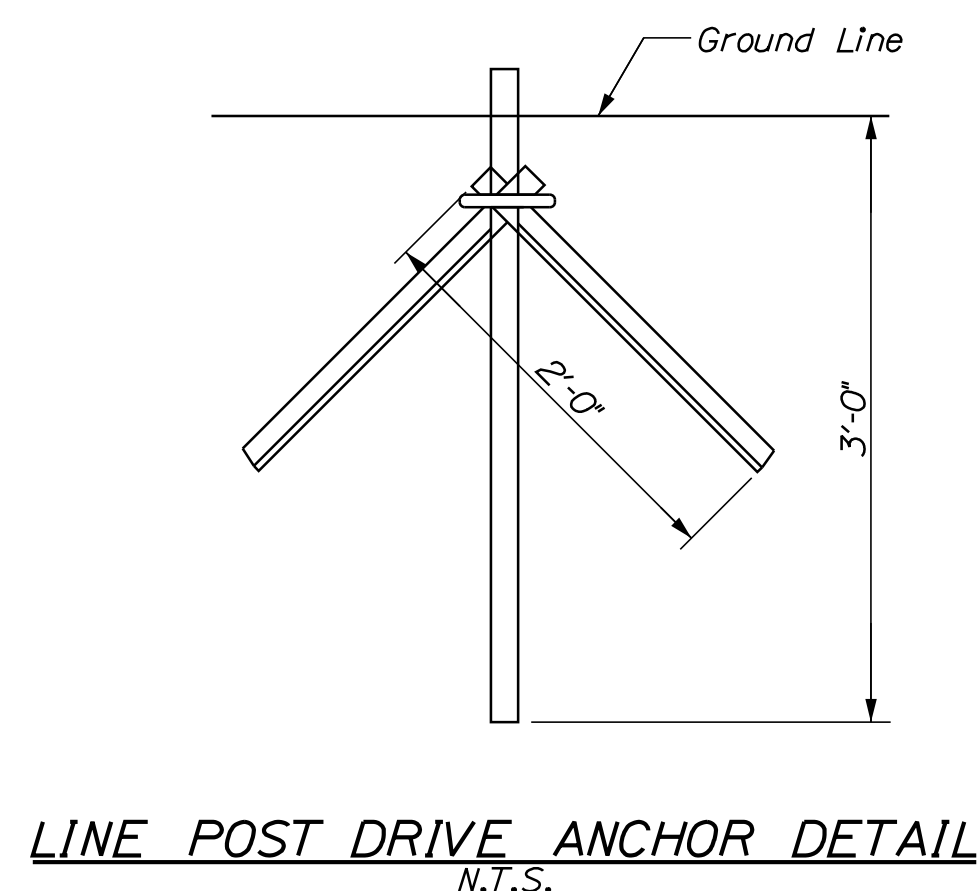
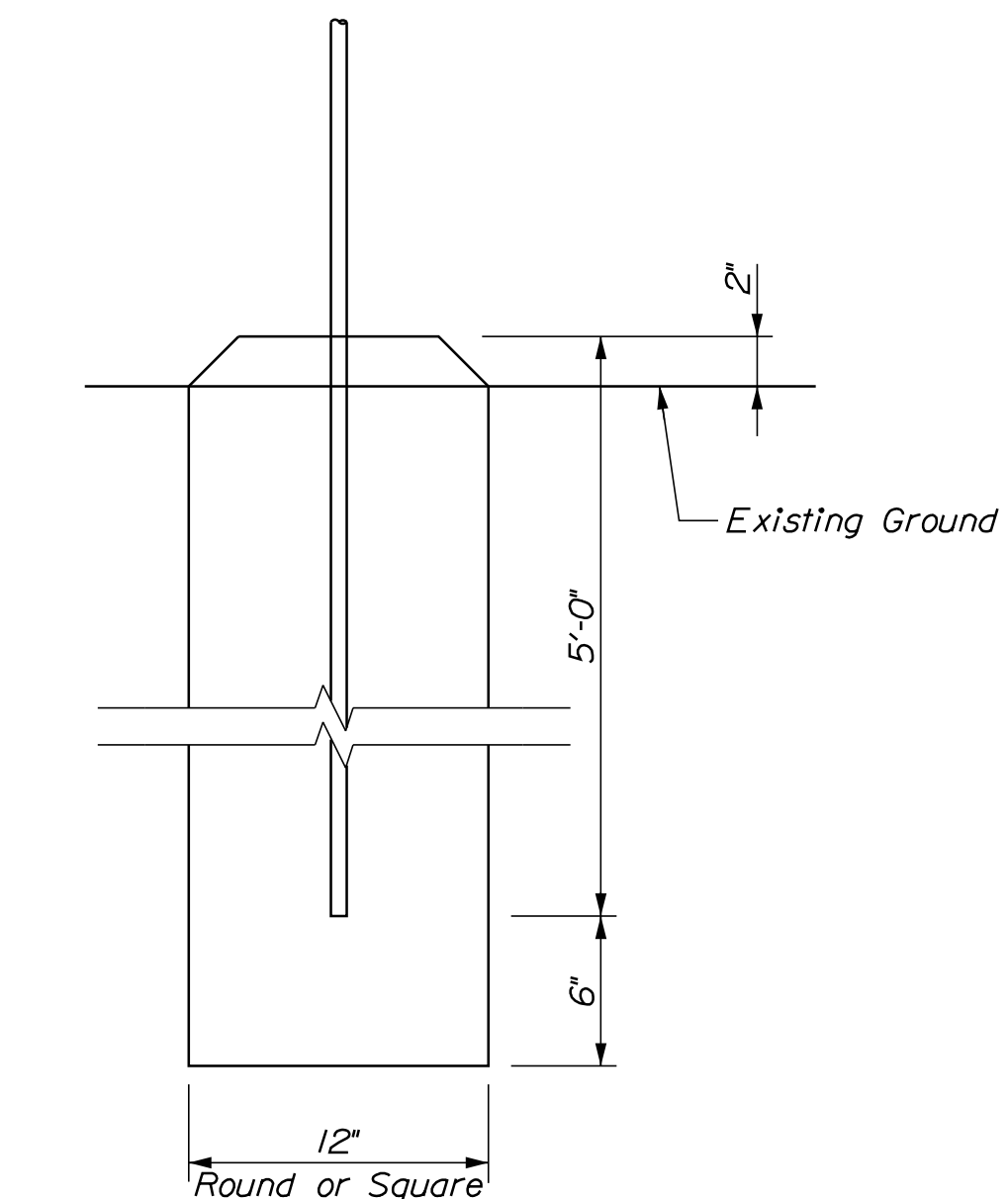
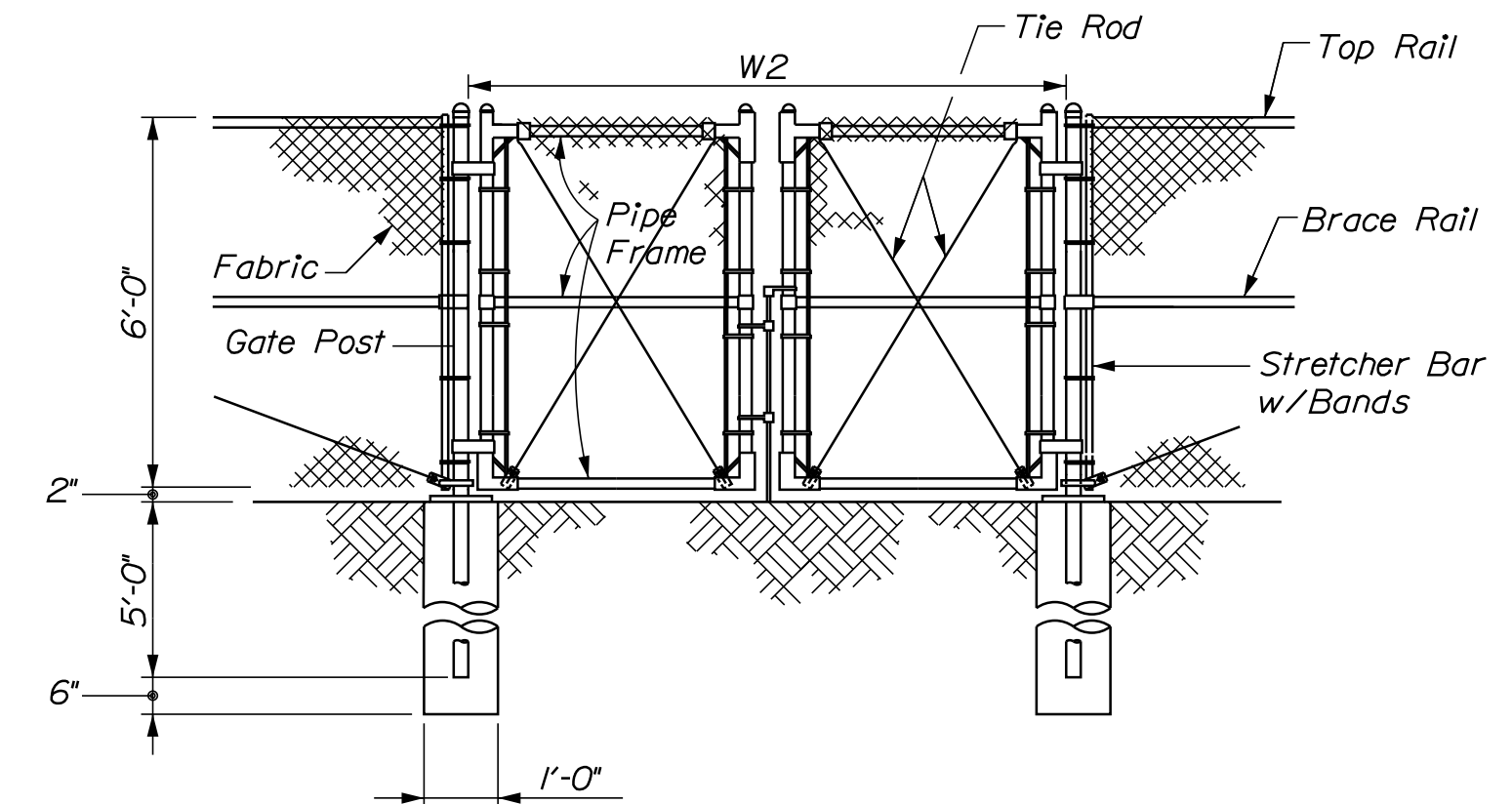
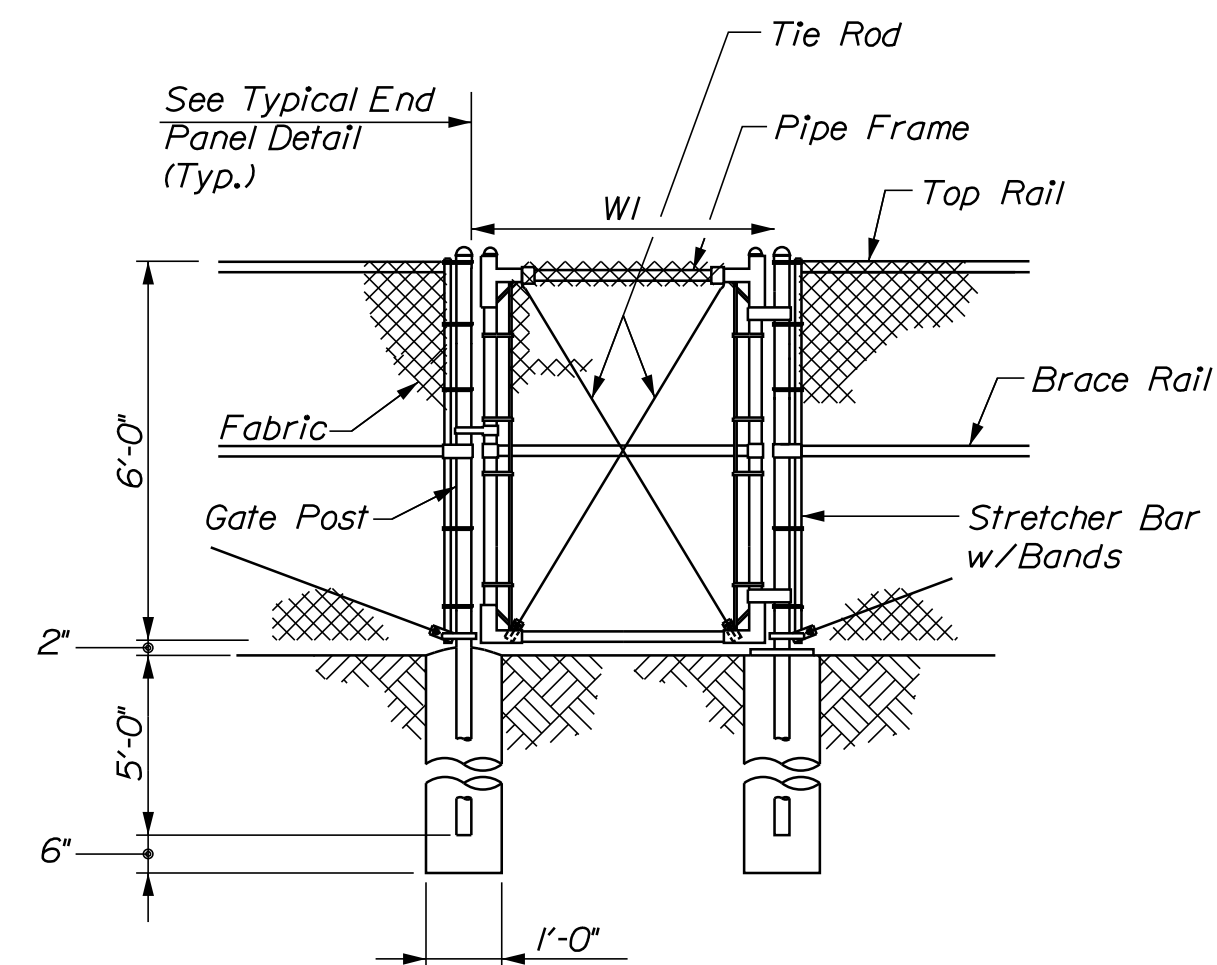
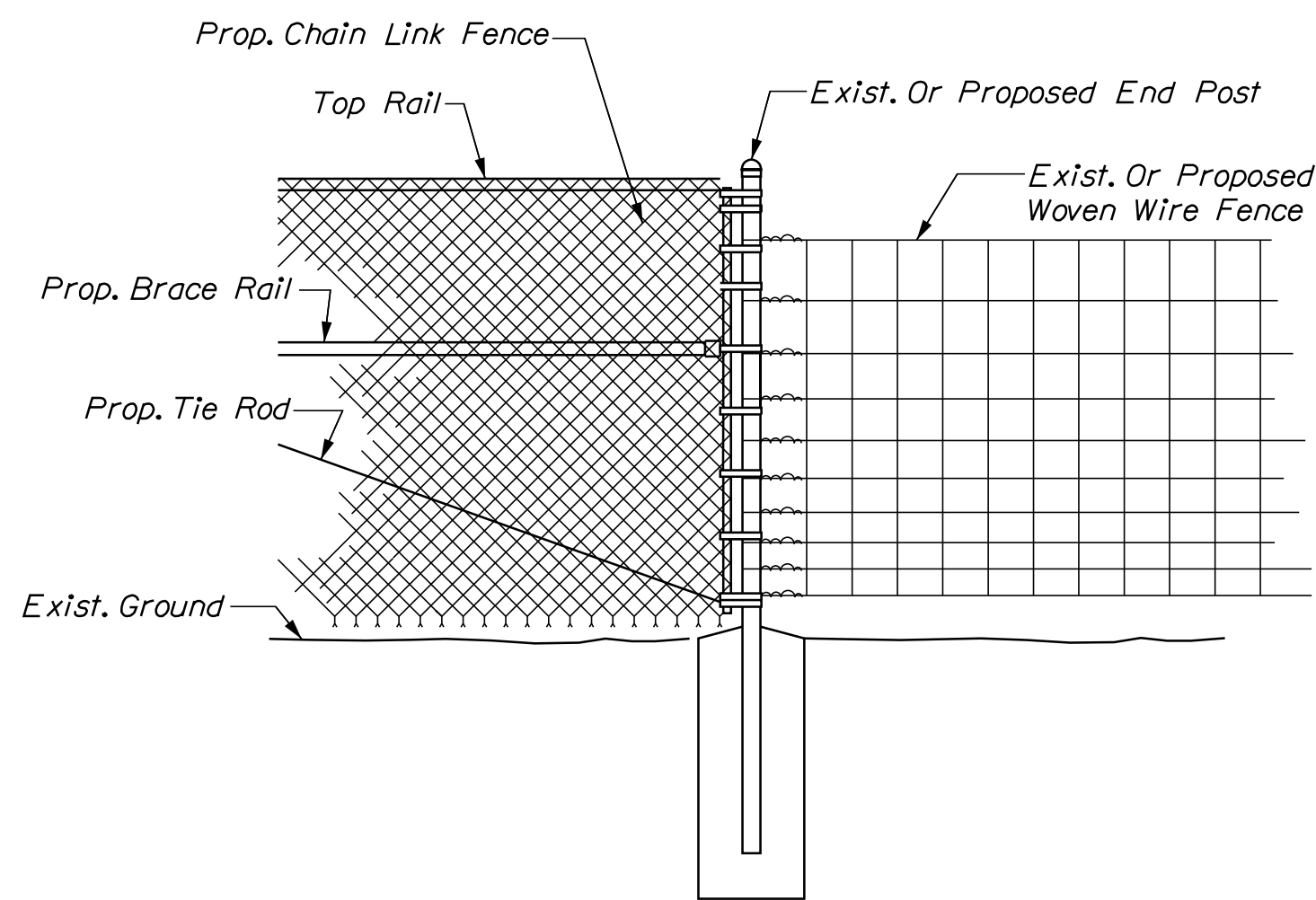
Scale:	Not to Scale		Designed by:			VANASSE HANGEN BRUSTLIN, INC. 500 Southborough Dr. Suite 105B South Portland, ME 04106 TEL (207) 889-3150 FAX (207) 253-5596		<b>THE GOLD STAR MEMORIAL HIGHWAY</b>	WEST GARDINER EXIT 102 LIGHTING NOTES, SCHEDULES, AND DETAILS
No.	Revision	By	Date	CONSULTANT PROJECT MANAGER: A. Grande		MTA PROJECT MANAGER: Ryan Barnes, PE, CPESC		WEST GARDINER EXIT 102 LIGHTING NOTES, SCHEDULES, AND DETAILS	
				Designed	JBD	11/13/2022	Checked	ECF	11/13/2022
				Drawn	AGC	11/13/2022	In Charge of	AG	11/13/2022
VHB: 55327.00								SHEET NUMBER: 12	
CONTRACT: 2023.02								12 OF 92	



Date: 11/15/2022



**TYPICAL INTERMEDIATE PANEL**  
N.T.S.



Gate Width		Gate Post
W1	W2	O.D.
to 6'	to 12'	3"
6' to 12'	12' to 24'	4"
12' to 18'	24' to 36'	6"

Bending moments based on grade 1 (schedule 40 steel)

Chain Link Fence	Shape	Nominal Size (Inches)	Bending Moment* (lbs.-in.)
End & Corner Posts	φ	2 I.D.	14,025
Line Posts	φ	1-1/2 I.D.	8,150
Top & Brace Rails	φ	1-1/4 I.D.	5,875

\* Material for grade 2 end, corner & line posts and top & brace rails must meet or exceed bending moments for grade 1 steel as noted above.

**NOTES**

1. Brace panels shall be installed where the change in grade between any three posts exceeds 15 percent.
2. No additional payment will be made for longer posts necessitated by large grade differential.
3. Type I bracing will be used at fence ends. Type II bracing will be used at corner posts.
4. When ledge is encountered, steel posts shall be set and grouted 12" deep unless the posts penetrate the ground to the depth indicated on the drawings.
5. Concrete for post foundation shall be Class B.
6. Brace, gate and end posts shall be set in concrete.
7. Chain link fence shall be installed with barbs down.
8. All components of chain link fence shall be in accordance with AASHTO M181.

Filename: ...013\_Details-Fence.dgn

Scale: Not to Scale

No.	Revision	By	Date

Designed by:

CONSULTANT PROJECT MANAGER: A. Grande

	By	Date	Checked	By	Date
Designed	JBD	11/15/2022		ECF	11/15/2022
Drawn	AGC	11/15/2022	In Charge of	AG	11/15/2022

VANASSE HANGEN BRUSTLIN, INC.  
500 Southborough Dr.  
Suite 105B  
South Portland, ME 04106  
TEL (207) 889-3150  
FAX (207) 253-5596

**THE GOLD STAR MEMORIAL HIGHWAY**

MTA PROJECT MANAGER: Ryan Barnes, PE, CPESC

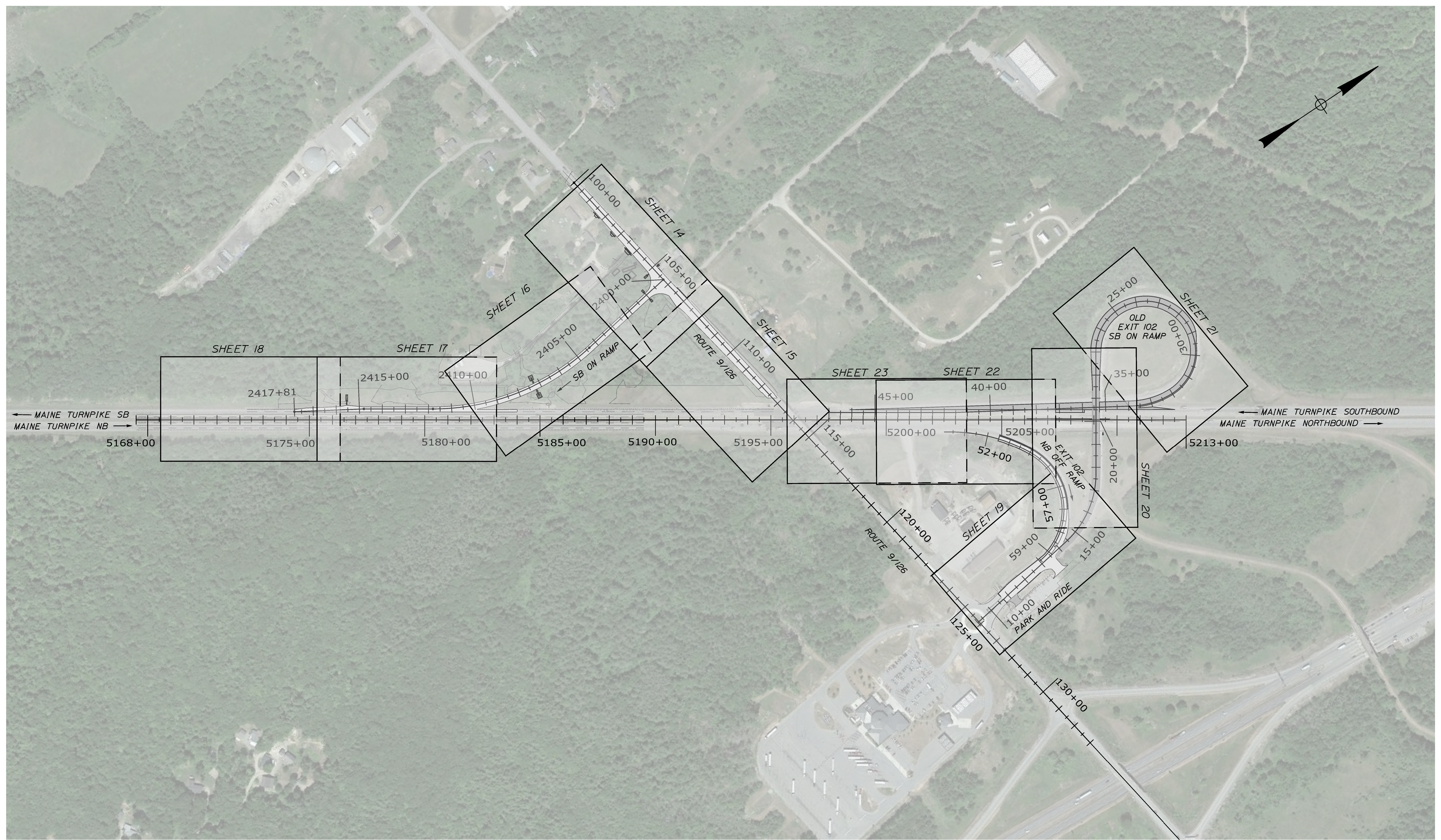
WEST GARDINER  
EXIT 102  
FENCING DETAILS

VHB: 55327.00  
CONTRACT: 2023.02

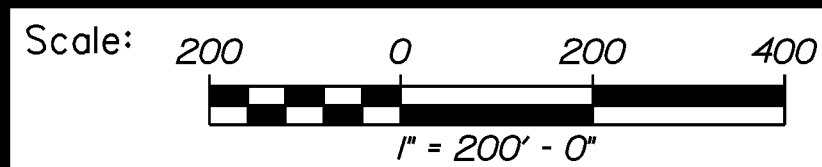
SHEET NUMBER: 13  
13 OF 92



Date: 11/15/2022




Filename: ...014\_HwyPlan\_00.dgn



Designed by:



VANASSE HANGEN BRUSTLIN, INC.  
 500 Southborough Dr.  
 Suite 105B  
 South Portland, ME 04106  
 TEL (207) 889-3150  
 FAX (207) 253-5596



THE GOLD STAR  
 MEMORIAL HIGHWAY

WEST GARDINER  
 EXIT 102  
 GENERAL PLANS LAYOUT

No.	Revision	By	Date

CONSULTANT PROJECT MANAGER: A. Grande					
	By	Date	Checked	By	Date
Designed	JBD	11/15/2022	ECF	ECF	11/15/2022
Drawn	AGC	11/15/2022	In Charge of	AG	11/15/2022

MTA PROJECT MANAGER: Ryan Barnes, PE, CPESC

VHB: 55327.00  
 CONTRACT: 2023.02

SHEET NUMBER: 14  
 14 OF 92

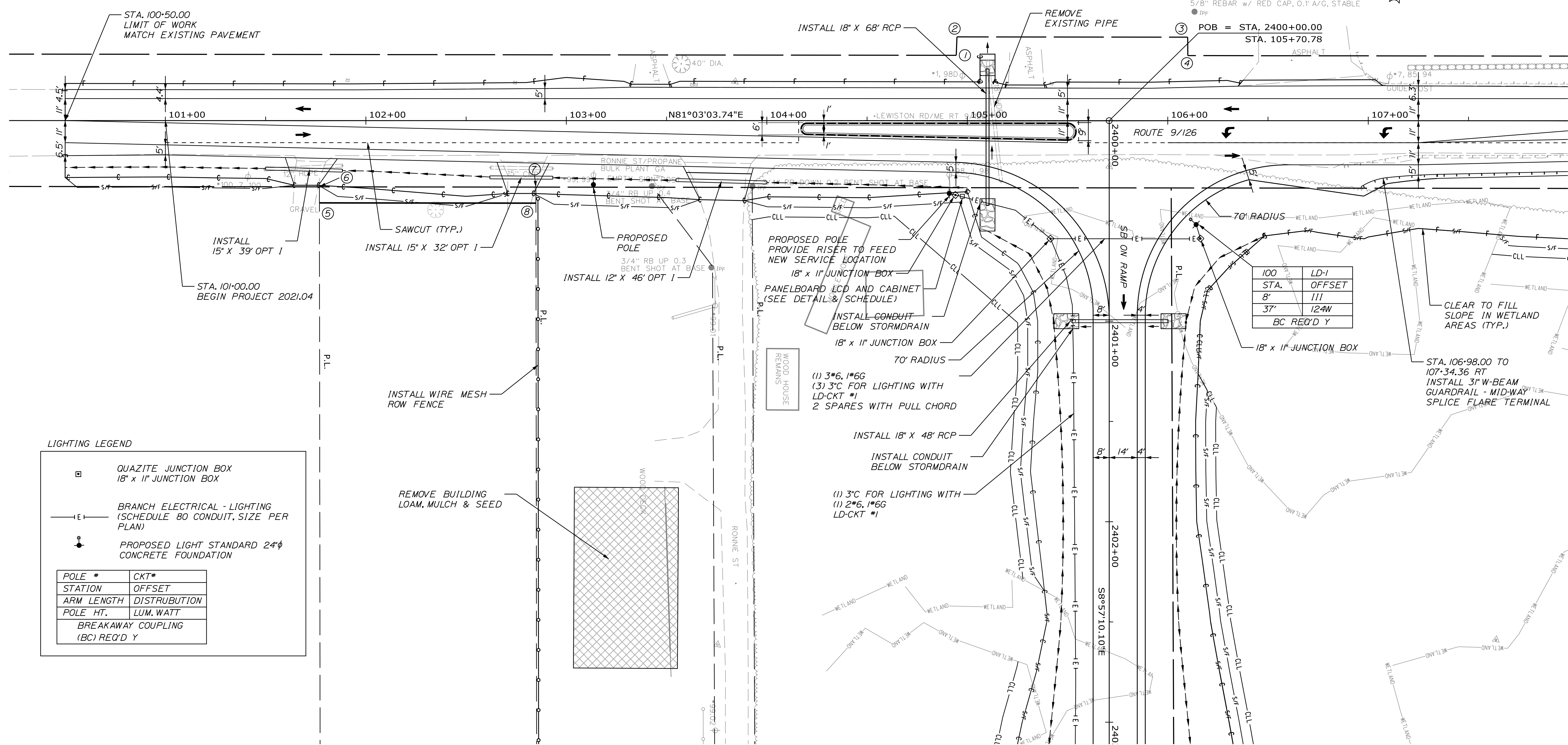
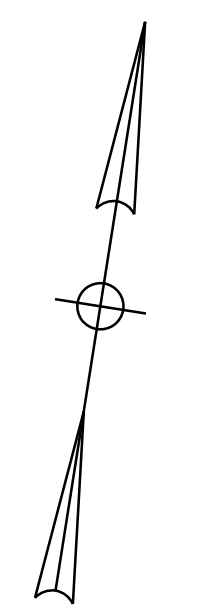


Date: 11/15/2022

POINT	STATION	OFFSET	LINE	BEARING	DISTANCE
1	104+94.50	32.59' LT	1-2	N 6°52'36" W	9.20'
2	104+94.83	41.79' LT	2-3	N 81°07'13" E	115.10'
3	106+09.93	41.65' LT	3-4	S 9°22'02" E	9.20'
4	106+10.00	32.45' LT	4-1	S 81°07'13" W	115.50'

POINT	STATION	OFFSET	LINE	BEARING	DISTANCE
5	101+76.82	41.03' RT	5-6	N 9°01'28" W	8.00'
6	101+76.82	33.03' RT	6-7	N 81°07'13" E	108.00'
7	102+84.82	33.16' RT	7-8	S 9°01'28" E	8.00'
8	102+84.82	41.16' RT	8-5	S 81°07'13" W	108.00'



**LIGHTING LEGEND**

- QUAZITE JUNCTION BOX  
18" x 11" JUNCTION BOX
- BRANCH ELECTRICAL - LIGHTING  
(SCHEDULE 80 CONDUIT, SIZE PER PLAN)
- PROPOSED LIGHT STANDARD 24"φ  
CONCRETE FOUNDATION

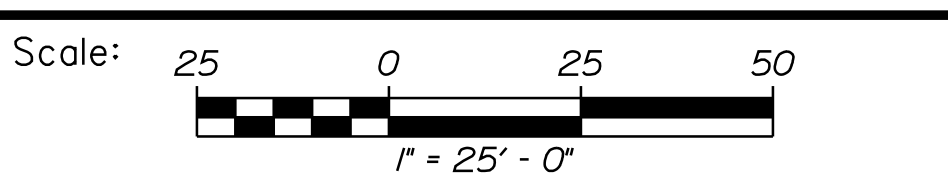
POLE #	CKT*
STATION	OFFSET
ARM LENGTH	DISTRIBUTION
POLE HT.	LUM. WATT

BREAKAWAY COUPLING  
(BC) REQ'D Y


100	LD-1
STA.	OFFSET
8'	III
37'	124W

BC REQ'D Y

Filename: ...015\_HywwPlan\_01.dgn



Designed by:




No.	Revision	By	Date

CONSULTANT PROJECT MANAGER: A. Grande

	By	Date		By	Date
Designed	JBD	11/15/2022	Checked	ECF	11/15/2022
Drawn	AGC	11/15/2022	In Charge of	AG	11/15/2022

VANASSE HANGEN BRUSTLIN, INC.  
 500 Southborough Dr.  
 Suite 105B  
 South Portland, ME 04106  
 TEL (207) 889-3150  
 FAX (207) 253-5596



**THE GOLD STAR  
MEMORIAL HIGHWAY**

MTA PROJECT MANAGER: Ryan Barnes, PE, CPESC

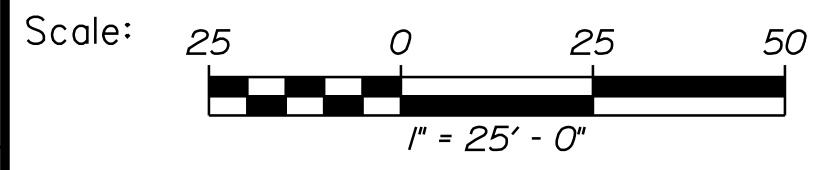
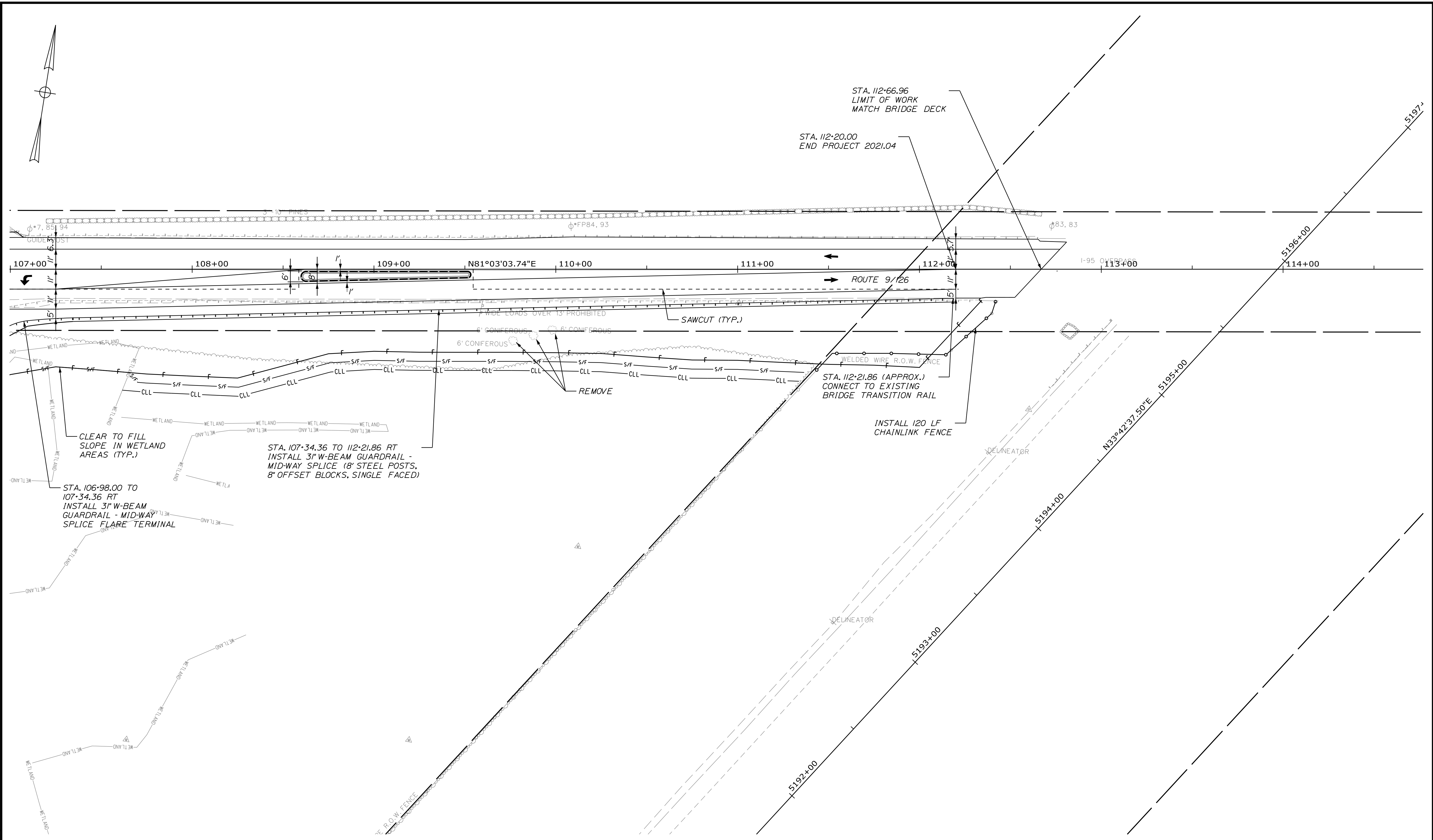
**WEST GARDINER  
EXIT 102  
GENERAL PLAN (1 OF 6)**

VHB: 55327.00  
CONTRACT: 2023.02

SHEET NUMBER: 15  
15 OF 92


Date: 11/15/2022

Filename: ...016\_HwyPlan\_02.dgn



No.	Revision	By	Date

Designed by:



CONSULTANT PROJECT MANAGER: A. Grande

	By	Date		By	Date
Designed	JBD	11/15/2022	Checked	ECF	11/15/2022
Drawn	AGC	11/15/2022	In Charge of	AG	11/15/2022

VANASSE HANGEN BRUSTLIN, INC.  
 500 Southborough Dr.  
 Suite 105B  
 South Portland, ME 04106  
 TEL (207) 889-3150  
 FAX (207) 253-5596



**THE GOLD STAR  
 MEMORIAL HIGHWAY**

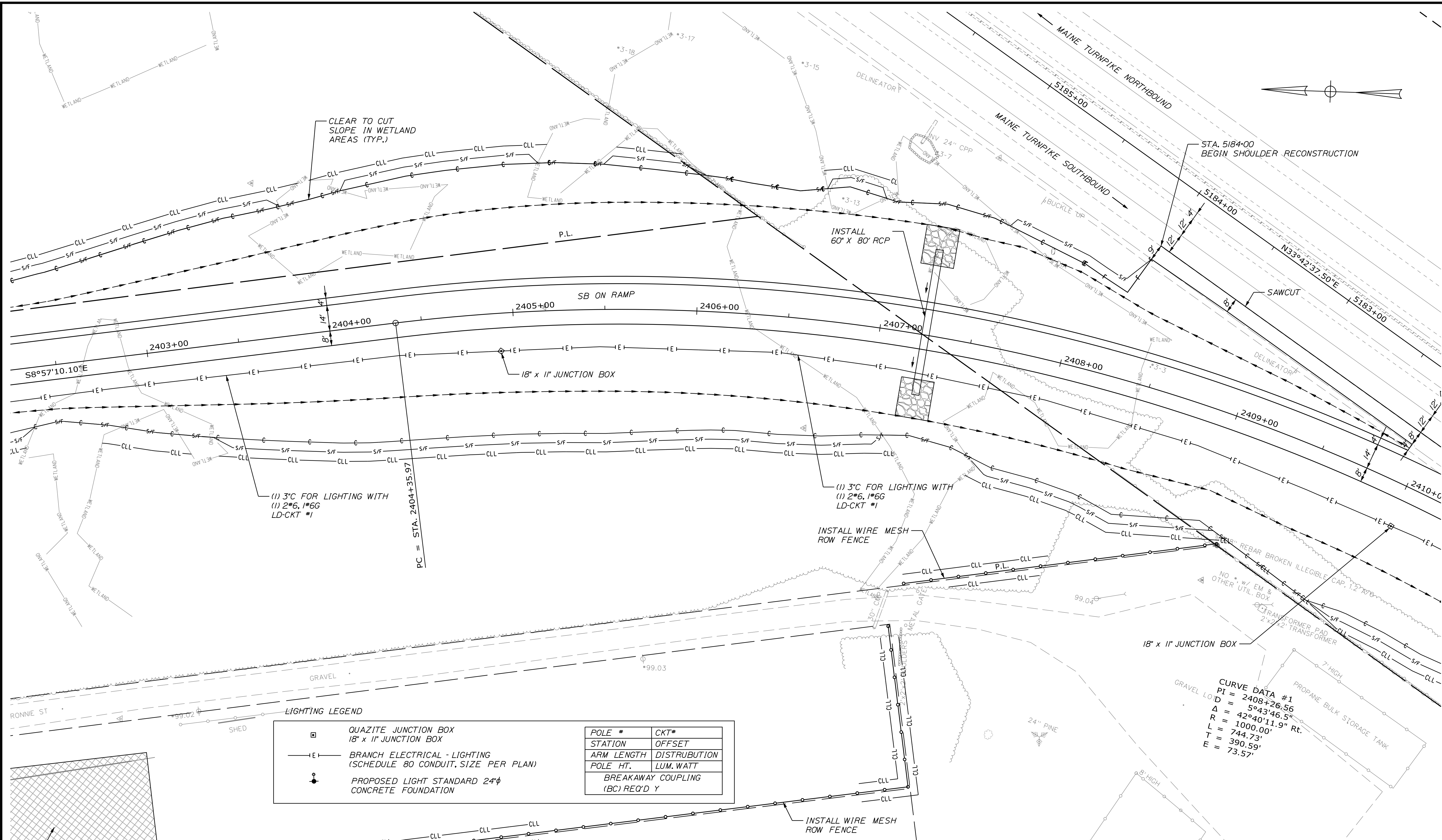
MTA PROJECT MANAGER: Ryan Barnes, PE, CPESC

**WEST GARDINER  
 EXIT 102  
 GENERAL PLAN (2 OF 6)**

VHB: 55327.00  
 CONTRACT: 2023.02

SHEET NUMBER: 16  
 16 OF 92

Date: 11/15/2022



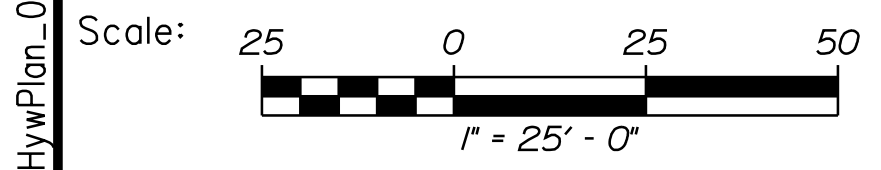
**LIGHTING LEGEND**

	QUAZITE JUNCTION BOX 18" x 11" JUNCTION BOX
	BRANCH ELECTRICAL - LIGHTING (SCHEDULE 80 CONDUIT, SIZE PER PLAN)
	PROPOSED LIGHT STANDARD 24"φ CONCRETE FOUNDATION

POLE #	CKT#
STATION	OFFSET
ARM LENGTH	DISTRIBUTION
POLE HT.	LUM. WATT
BREAKAWAY COUPLING (BC) REQ'D Y	

**CURVE DATA #1**

PI	= 2408+26.56
LOD	= 5°43'46.5"
R	= 42°40'11.9" Rt.
L	= 1000.00'
T	= 744.73'
E	= 390.59'



Designed by:



VANASSE HANGEN BRUSTLIN, INC.  
500 Southborough Dr.  
Suite 105B  
South Portland, ME 04106  
TEL (207) 889-3150  
FAX (207) 253-5596



**THE GOLD STAR  
MEMORIAL HIGHWAY**

**WEST GARDINER  
EXIT 102  
GENERAL PLAN (3 OF 6)**

Filename: ...017\_HwyPlan\_03.dgn


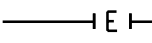

No.	Revision	By	Date

CONSULTANT PROJECT MANAGER: A. Grande

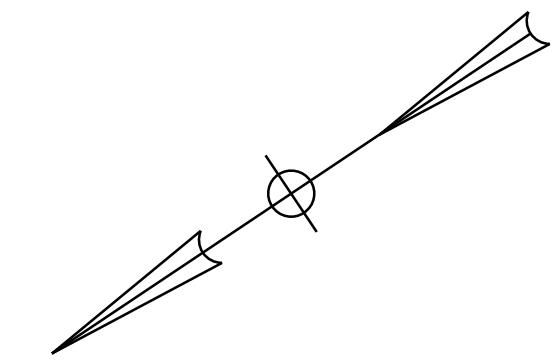
	By	Date		By	Date
Designed	JBD	11/15/2022	Checked	ECF	11/15/2022
Drawn	AGC	11/15/2022	In Charge of	AG	11/15/2022



LIGHTING LEGEND

 QUAZITE JUNCTION BOX  
 18" x 11" JUNCTION BOX  
 BRANCH ELECTRICAL - LIGHTING  
 (SCHEDULE 80 CONDUIT, SIZE PER PLAN)  
 PROPOSED LIGHT STANDARD 24"φ  
 CONCRETE FOUNDATION

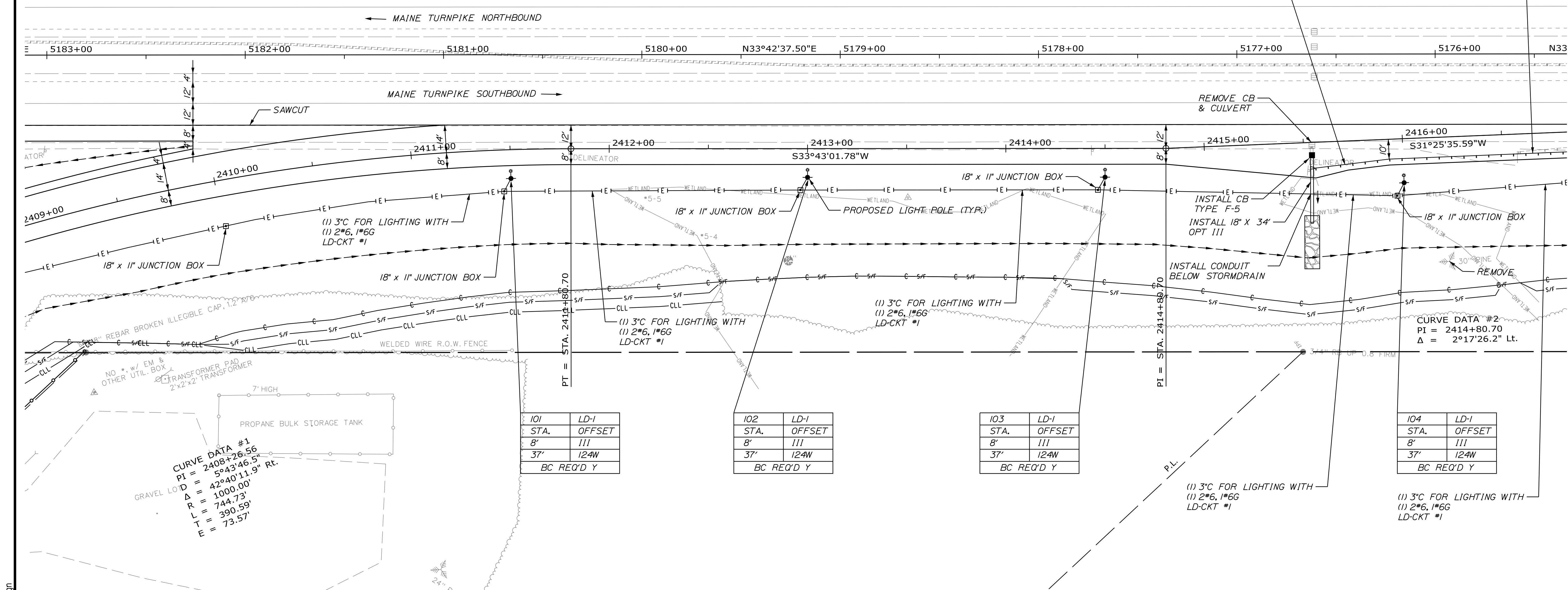
POLE #	CKT#
STATION	OFFSET
ARM LENGTH	DISTRUBUTION
POLE HT.	LUM. WATT
BREAKAWAY COUPLING (BC) REQ'D Y	



STA. 2415+55.69 TO 2416+05.69 RT  
 INSTALL 3" W-BEAM GUARDRAIL - MID-WAY  
 SPLICE (7' STEEL POSTS, 8' OFFSET BLOCKS, SINGLE FACED)

STA. 2416+05.69 TO 2417+80.69 RT  
 INSTALL 3" W-BEAM GUARDRAIL - MID-WAY  
 SPLICE (7' STEEL POSTS, 8' OFFSET BLOCKS, SINGLE FACED)

Date: 11/15/2022



CURVE DATA #1  
 PI = 2408+26.56  
 Δ = 5°43'46.5"  
 R = 42°40'11.9" RT.  
 L = 1000.00'  
 T = 744.73'  
 E = 390.59'  
 E = 73.57'

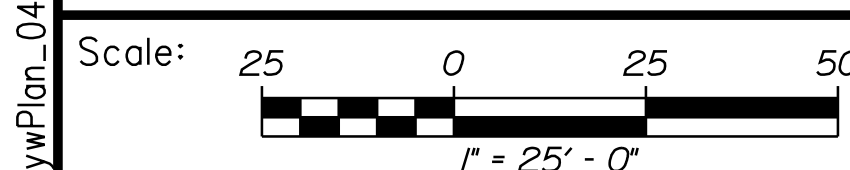
POLE #	CKT#
101	LD-1
STA.	OFFSET
8'	111
37'	124W
BC REQ'D Y	

POLE #	CKT#
102	LD-1
STA.	OFFSET
8'	111
37'	124W
BC REQ'D Y	


POLE #	CKT#
103	LD-1
STA.	OFFSET
8'	111
37'	124W
BC REQ'D Y	

POLE #	CKT#
104	LD-1
STA.	OFFSET
8'	111
37'	124W
BC REQ'D Y	

CURVE DATA #2  
 PI = 2414+80.70  
 Δ = 2°17'26.2" Lt.



Designed by:




No.	Revision	By	Date

CONSULTANT PROJECT MANAGER: A. Grande

	By	Date		By	Date
Designed	JBD	11/15/2022	Checked	ECF	11/15/2022
Drawn	AGC	11/15/2022	In Charge of	AG	11/15/2022

VANASSE HANGEN BRUSTLIN, INC.  
 500 Southborough Dr.  
 Suite 105B  
 South Portland, ME 04106  
 TEL (207) 889-3150  
 FAX (207) 253-5596



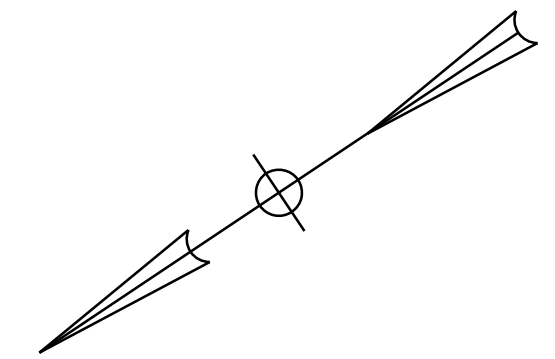
**THE GOLD STAR  
 MEMORIAL HIGHWAY**

MTA PROJECT MANAGER: Ryan Barnes, PE, CPESC

**WEST GARDINER  
 EXIT 102  
 GENERAL PLAN (4 OF 6)**

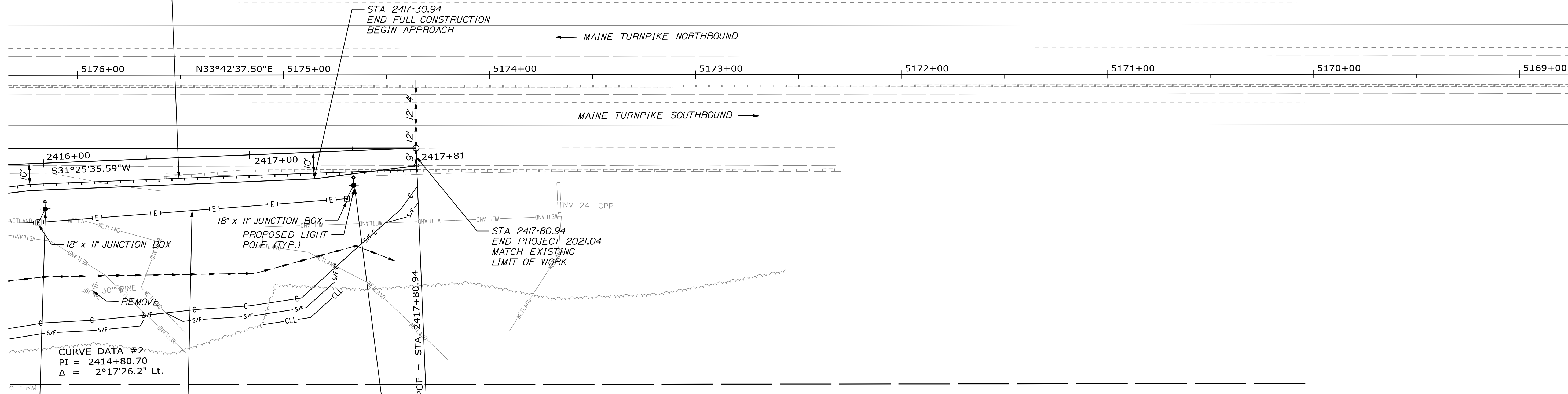
VHB: 55327.00 SHEET NUMBER: 18  
 CONTRACT: 2023.02 18 OF 92

Filename: ...018\_HywwPlan\_04.dgn



Date: 11/15/2022

STA. 2416+05.69 TO  
2417+80.69 RT  
INSTALL 3" W-BEAM  
GUARDRAIL - MID-WAY  
SPLICE (7' STEEL POSTS,  
8" OFFSET BLOCKS,  
SINGLE FACED)



104	LD-1
STA.	OFFSET
8'	111
37'	124W
BC REQ'D Y	

105	LD-1
STA.	OFFSET
8'	111
37'	124W
BC REQ'D Y	

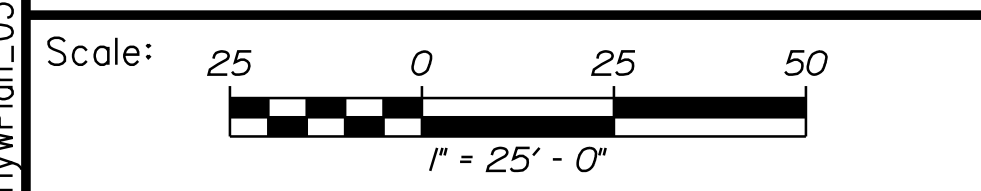
LIGHTING LEGEND

- QUAZITE JUNCTION BOX  
18' x 11' JUNCTION BOX
- BRANCH ELECTRICAL - LIGHTING  
(SCHEDULE 80 CONDUIT, SIZE PER PLAN)
- PROPOSED LIGHT STANDARD 24"φ  
CONCRETE FOUNDATION


POLE #	CKT#
STATION	OFFSET
ARM LENGTH	DISTRUBUTION
POLE HT.	LUM. WATT
BREAKAWAY COUPLING (BC) REQ'D Y	

(1) 3" C FOR LIGHTING WITH  
(1) 2" 6, 1" 6G  
LD-CKT #1

Filename: ... \019\_HywwPlan\_05.dgn




Designed by:



CONSULTANT PROJECT MANAGER: A. Grande			
	By	Date	
Designed	JBD	11/15/2022	Checked
Drawn	AGC	11/15/2022	In Charge of
			By
			Date
			11/15/2022
			11/15/2022

VANASSE HANGEN BRUSTLIN, INC.  
500 Southborough Dr.  
Suite 105B  
South Portland, ME 04106  
TEL (207) 889-3150  
FAX (207) 253-5596



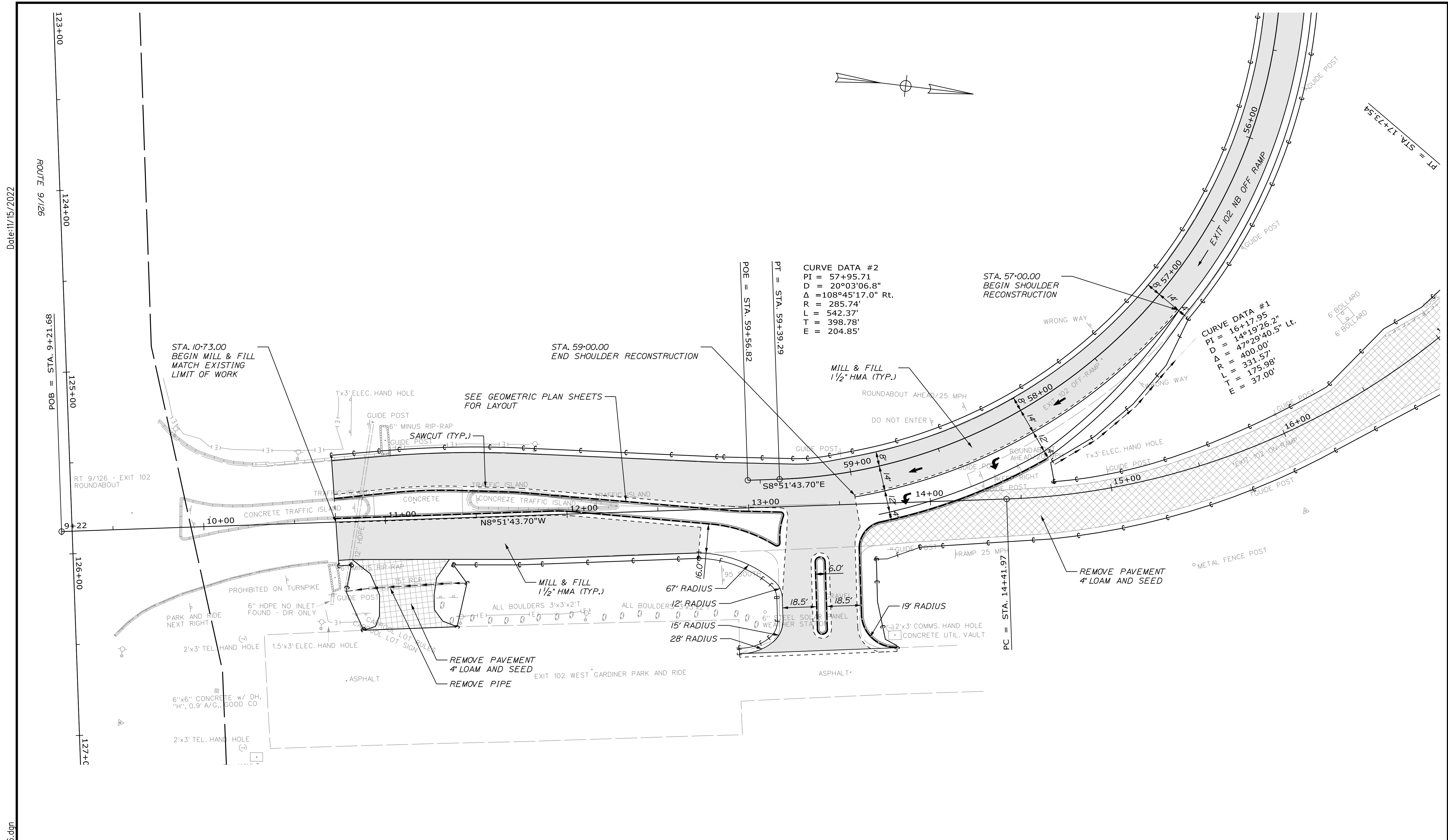
**THE GOLD STAR  
MEMORIAL HIGHWAY**

MTA PROJECT MANAGER: Ryan Barnes, PE, CPESC

WEST GARDINER  
EXIT 102  
GENERAL PLAN (5 OF 6)

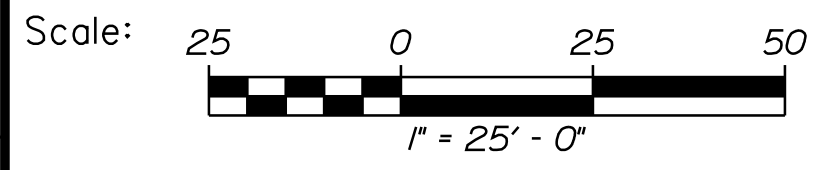
VHB: 55327.00  
CONTRACT: 2023.02

SHEET NUMBER: 19  
19 OF 92




Date: 11/15/2022

Filename: ... \020\_HwyPlan\_06.dgn



No.	Revision	By	Date

Designed by:



CONSULTANT PROJECT MANAGER: A. Grande

	By	Date	Checked	By	Date
Designed	JBD	11/15/2022	ECF	ECF	11/15/2022
Drawn	AGC	11/15/2022	In Charge of	AG	11/15/2022

VANASSE HANGEN BRUSTLIN, INC.  
 500 Southborough Dr.  
 Suite 105B  
 South Portland, ME 04106  
 TEL (207) 889-3150  
 FAX (207) 253-5596



**THE GOLD STAR  
 MEMORIAL HIGHWAY**

MTA PROJECT MANAGER: Ryan Barnes, PE, CPESC

**WEST GARDINER  
 EXIT 102  
 GENERAL PLAN (6 OF 6)**

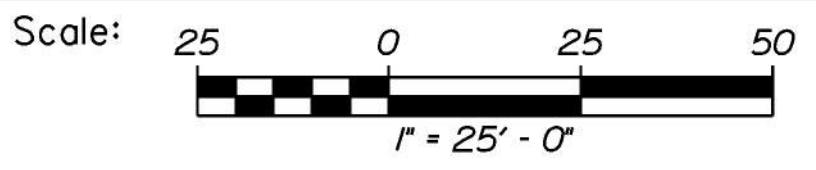
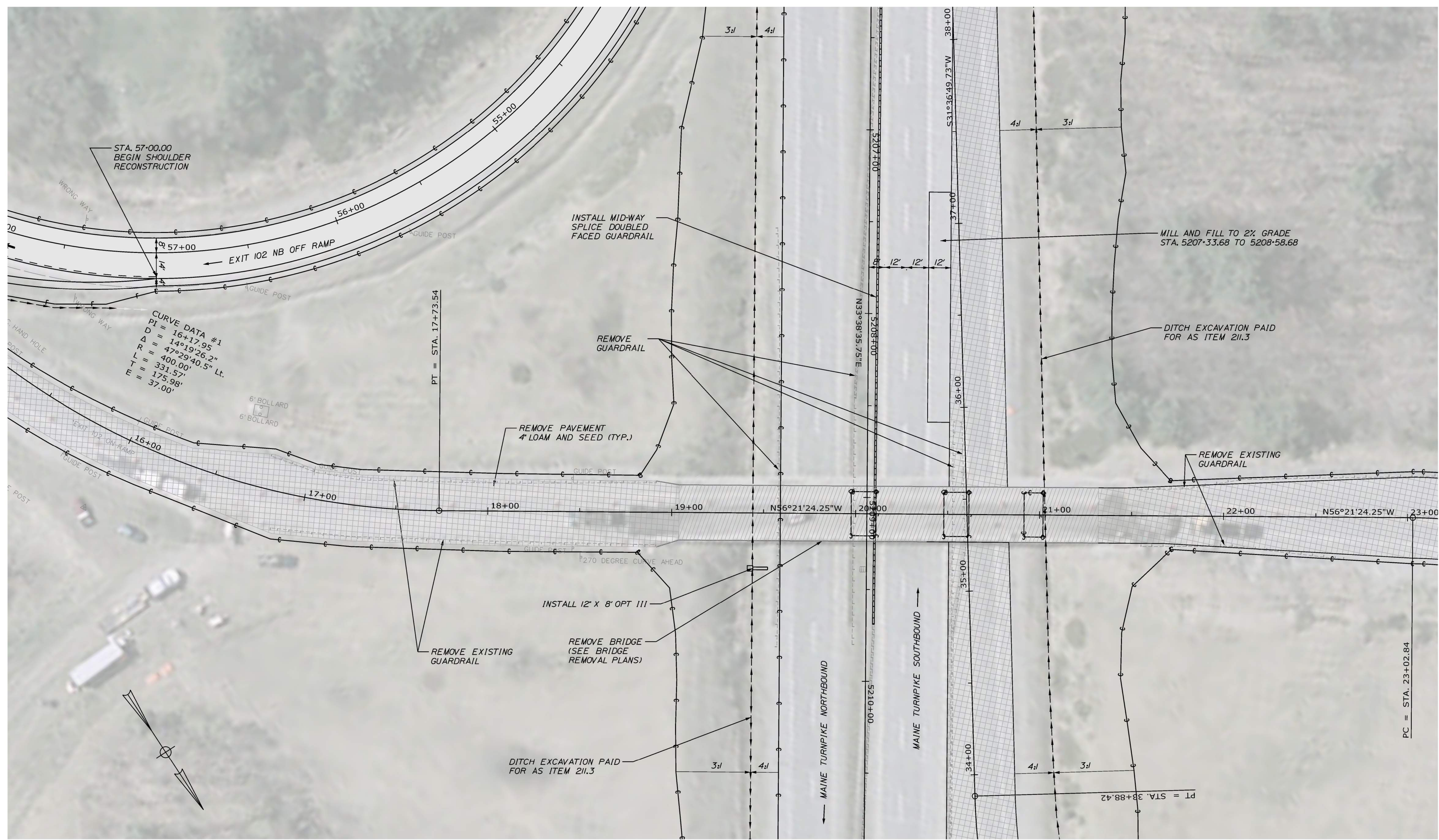
VHB: 55327.00  
 CONTRACT: 2023.02

SHEET NUMBER: 20  
 20 OF 92



Date: 11/15/2022

Filename: ...021\_HwyPlan\_07.dgn



Designed by:



VANASSE HANGEN BRUSTLIN, INC.  
 500 Southborough Dr.  
 Suite 105B  
 South Portland, ME 04106  
 TEL (207) 889-3150  
 FAX (207) 253-5596



THE GOLD STAR  
 MEMORIAL HIGHWAY

WEST GARDINER  
 EXIT 102  
 GENERAL PLAN  
 REMOVAL OF EXISTING RAMP (1 OF 4)

No.	Revision	By	Date

CONSULTANT PROJECT MANAGER: A. Grande			
	By	Date	
Designed	JBD	11/15/2022	Checked ECF 11/15/2022
Drawn	AGC	11/15/2022	In Charge of AG 11/15/2022

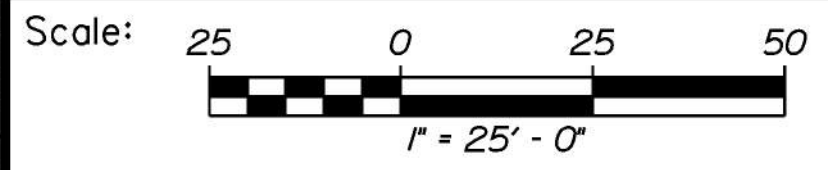
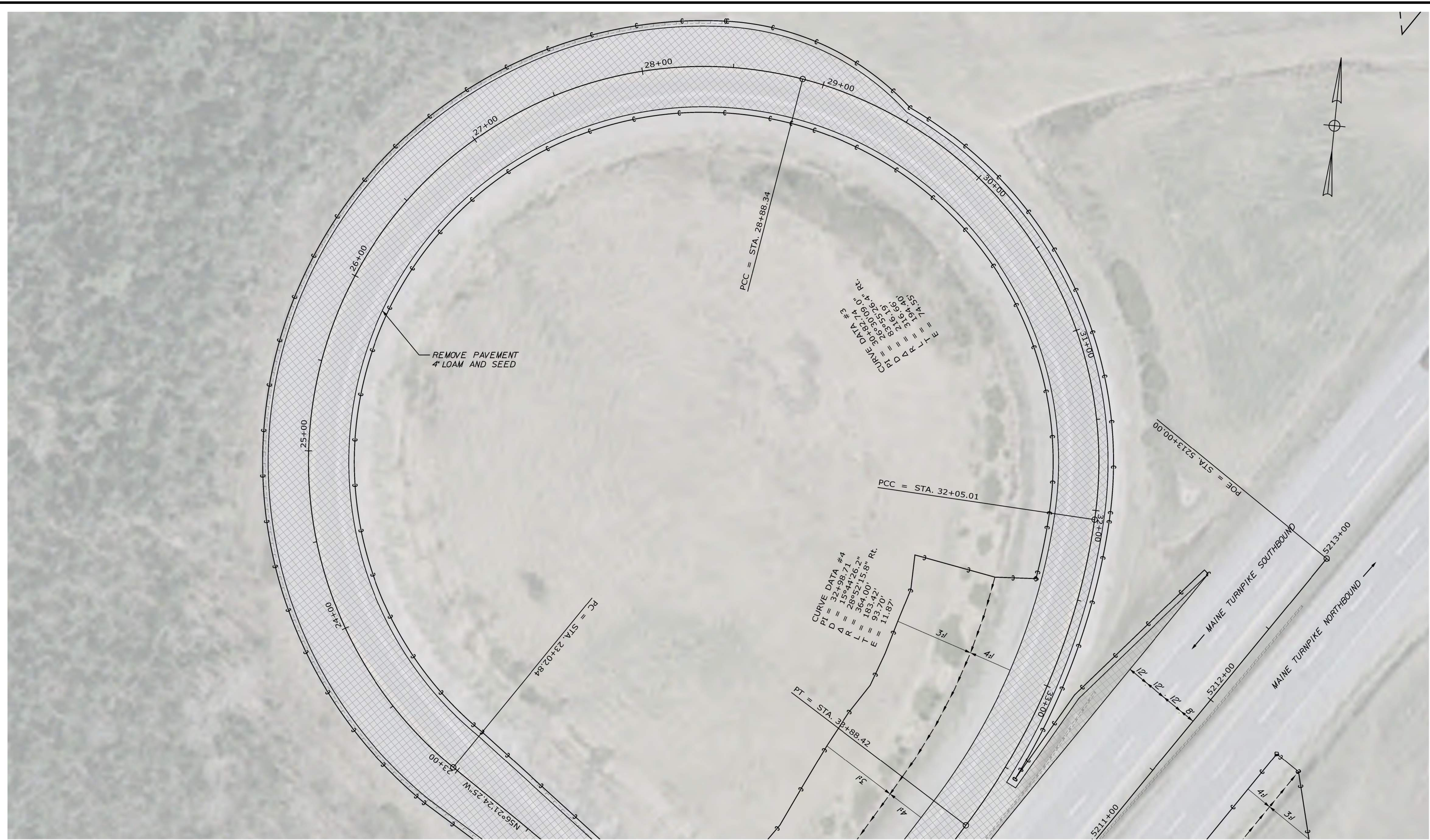
MTA PROJECT MANAGER: Ryan Barnes, PE, CPESC

VHB: 55327.00  
 CONTRACT: 2023.02  
 SHEET NUMBER: 21  
 21 OF 92




Date: 11/15/2022

Filename: ...022\_HwyPlan\_08.dgn



No.	Revision	By	Date


Designed by:



CONSULTANT PROJECT MANAGER: A. Grande

	By	Date	Checked	By	Date
Designed	JBD	11/15/2022	ECF	ECF	11/15/2022
Drawn	AGC	11/15/2022	In Charge of	AG	11/15/2022

VANASSE HANGEN BRUSTLIN, INC.  
 500 Southborough Dr.  
 Suite 105B  
 South Portland, ME 04106  
 TEL (207) 889-3150  
 FAX (207) 253-5596



**THE GOLD STAR  
 MEMORIAL HIGHWAY**

MTA PROJECT MANAGER: Ryan Barnes, PE, CPESC

**WEST GARDINER  
 EXIT 102  
 GENERAL PLAN  
 REMOVAL OF EXISTING RAMP (2 OF 4)**

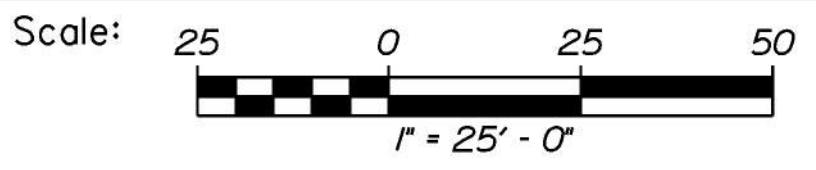
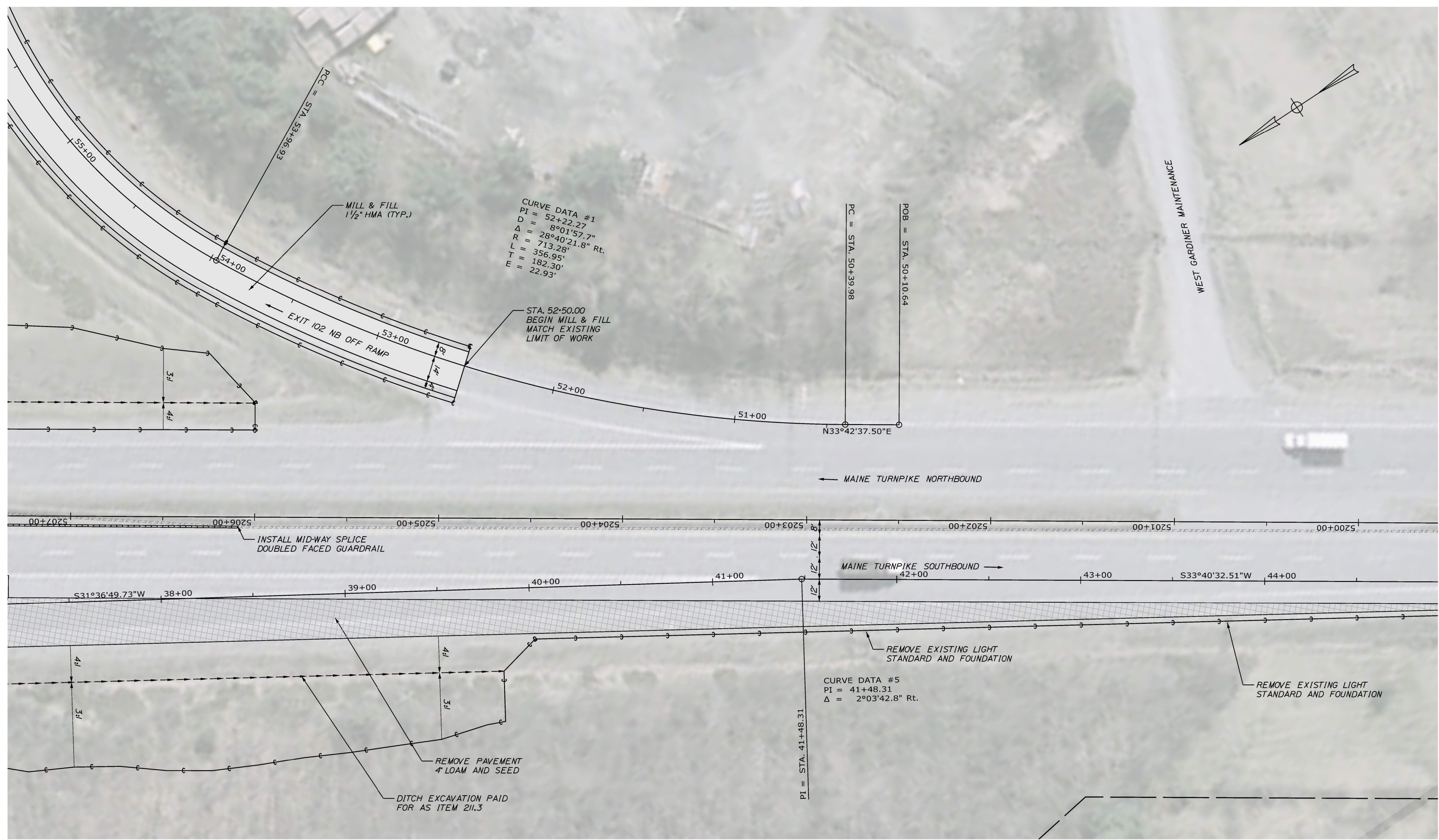
VHB: 55327.00  
 CONTRACT: 2023.02

SHEET NUMBER: 22  
 22 OF 92




Date: 11/15/2022

Filename: ...023\_HwyPlan\_09.dgn



No.	Revision	By	Date


Designed by:



CONSULTANT PROJECT MANAGER: A. Grande

	By	Date	Checked	By	Date
Designed	JBD	11/15/2022	ECF	AGC	11/15/2022
Drawn	AGC	11/15/2022	In Charge of	AG	11/15/2022

VANASSE HANGEN BRUSTLIN, INC.  
 500 Southborough Dr.  
 Suite 105B  
 South Portland, ME 04106  
 TEL (207) 889-3150  
 FAX (207) 253-5596



**THE GOLD STAR  
 MEMORIAL HIGHWAY**

MTA PROJECT MANAGER: Ryan Barnes, PE, CPESC

**WEST GARDINER  
 EXIT 102  
 GENERAL PLAN  
 REMOVAL OF EXISTING RAMP (3 OF 4)**

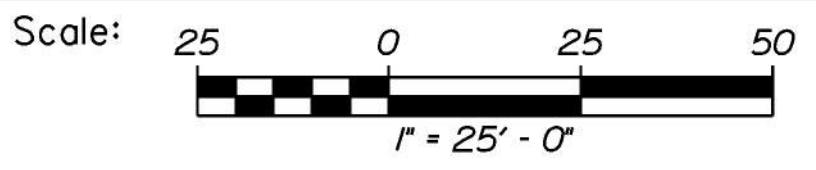
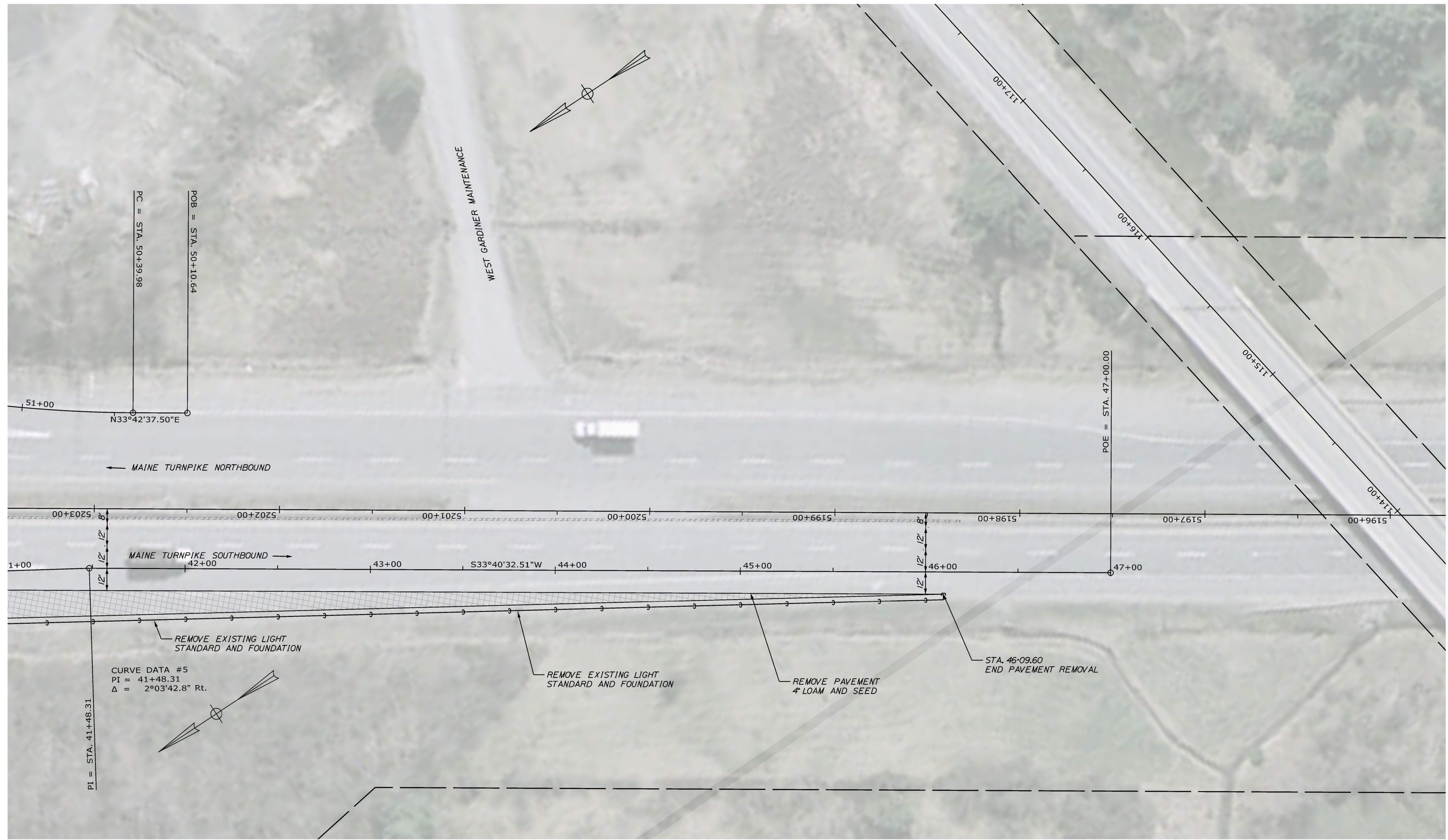
VHB: 55327.00  
 CONTRACT: 2023.02

SHEET NUMBER: 23  
 23 OF 92



Date: 11/15/2022

Filename: ...024\_HwyPlan\_10.dgn



Designed by:



VANASSE HANGEN BRUSTLIN, INC.  
 500 Southborough Dr.  
 Suite 105B  
 South Portland, ME 04106  
 TEL (207) 889-3150  
 FAX (207) 253-5596



**THE GOLD STAR  
 MEMORIAL HIGHWAY**

**WEST GARDINER  
 EXIT 102  
 GENERAL PLAN  
 REMOVAL OF EXISTING RAMP (4 OF 4)**

No.	Revision	By	Date

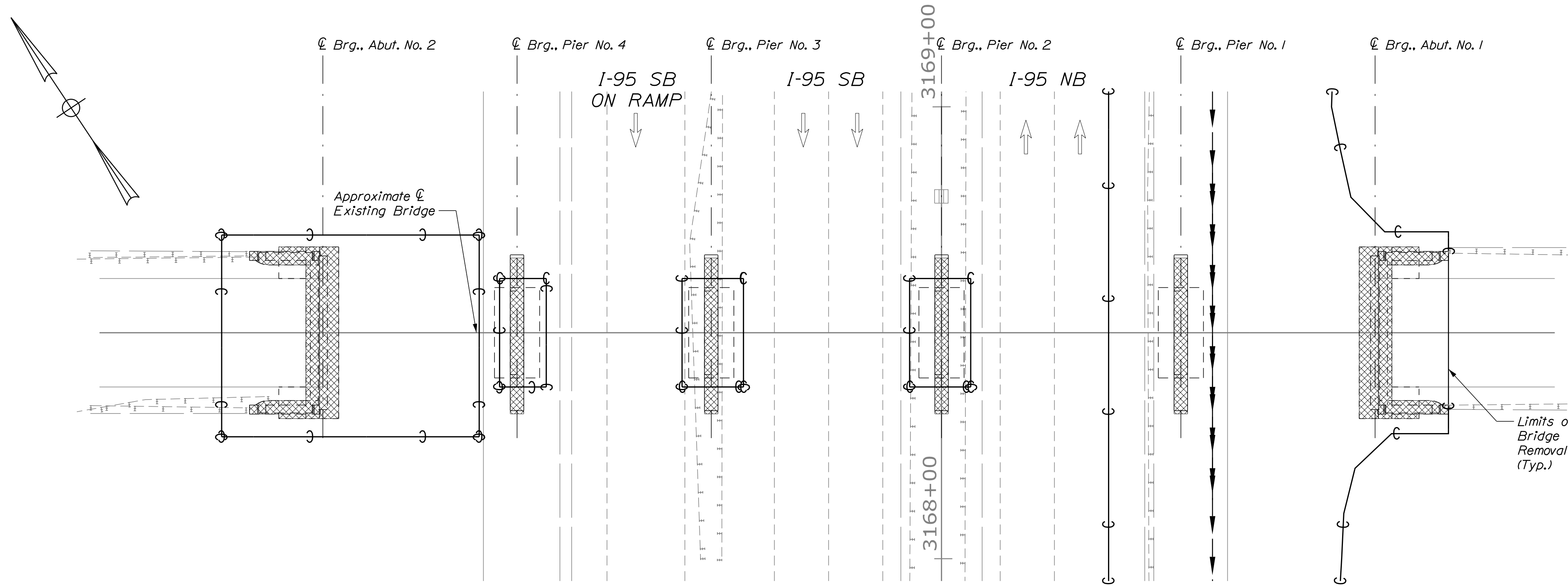
CONSULTANT PROJECT MANAGER: A. Grande					
	By	Date	Checked	By	Date
Designed	JBD	11/15/2022	ECF	ECF	11/15/2022
Drawn	AGC	11/15/2022	In Charge of	AG	11/15/2022

VHB: 55327.00 SHEET NUMBER: 24  
 CONTRACT: 2023.02 24 OF 92

MTA PROJECT MANAGER: Ryan Barnes, PE, CPESC



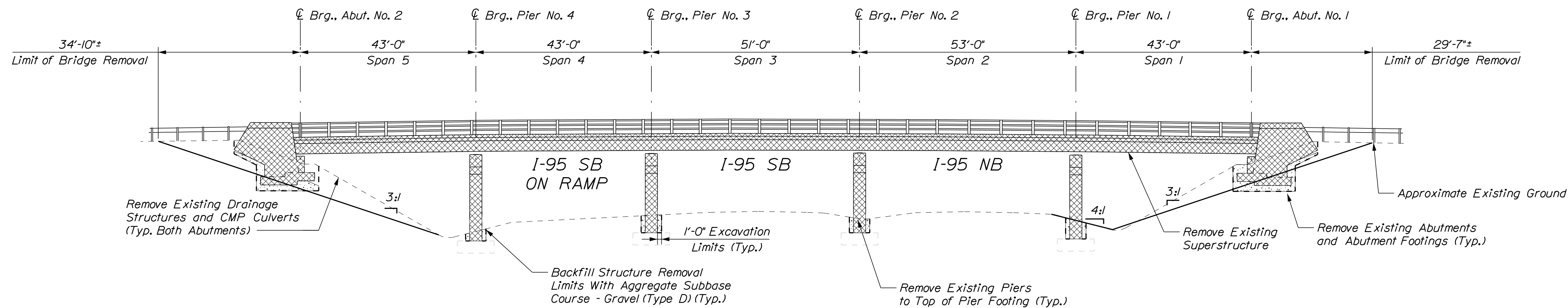
Date: 11/15/2022



**PLAN**  
1/16" = 1'-0"  
(Superstructure Not Shown for Clarity)

**BRIDGE REMOVAL NOTES**

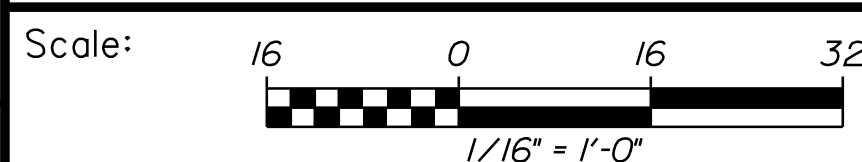
1. The existing superstructure shall be completely removed. All costs for superstructure removal shall be included in Item 202.193, Removing Existing Bridge. See Special Provision Section 202, Removing Structures and Obstructions (Removing Existing Bridge).
2. All existing abutments and piers, shall be removed to the limits shown on the plans. All costs for substructure removal shall be included in Item 202.193, Removing Existing Bridge. The resulting depressions shall be backfilled with Aggregate Subbase Course - Gravel (Type D) and compacted to 95% of maximum density. Excavation and removal of existing pier stems and abutment footings, as well as the cost of furnishing, placing and compacting Aggregate Subbase Course - Gravel, shall be incidental to Item 202.193, Removing Existing Bridge.
3. Where required temporary earth support structures shall be provided and installed in accordance with Special Provision Section 511. All costs for any temporary earth support structures required shall be incidental to Item 202.193, Removing Existing Bridge.
4. The Contractor shall take necessary precautions to prevent tools, vehicles, equipment, materials and personnel from marring the pavement on the Turnpike while the work is being completed.
5. Prior to removal of the bridge, the Contractor shall install new protective shielding as required by Special Provision Section 524, Temporary Structural Support (Protective Shield - Steel Girders).
6. Prior to any excavation to remove the existing piers the Contractor shall perform topographic survey along the white and yellow nearest lane lines of the existing pavement surfaces under the bridge and for 50 feet beyond the limits of excavation to ensure that any disturbed areas of pavement can be restored to existing grade. Survey shots shall be taken at a maximum of 10 foot intervals. The topographic survey shall be approved by the Resident prior to the start of any excavation. All costs for this topographic survey shall be incidental to Item 202.193.
7. Damage to the mainline pavement resulting from the Contractor's demolition of the existing bridge shall be repaired as directed by the Resident. Damaged pavement shall be sawcut, removed, and replaced to a total pavement thickness equal to the existing pavement thickness. All costs for these repairs shall be incidental to Item 202.193.
8. A 4" surface layer of loam and seed shall be applied to all areas disturbed for removal of the roadside piers and the abutments. All costs for loam and seed in these areas shall be incidental to Item 202.193.
9. Demolition of the existing bridge shall not begin until the proposed Exit 102 Southbound ramp is complete and opened to traffic.



**ELEVATION**  
1/16" = 1'-0"

**LEGEND**  
 Bridge Removal Limits


Filename: ... \025\_Bridge-Demo\_01.dgn



Designed by:



VANASSE HANGEN BRUSTLIN, INC.  
 500 Southborough Dr.  
 Suite 105B  
 South Portland, ME 04106  
 TEL (207) 889-3150  
 FAX (207) 253-5596



**THE GOLD STAR  
 MEMORIAL HIGHWAY**

**WEST GARDINER  
 EXIT 102  
 SOUTHBOUND RAMP UNDERPASS  
 BRIDGE REMOVAL PLAN**

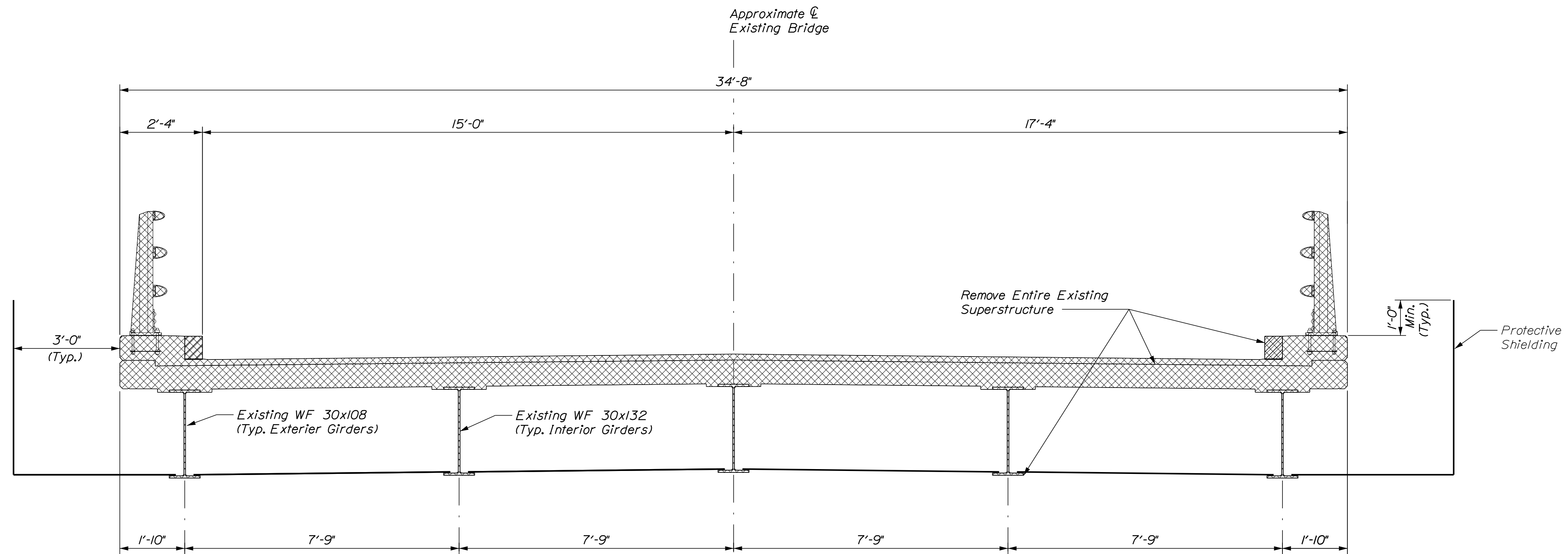
No.	Revision	By	Date

CONSULTANT PROJECT MANAGER: A. Grande					
	By	Date		By	Date
Designed	GME	11/20/20	Checked	TSB	11/20/20
Drawn	DPD	11/20/20	In Charge of	AG	11/20/20

MTA PROJECT MANAGER: Ralph Norwood, IV

Date: 11/15/2022

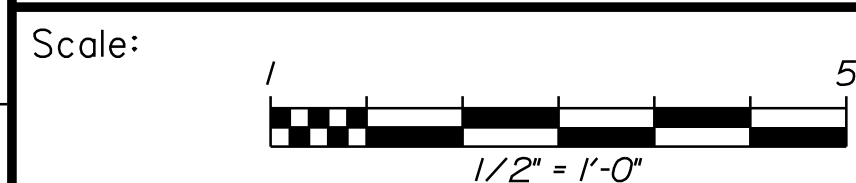
Filename: ... \026\_Ramp\_Deck\_Section\_01.dgn



SUPERSTRUCTURE TRANSVERSE SECTION

**LEGEND**


 Bridge Removal Limits



Designed by:



VANASSE HANGEN BRUSTLIN, INC.  
 500 Southborough Dr.  
 Suite 105B  
 South Portland, ME 04106  
 TEL (207) 889-3150  
 FAX (207) 253-5596



**THE GOLD STAR  
 MEMORIAL HIGHWAY**

WEST GARDINER  
 EXIT 102  
 SOUTHBOUND RAMP UNDERPASS  
 SUPERSTRUCTURE TRANSVERSE SECTION

No.	Revision	By	Date

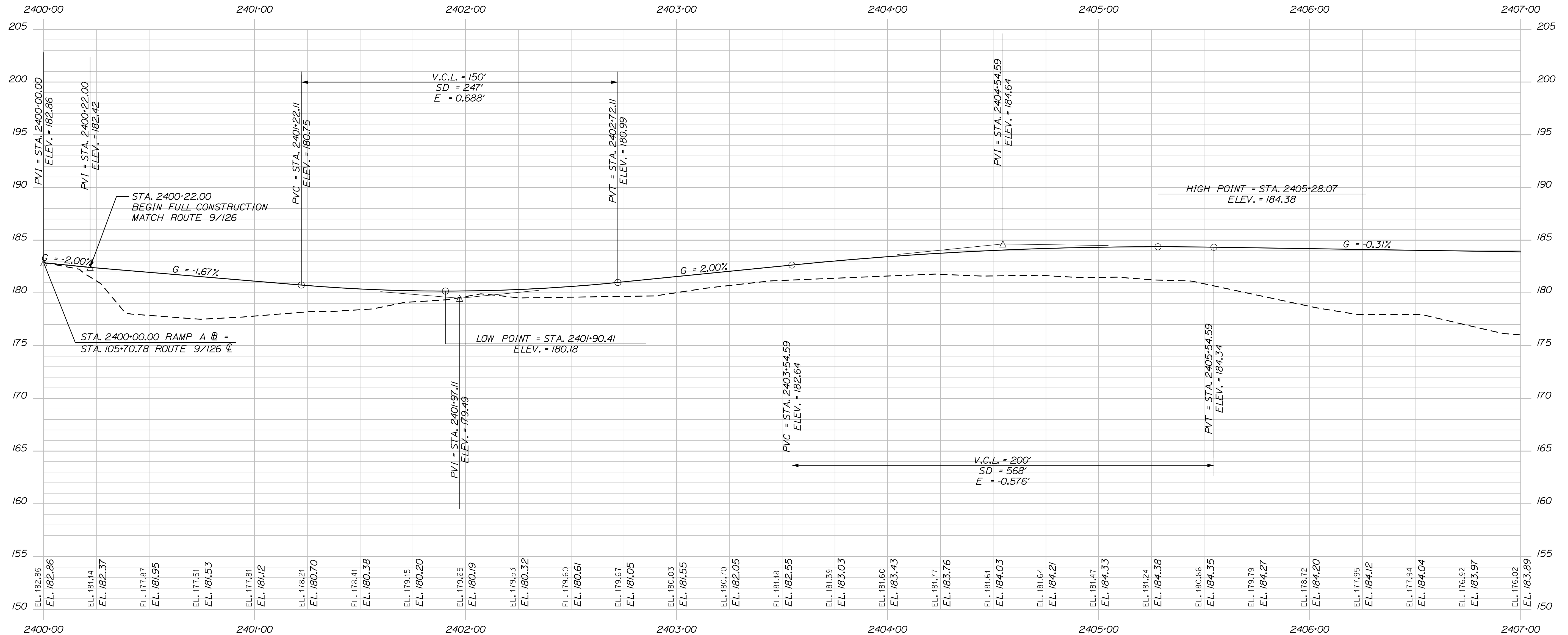
CONSULTANT PROJECT MANAGER: A. Grande					
	By	Date		By	Date
Designed	GME	11/20/20	Checked	TSB	11/20/20
Drawn	DPD	11/20/20	In Charge of	AG	11/20/20

VHB: 55327.00 SHEET NUMBER: 26  
 CONTRACT: 2021.04 26 OF 79

MTA PROJECT MANAGER: Ralph Norwood, IV

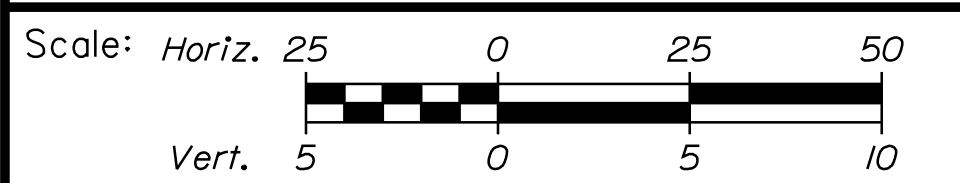


Date: 11/15/2022



PROFILE - SB ON RAMP


Filename: ...027-031\_Profiles.dgn



Designed by:



VANASSE HANGEN BRUSTLIN, INC.  
 500 Southborough Dr.  
 Suite 105B  
 South Portland, ME 04106  
 TEL (207) 889-3150  
 FAX (207) 253-5596



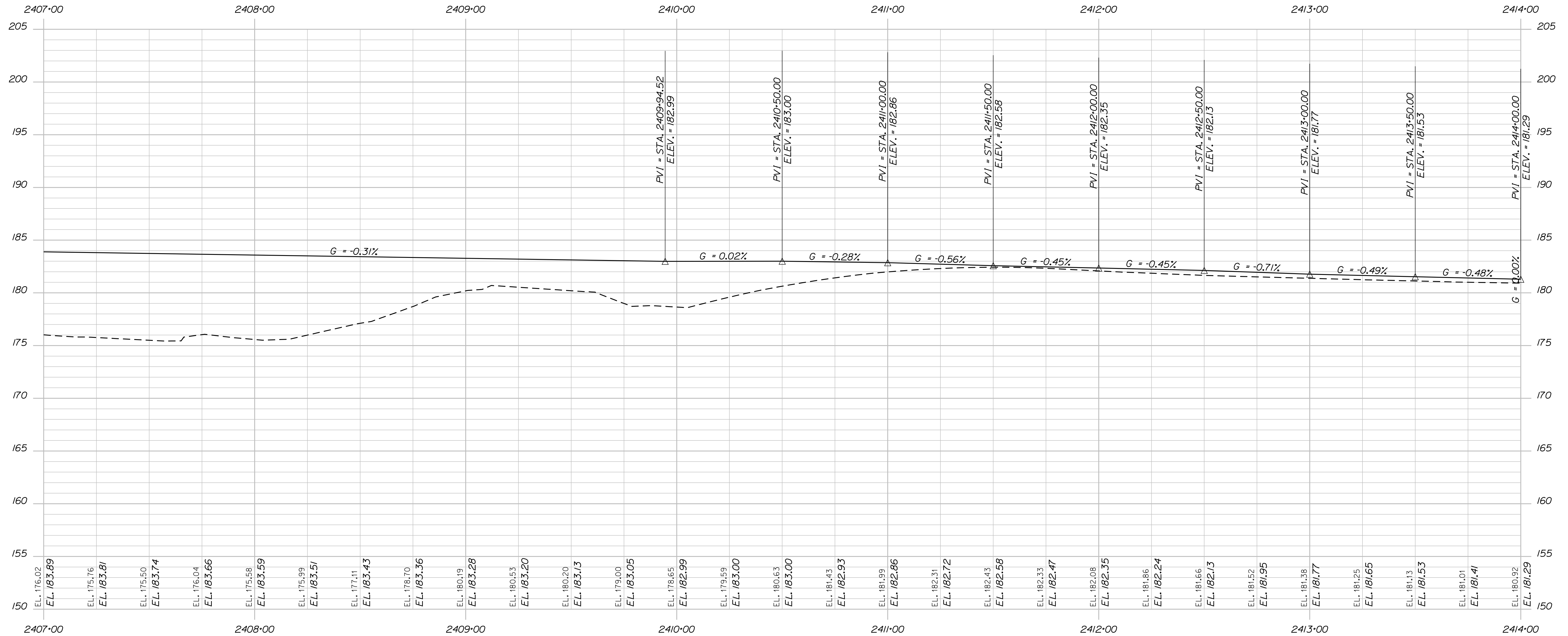
THE GOLD STAR  
 MEMORIAL HIGHWAY

WEST GARDINER  
 EXIT 102  
 PROFILE  
 SB ON RAMP (1 OF 3)

No.	Revision	By	Date

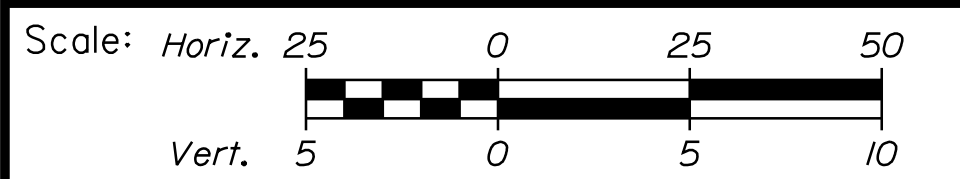
CONSULTANT PROJECT MANAGER: A. Grande					
	By	Date	Checked	By	Date
Designed	JBD	11/15/2022	Checked	ECF	11/15/2022
Drawn	AGC	11/15/2022	In Charge of	AG	11/15/2022

Date: 11/15/2022



PROFILE - SB ON RAMP


Filename: ...027-031\_Profiles.dgn



Designed by:



VANASSE HANGEN BRUSTLIN, INC.  
 500 Southborough Dr.  
 Suite 105B  
 South Portland, ME 04106  
 TEL (207) 889-3150  
 FAX (207) 253-5596



THE GOLD STAR  
 MEMORIAL HIGHWAY

WEST GARDINER  
 EXIT 102  
 PROFILE  
 SB ON RAMP (2 OF 3)

No.	Revision	By	Date

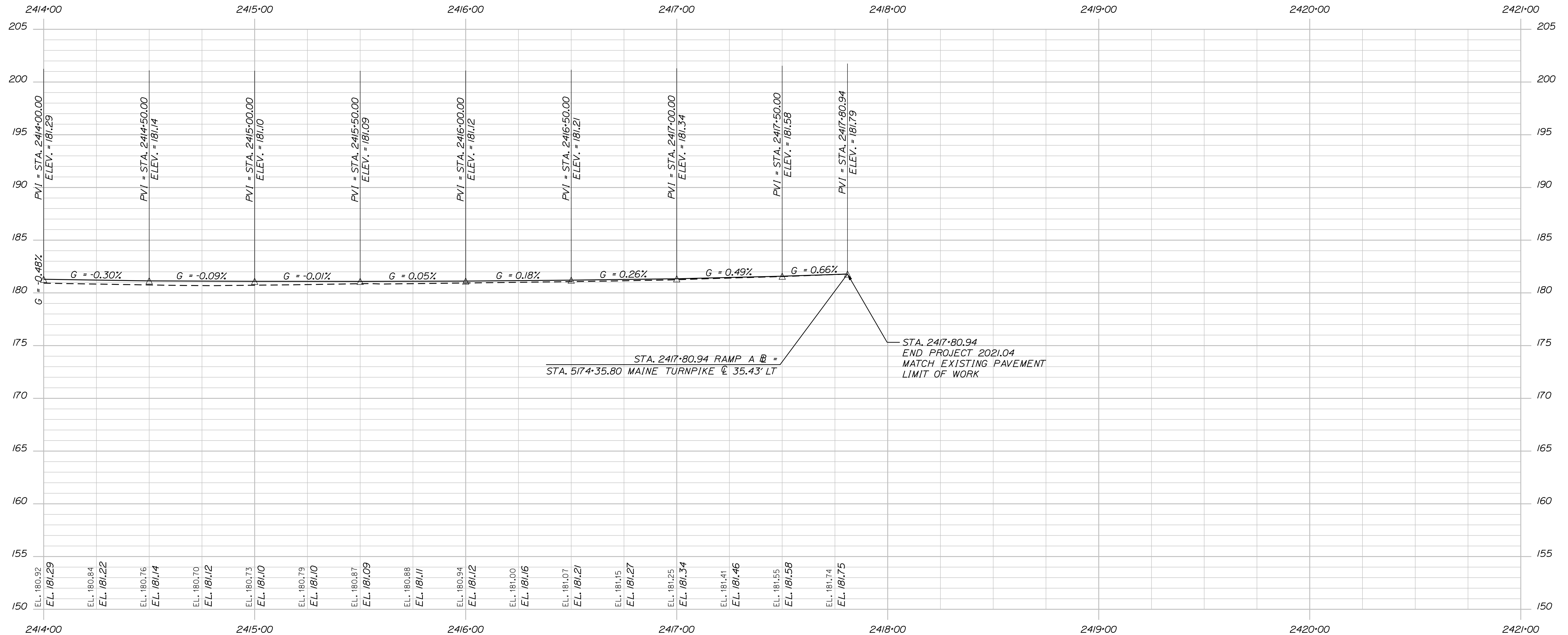
CONSULTANT PROJECT MANAGER: A. Grande			
	By	Date	
Designed	JBD	11/15/2022	Checked
Drawn	AGC	11/15/2022	In Charge of

MTA PROJECT MANAGER: Ryan Barnes, PE, CPESC

VHB: 55327.00  
 CONTRACT: 2023.02

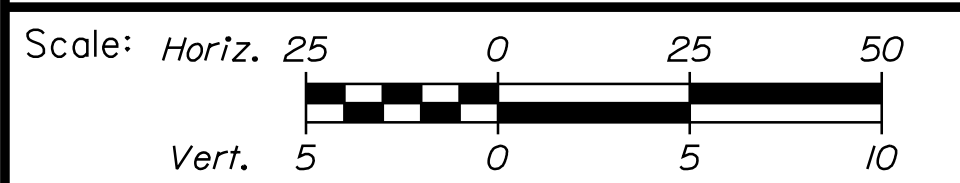
SHEET NUMBER: 28  
 28 OF 92

Date: 11/15/2022



PROFILE - SB ON RAMP


Filename: ...027-031\_Profiles.dgn



Designed by:



VANASSE HANGEN BRUSTLIN, INC.  
500 Southborough Dr.  
Suite 105B  
South Portland, ME 04106  
TEL (207) 889-3150  
FAX (207) 253-5596



THE GOLD STAR  
MEMORIAL HIGHWAY

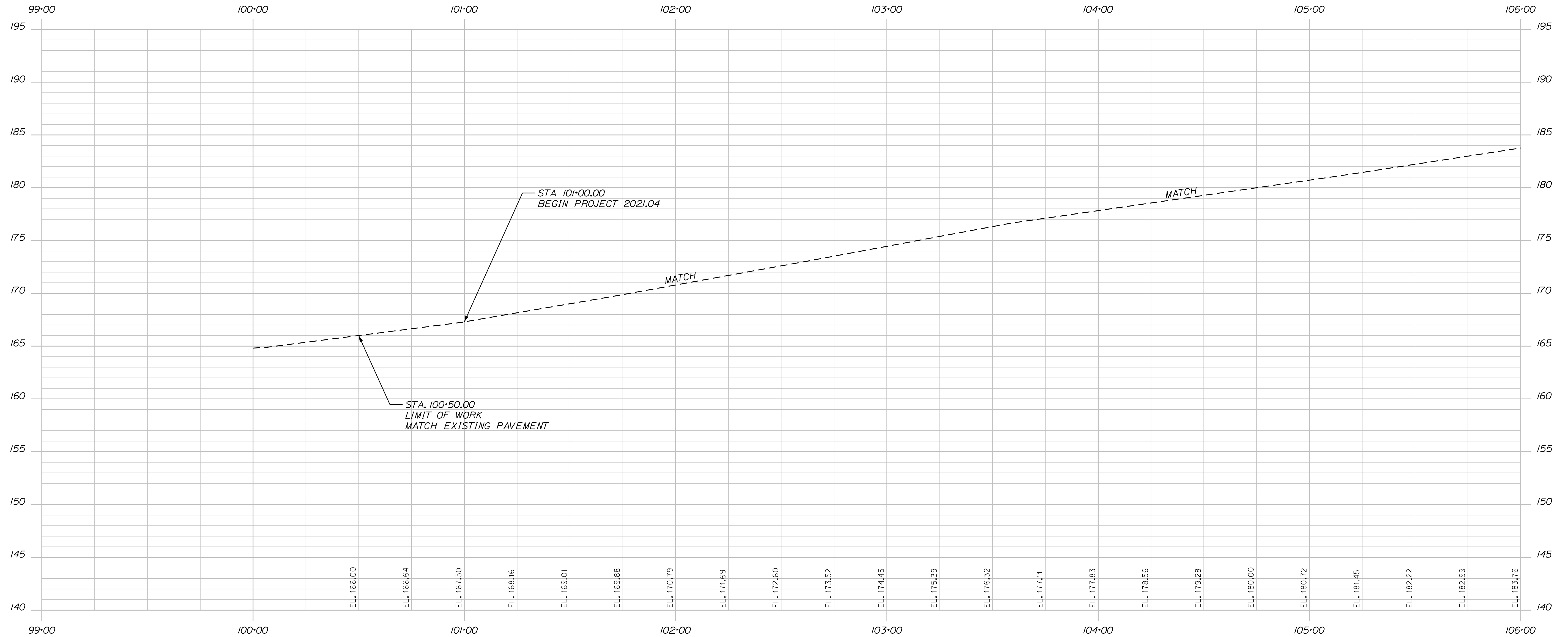
WEST GARDINER  
EXIT 102  
PROFILE  
SB ON RAMP (3 OF 3)

No.	Revision	By	Date

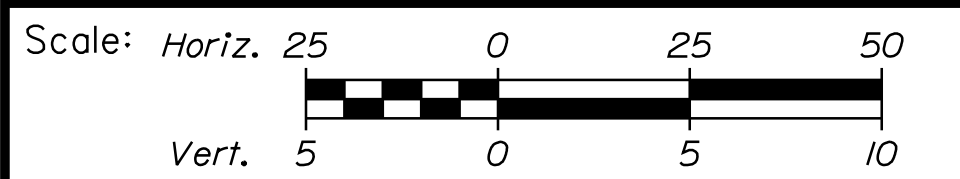
CONSULTANT PROJECT MANAGER: A. Grande					
	By	Date	Checked	By	Date
Designed	JBD	11/15/2022	ECF	ECF	11/15/2022
Drawn	AGC	11/15/2022	In Charge of	AG	11/15/2022

MTA PROJECT MANAGER: Ryan Barnes, PE, CPESC

Date: 11/15/2022




PROFILE - ROUTE 9 / 126



Designed by:



VANASSE HANGEN BRUSTLIN, INC.  
 500 Southborough Dr.  
 Suite 105B  
 South Portland, ME 04106  
 TEL (207) 889-3150  
 FAX (207) 253-5596



THE GOLD STAR  
 MEMORIAL HIGHWAY

WEST GARDINER  
 EXIT 102  
 PROFILE  
 RT. 9/126 (1 OF 2)

No.	Revision	By	Date

CONSULTANT PROJECT MANAGER: A. Grande					
	By	Date		By	Date
Designed	JBD	11/15/2022	Checked	ECF	11/15/2022
Drawn	AGC	11/15/2022	In Charge of	AG	11/15/2022

MTA PROJECT MANAGER: Ryan Barnes, PE, CPESC

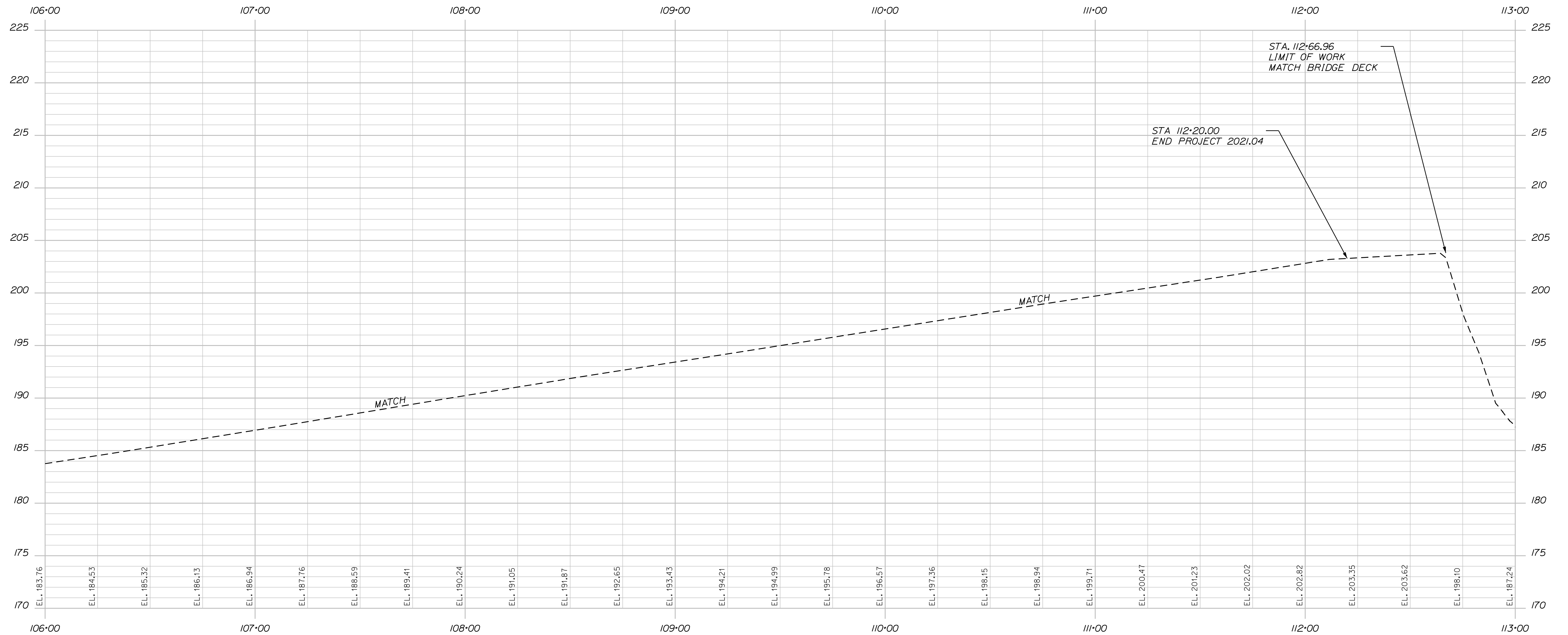
VHB: 55327.00  
 CONTRACT: 2023.02

SHEET NUMBER: 30  
 30 OF 92

Filename: ...027-031\_Profiles.dgn

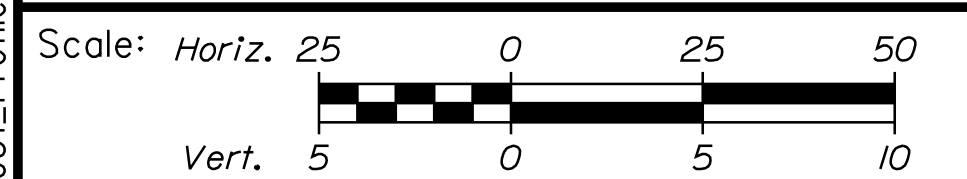


Date: 11/15/2022



PROFILE - ROUTE 9 / 126


Filename: ...027-031\_Profiles.dgn



Designed by:



VANASSE HANGEN BRUSTLIN, INC.  
 500 Southborough Dr.  
 Suite 105B  
 South Portland, ME 04106  
 TEL (207) 889-3150  
 FAX (207) 253-5596



THE GOLD STAR  
 MEMORIAL HIGHWAY

WEST GARDINER  
 EXIT 102  
 PROFILE  
 RT. 9/126 (2 OF 2)

No.	Revision	By	Date

CONSULTANT PROJECT MANAGER: A. Grande					
	By	Date	Checked	By	Date
Designed	JBD	11/15/2022	Checked	ECF	11/15/2022
Drawn	AGC	11/15/2022	In Charge of	AG	11/15/2022

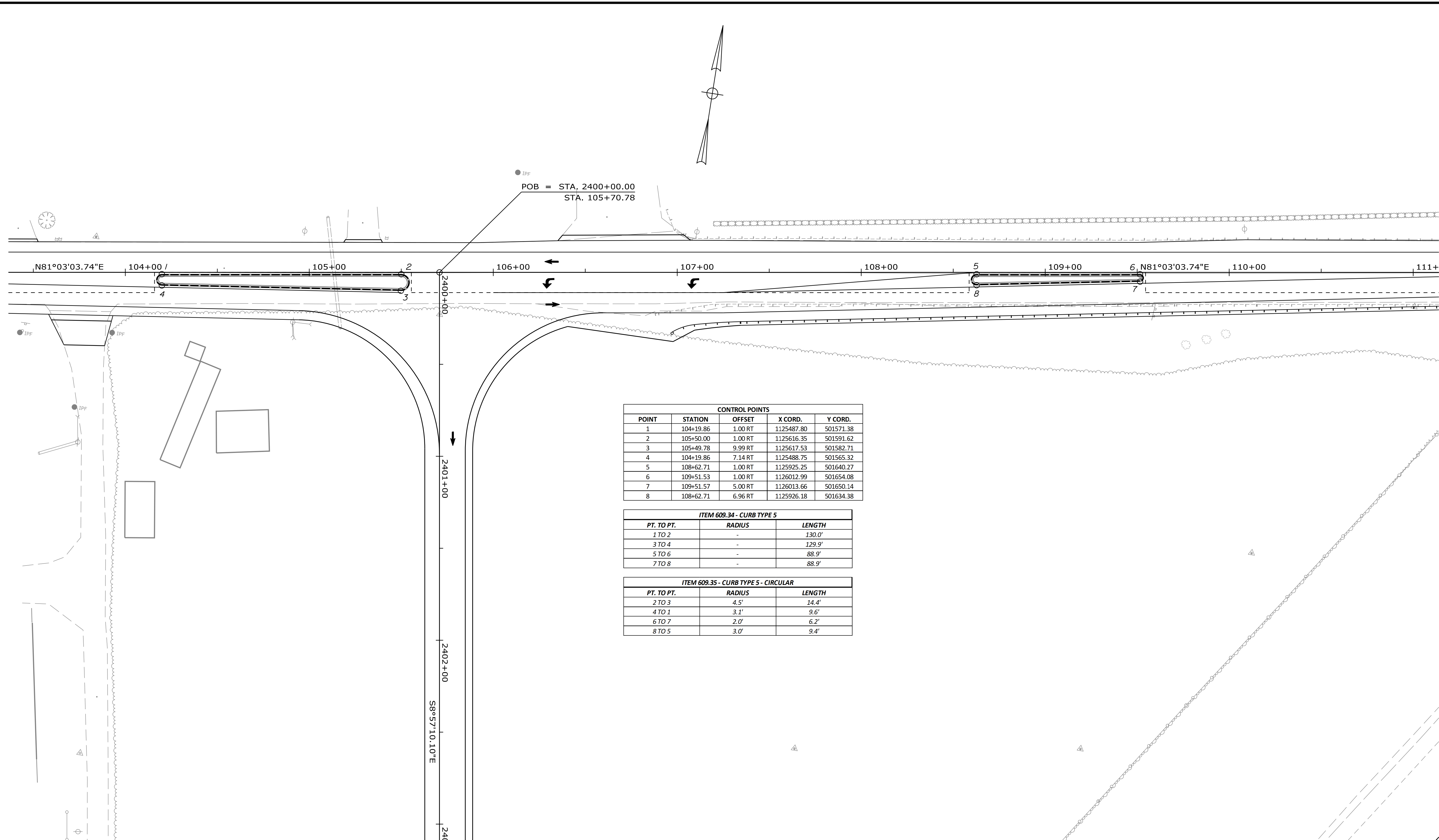
MTA PROJECT MANAGER: Ryan Barnes, PE, CPESC

VHB: 55327.00  
 CONTRACT: 2023.02

SHEET NUMBER: 31  
 31 OF 92

Date: 11/15/2022

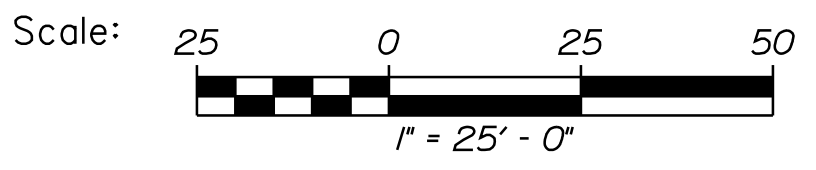
Filename: ...032\_GeoPlan\_01.dgn



CONTROL POINTS				
POINT	STATION	OFFSET	X CORD.	Y CORD.
1	104+19.86	1.00 RT	1125487.80	501571.38
2	105+50.00	1.00 RT	1125616.35	501591.62
3	105+49.78	9.99 RT	1125617.53	501582.71
4	104+19.86	7.14 RT	1125488.75	501565.32
5	108+62.71	1.00 RT	1125925.25	501640.27
6	109+51.53	1.00 RT	1126012.99	501654.08
7	109+51.57	5.00 RT	1126013.66	501650.14
8	108+62.71	6.96 RT	1125926.18	501634.38

ITEM 609.34 - CURB TYPE 5		
PT. TO PT.	RADIUS	LENGTH
1 TO 2	-	130.0'
3 TO 4	-	129.9'
5 TO 6	-	88.9'
7 TO 8	-	88.9'

ITEM 609.35 - CURB TYPE 5 - CIRCULAR		
PT. TO PT.	RADIUS	LENGTH
2 TO 3	4.5'	14.4'
4 TO 1	3.1'	9.6'
6 TO 7	2.0'	6.2'
8 TO 5	3.0'	9.4'



Designed by:



VANASSE HANGEN BRUSTLIN, INC.  
 500 Southborough Dr.  
 Suite 105B  
 South Portland, ME 04106  
 TEL (207) 889-3150  
 FAX (207) 253-5596



**THE GOLD STAR  
 MEMORIAL HIGHWAY**

**WEST GARDINER  
 EXIT 102  
 GEOMETRIC PLAN (1 OF 2)**

No.	Revision	By	Date

CONSULTANT PROJECT MANAGER: A. Grande					
	By	Date	Checked	By	Date
Designed	JBD	11/15/2022	Checked	ECF	11/15/2022
Drawn	AGC	11/15/2022	In Charge of	AG	11/15/2022

Date: 11/15/2022

POB = STA. 9+21.68

CONTROL POINTS				
POINT	STATION	OFFSET	X COORD.	Y COORD.
9	10+72.25	13.23 LT	1127593.59	502050.54
10	13+17.42	2.60 RT	1127571.46	502295.22
11	13+19.17	5.33 RT	1127573.89	502297.37
12	13+16.79	19.66 RT	1127588.41	502297.23
13	13+13.69	21.42 RT	1127590.63	502294.44
14	10+72.65	1.68 LT	1127604.94	502052.72
15	13+41.25	31.06 RT	1127595.90	502323.16
16	13+41.20	68.08 RT	1127632.50	502328.81
17	13+35.20	68.04 RT	1127633.38	502322.87
18	13+35.25	31.08 RT	1127596.85	502317.23
19	13+78.86	79.73 RT	1127638.20	502367.82
20	13+59.71	60.70 RT	1127622.35	502345.96
21	13+59.76	24.80 RT	1127586.87	502340.48
22	13+72.17	10.03 RT	1127570.37	502350.46
23	52+00.00	26.00 LT	1127524.36	502437.67
25	11+01.05	15.24 LT	1127587.16	502078.69
26	11+41.26	15.36 LT	1127580.86	502118.40
27	11+69.68	13.51 LT	1127578.30	502146.77
28	11+75.08	13.01 LT	1127577.96	502152.17
29	12+90.07	0.85 RT	1127573.94	502267.93
30	12+96.50	1.41 RT	1127573.51	502274.37
31	11+91.12	1.67 LT	1127586.70	502169.77
32	12+03.67	0.90 LT	1127585.53	502182.30
33	12+78.33	8.37 RT	1127583.18	502257.49

ITEM 609.34 - CURB TYPE 5		
PT. TO PT.	RADIUS	LENGTH
9 TO 25	-	29.0'
11 TO 12	35.0'	14.6'
14 TO 31	-	118.4'
15 TO 16	-	37.0'
17 TO 18	-	37.0'
20 TO 21	-	36.0'
22 TO 23	315.7'	99.0'
25 TO 26	298.0'	40.1'
26 TO 27	-	28.5'
27 TO 28	98.0'	5.4'
28 TO 29	-	115.8'
29 TO 30	102.0'	6.5'
30 TO 10	-	21.0'
31 TO 32	102.0'	12.6'
32 TO 33	-	75.2'
33 TO 13	82.7'	38.0'

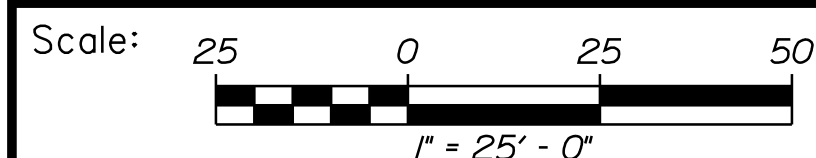
ITEM 609.35 - CURB TYPE 5 - CIRCULAR		
PT. TO PT.	RADIUS	LENGTH
10 TO 11	2.0'	3.8'
12 TO 13	2.0'	4.4'
16 TO 17	3.0'	9.4'
18 TO 15	3.0'	9.4'
19 TO 20	19.0'	30.0'
21 TO 22	15.0'	20.9'

CURVE DATA #2  
 PI = 57+95.71  
 D = 20°03'06.8"  
 Δ = 108°45'17.0" Rt.  
 R = 285.74'  
 L = 542.37'  
 T = 398.78'  
 E = 204.85'

CURVE DATA #1  
 PI = 16+17.95  
 D = 14°19'26.2"  
 Δ = 47°29'40.5" Lt.  
 R = 400.00'  
 L = 331.57'  
 T = 175.98'  
 E = 37.00'

POE = STA. 59+56.82  
 PT = STA. 59+39.29


PC = STA. 14+41.97



Designed by:



VANASSE HANGEN BRUSTLIN, INC.  
 500 Southborough Dr.  
 Suite 105B  
 South Portland, ME 04106  
 TEL (207) 889-3150  
 FAX (207) 253-5596



THE GOLD STAR  
 MEMORIAL HIGHWAY

WEST GARDINER  
 EXIT 102  
 GEOMETRIC PLAN (2 OF 2)

No.	Revision	By	Date

CONSULTANT PROJECT MANAGER: A. Grande			
	By	Date	
Designed	JBD	11/15/2022	Checked ECF 11/15/2022
Drawn	AGC	11/15/2022	In Charge of AG 11/15/2022

VHB: 55327.00  
 CONTRACT: 2023.02

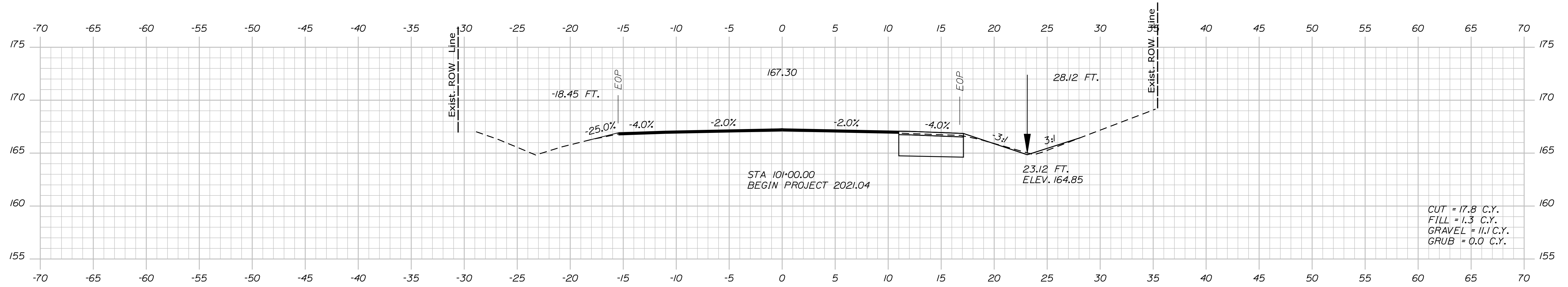
SHEET NUMBER: 33  
 33 OF 92

Filename: ...033\_GeoPlan\_02.dgn

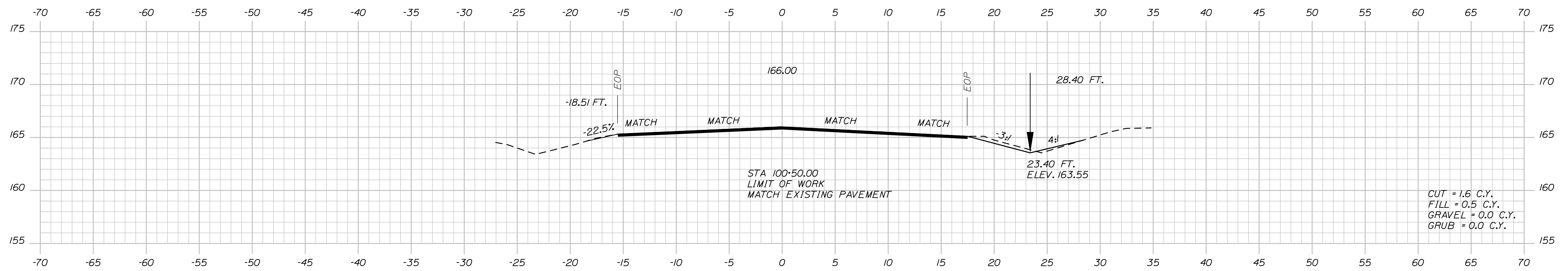


Date: 11/15/2022

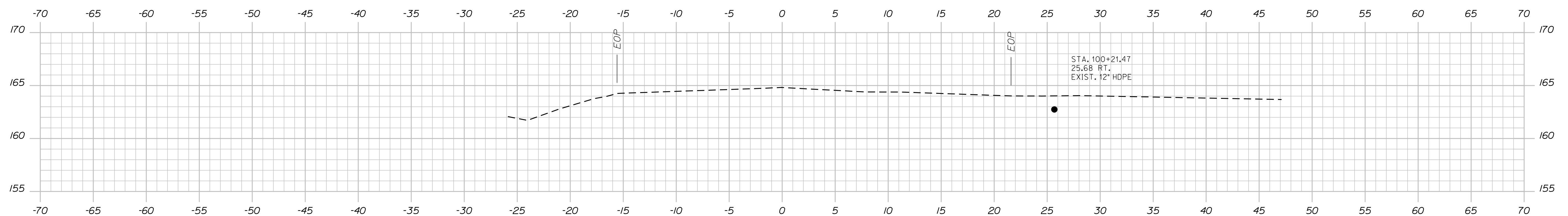
Filename: ...034-049\_Xsect\_Route9.dgn



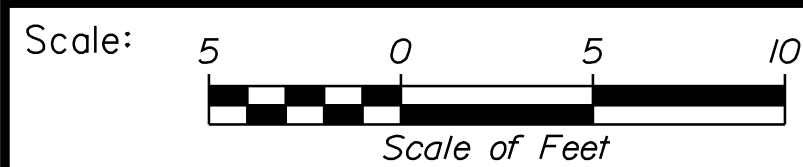
101+00.00



100+50.00




100+00.00



Designed by:



VANASSE HANGEN BRUSTLIN, INC.  
500 Southborough Dr.  
Suite 105B  
South Portland, ME 04106  
TEL (207) 889-3150  
FAX (207) 253-5596



THE GOLD STAR  
MEMORIAL HIGHWAY

WEST GARDINER  
EXIT 102  
CROSS SECTIONS  
RT. 9/126

No.	Revision	By	Date

CONSULTANT PROJECT MANAGER: A. Grande					
	By	Date	Checked	By	Date
Designed	JBD	11/15/2022	ECF	ECF	11/15/2022
Drawn	AGC	11/15/2022	In Charge of	AG	11/15/2022

MTA PROJECT MANAGER: Ryan Barnes, PE, CPESC

VHB: 55327.00  
CONTRACT: 2023.02

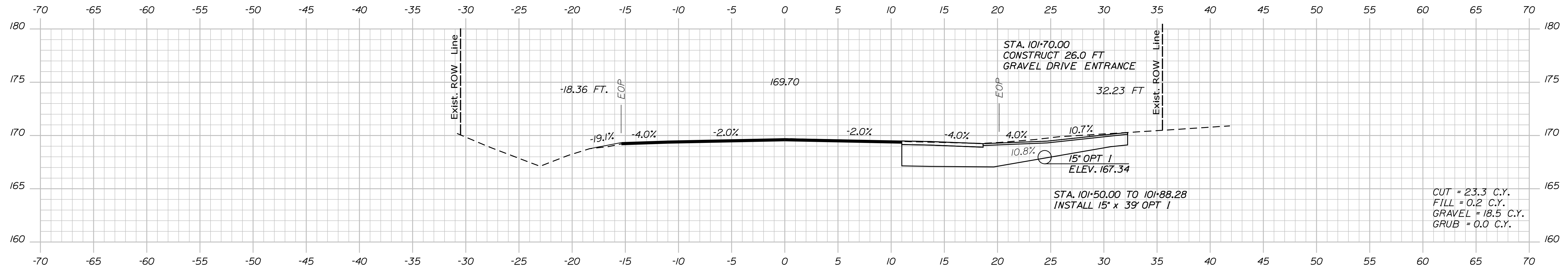
SHEET NUMBER: 34  
34 OF 92

Sta. 100+00.00 to Sta. 101+00.00

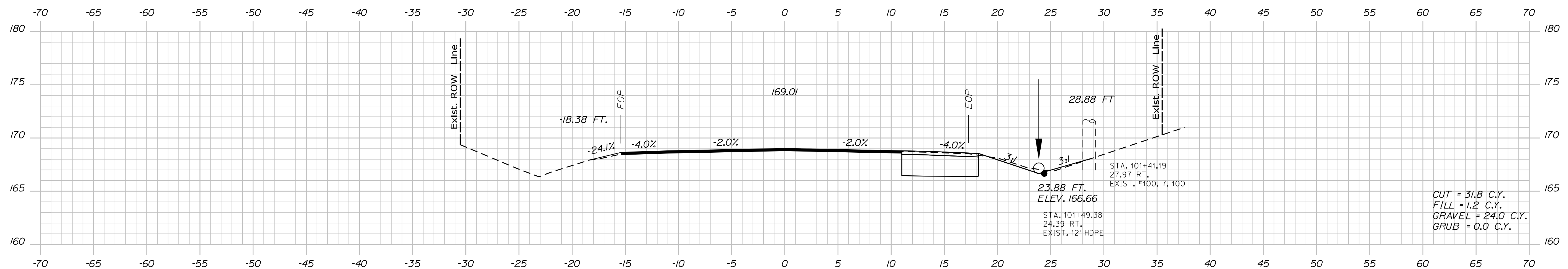


Date: 11/15/2022

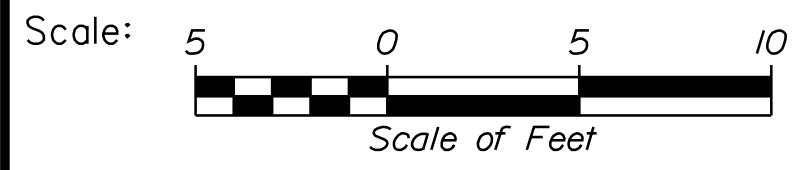
Filename: ...034-049\_Xsect\_Route9.dgn



101+70.00




101+50.00



No.	Revision	By	Date

Designed by:



CONSULTANT PROJECT MANAGER: A. Grande

	By	Date	Checked	By	Date
Designed	JBD	11/15/2022	Checked	ECF	11/15/2022
Drawn	AGC	11/15/2022	In Charge of	AG	11/15/2022

VANASSE HANGEN BRUSTLIN, INC.  
 500 Southborough Dr.  
 Suite 105B  
 South Portland, ME 04106  
 TEL (207) 889-3150  
 FAX (207) 253-5596



**THE GOLD STAR  
MEMORIAL HIGHWAY**

MTA PROJECT MANAGER: Ryan Barnes, PE, CPESC

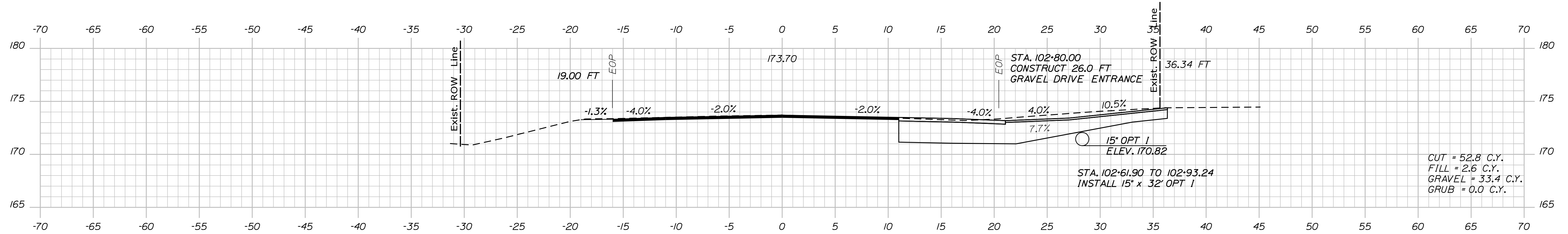
**WEST GARDINER  
EXIT 102  
CROSS SECTIONS  
RT. 9/126**

VHB: 55327.00 SHEET NUMBER: 35  
 CONTRACT: 2023.02 35 OF 92

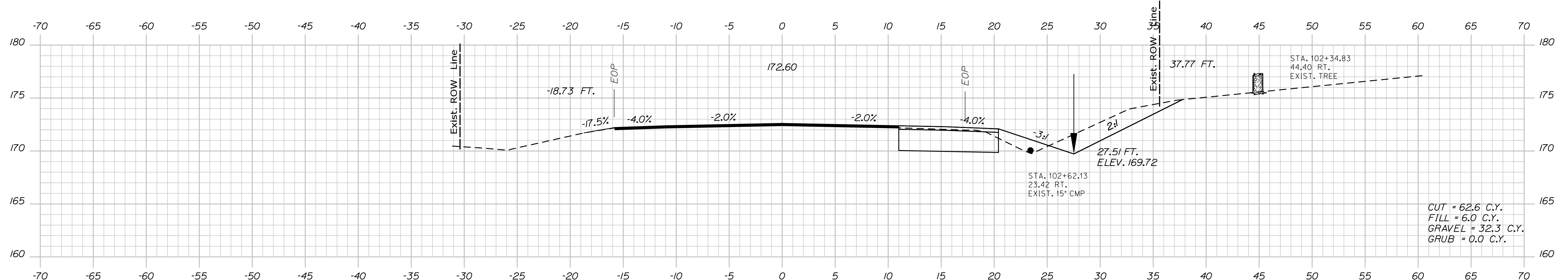


Date: 11/15/2022

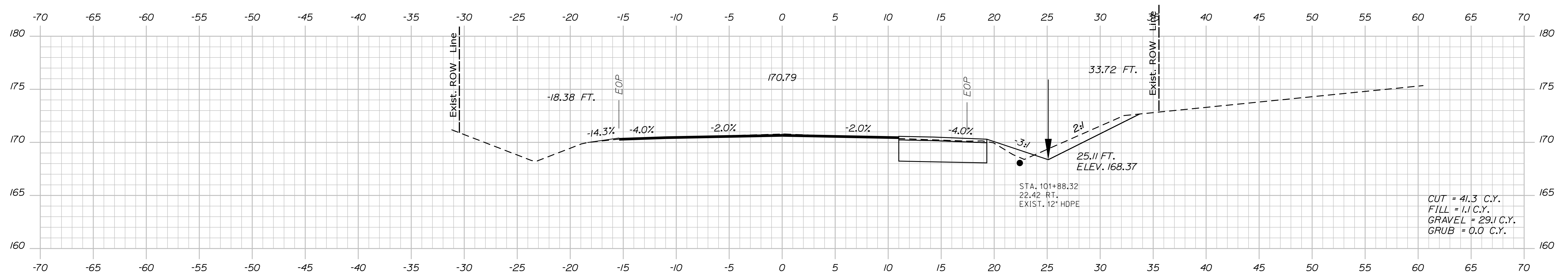
Filename: ...034-049\_Xsect\_Route9.dgn



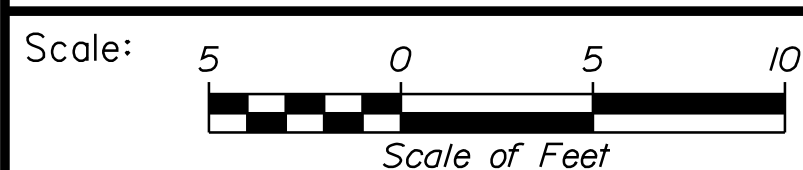
102+80.00



102+50.00




102+00.00



No.	Revision	By	Date


Designed by:



CONSULTANT PROJECT MANAGER: A. Grande

	By	Date	Checked	By	Date
Designed	JBD	11/15/2022	ECF	ECF	11/15/2022
Drawn	AGC	11/15/2022	In Charge of	AG	11/15/2022

VANASSE HANGEN BRUSTLIN, INC.  
 500 Southborough Dr.  
 Suite 105B  
 South Portland, ME 04106  
 TEL (207) 889-3150  
 FAX (207) 253-5596



**THE GOLD STAR  
MEMORIAL HIGHWAY**

MTA PROJECT MANAGER: Ryan Barnes, PE, CPESC

**WEST GARDINER  
EXIT 102  
CROSS SECTIONS  
RT. 9/126**

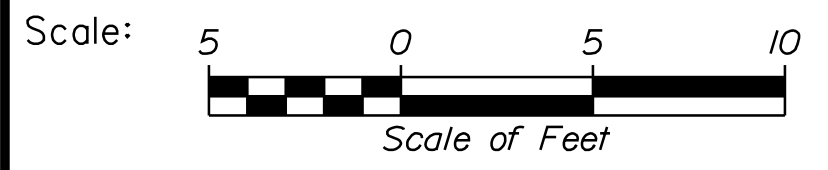
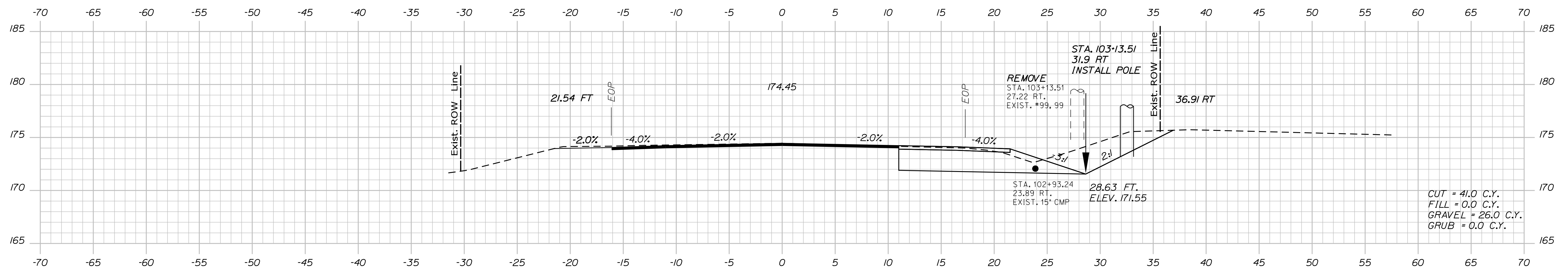
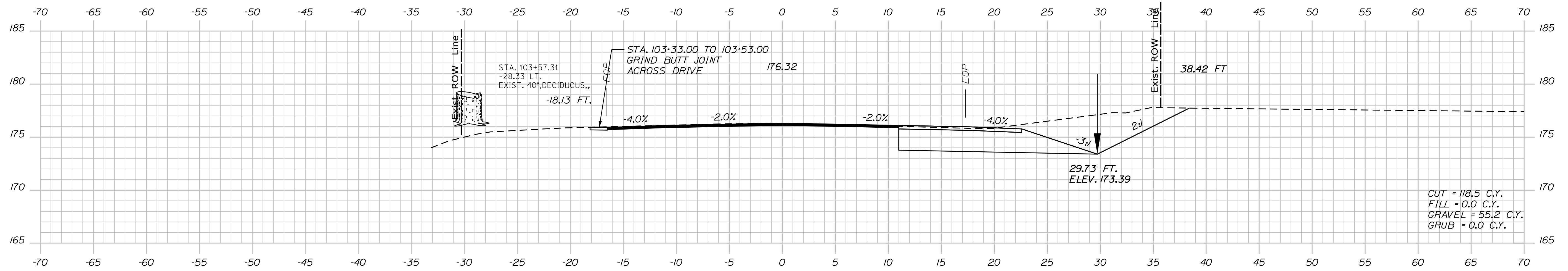
VHB: 55327.00  
 CONTRACT: 2023.02

SHEET NUMBER: 36  
 36 OF 92




Date: 11/15/2022

Filename: ...034-049\_Xsect\_Route9.dgn



Designed by:



No.	Revision	By	Date

CONSULTANT PROJECT MANAGER: A. Grande

	By	Date	Checked	By	Date
Designed	JBD	11/15/2022	ECF	ECF	11/15/2022
Drawn	AGC	11/15/2022	In Charge of	AG	11/15/2022

VANASSE HANGEN BRUSTLIN, INC.  
 500 Southborough Dr.  
 Suite 105B  
 South Portland, ME 04106  
 TEL (207) 889-3150  
 FAX (207) 253-5596



**THE GOLD STAR  
 MEMORIAL HIGHWAY**

MTA PROJECT MANAGER: Ryan Barnes, PE, CPESC

**WEST GARDINER  
 EXIT 102  
 CROSS SECTIONS  
 RT. 9/126**

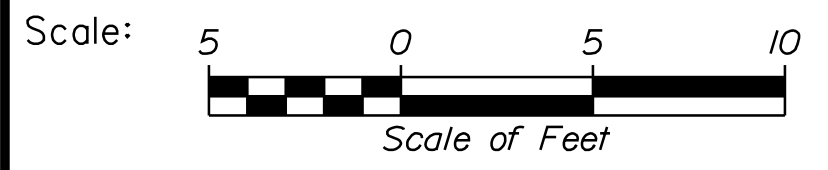
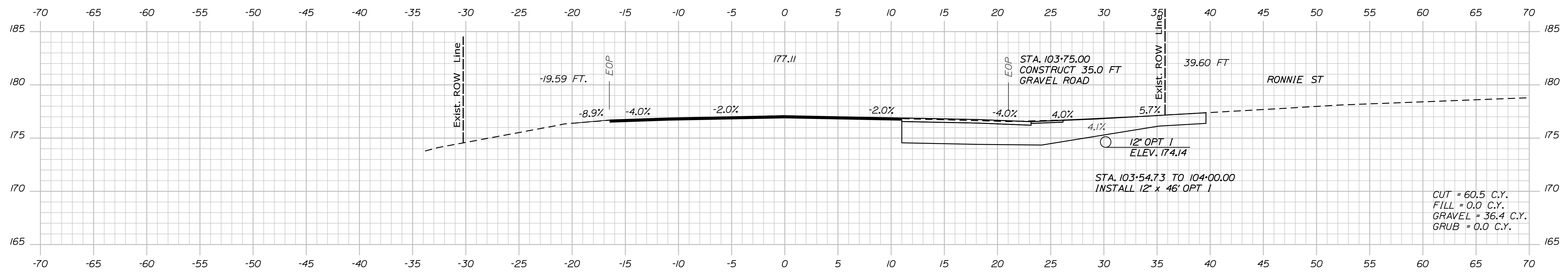
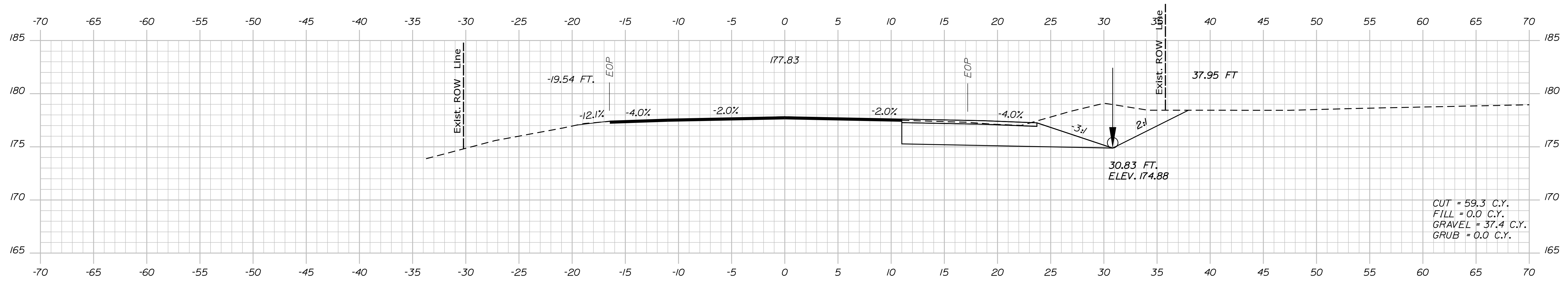
VHB: 55327.00  
 CONTRACT: 2023.02

SHEET NUMBER: 37  
 37 OF 92




Date: 11/15/2022

Filename: ...034-049\_Xsect\_Route9.dgn



Designed by:



No.	Revision	By	Date

CONSULTANT PROJECT MANAGER: A. Grande					
	By	Date	Checked	By	Date
	JBD	11/15/2022	ECF		11/15/2022
	Drawn	AGC	In Charge of	AG	11/15/2022

VANASSE HANGEN BRUSTLIN, INC.  
 500 Southborough Dr.  
 Suite 105B  
 South Portland, ME 04106  
 TEL (207) 889-3150  
 FAX (207) 253-5596



**THE GOLD STAR  
 MEMORIAL HIGHWAY**

MTA PROJECT MANAGER: Ryan Barnes, PE, CPESC

**WEST GARDINER  
 EXIT 102  
 CROSS SECTIONS  
 RT. 9/126**

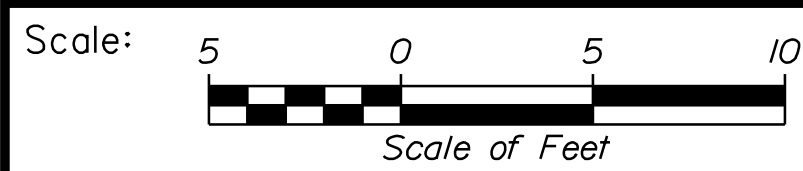
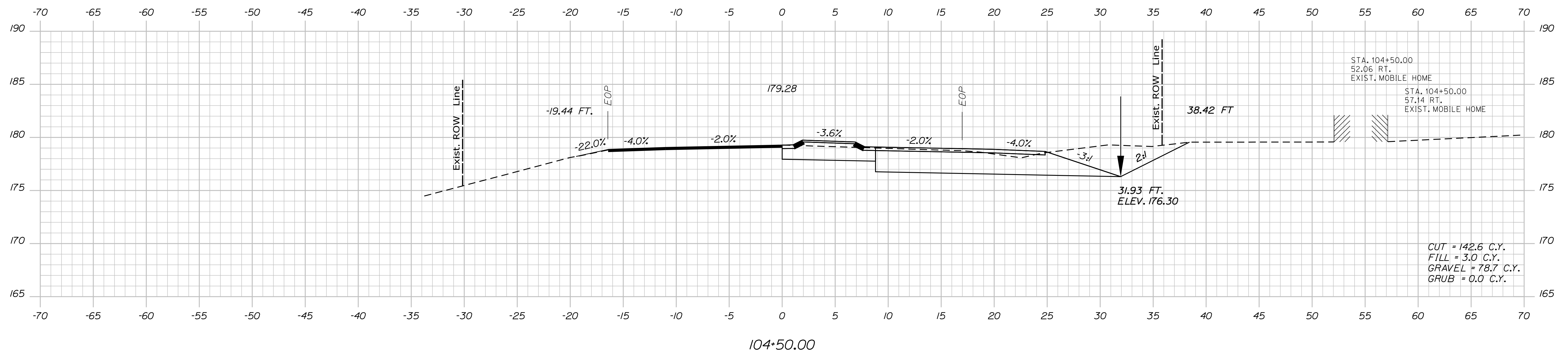
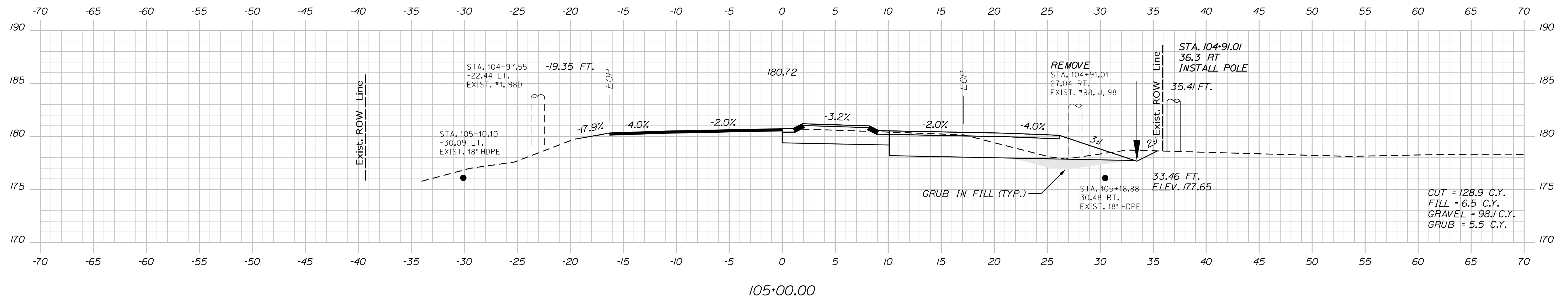
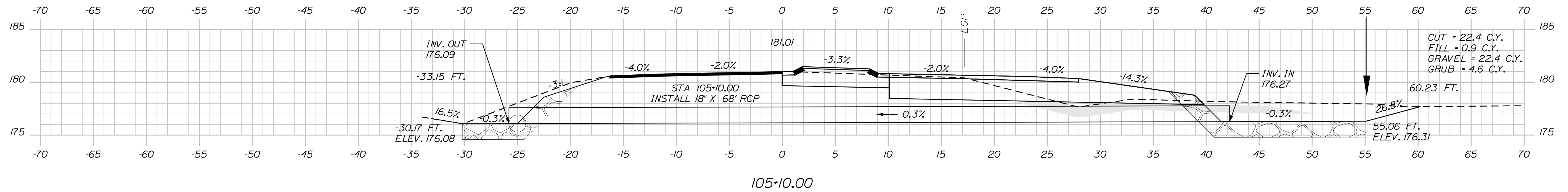
VHB: 55327.00  
 CONTRACT: 2023.02

SHEET NUMBER: 38  
 38 OF 92



Date: 11/15/2022


Filename: ...034-049\_Xsect\_Route9.dgn



Designed by:



VANASSE HANGEN BRUSTLIN, INC.  
 500 Southborough Dr.  
 Suite 105B  
 South Portland, ME 04106  
 TEL (207) 889-3150  
 FAX (207) 253-5596



THE GOLD STAR  
 MEMORIAL HIGHWAY

WEST GARDINER  
 EXIT 102  
 CROSS SECTIONS  
 RT. 9/126

No.	Revision	By	Date

CONSULTANT PROJECT MANAGER: A. Grande			
	By	Date	
Designed	JBD	11/15/2022	Checked ECF 11/15/2022
Drawn	AGC	11/15/2022	In Charge of AG 11/15/2022

MTA PROJECT MANAGER: Ryan Barnes, PE, CPESC

VHB: 55327.00  
 CONTRACT: 2023.02

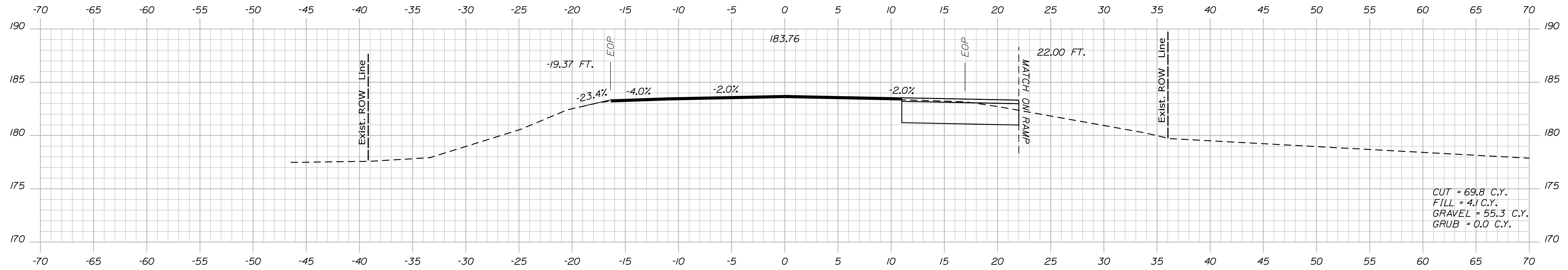
SHEET NUMBER: 39  
 39 OF 92

Sta. 104+50.00 to Sta. 105+00.00



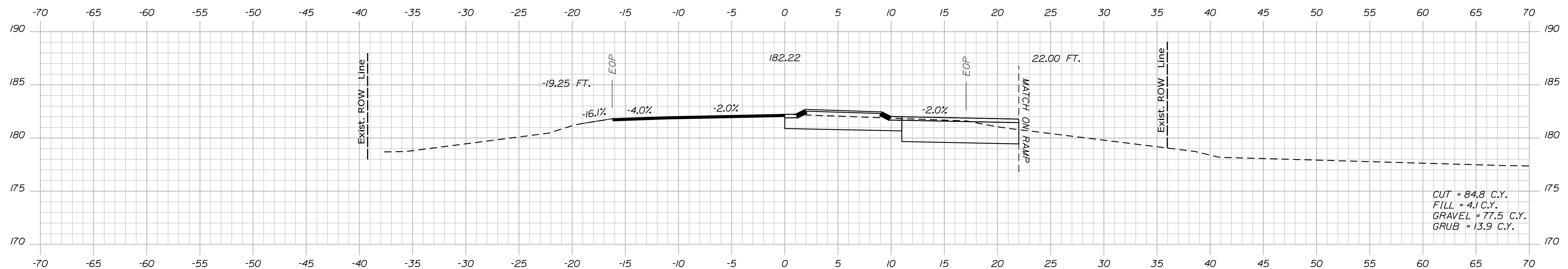
Date: 11/15/2022

Filename: ...034-049\_Xsect\_Route9.dgn



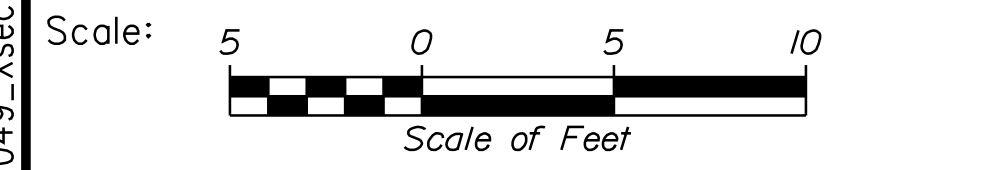
CUT = 69.8 C.Y.  
 FILL = 4.1 C.Y.  
 GRAVEL = 55.3 C.Y.  
 GRUB = 0.0 C.Y.

106+00.00




CUT = 84.8 C.Y.  
 FILL = 4.1 C.Y.  
 GRAVEL = 77.5 C.Y.  
 GRUB = 13.9 C.Y.

105+50.00



No.	Revision	By	Date

Designed by:



CONSULTANT PROJECT MANAGER: A. Grande

	By	Date	Checked	By	Date
Designed	JBD	11/15/2022	ECF	ECF	11/15/2022
Drawn	AGC	11/15/2022	In Charge of	AG	11/15/2022

VANASSE HANGEN BRUSTLIN, INC.  
 500 Southborough Dr.  
 Suite 105B  
 South Portland, ME 04106  
 TEL (207) 889-3150  
 FAX (207) 253-5596



**THE GOLD STAR  
 MEMORIAL HIGHWAY**

MTA PROJECT MANAGER: Ryan Barnes, PE, CPESC

**WEST GARDINER  
 EXIT 102  
 CROSS SECTIONS  
 RT. 9/126**

VHB: 55327.00  
 CONTRACT: 2023.02

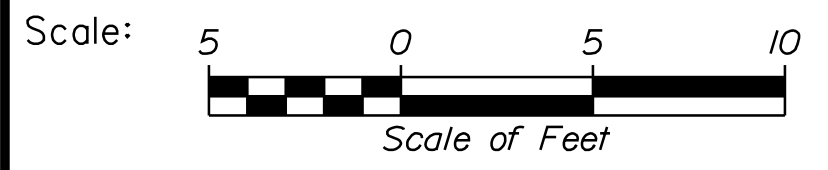
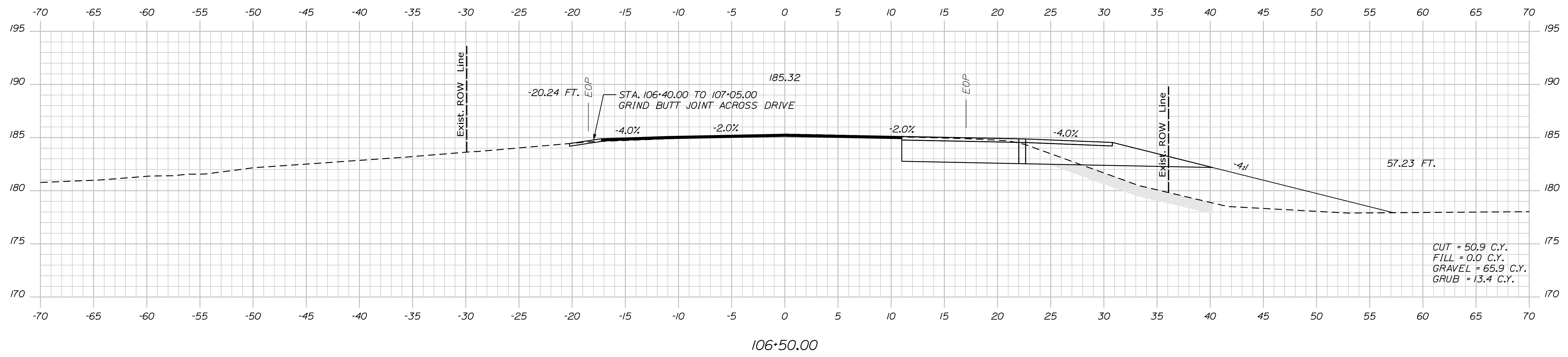
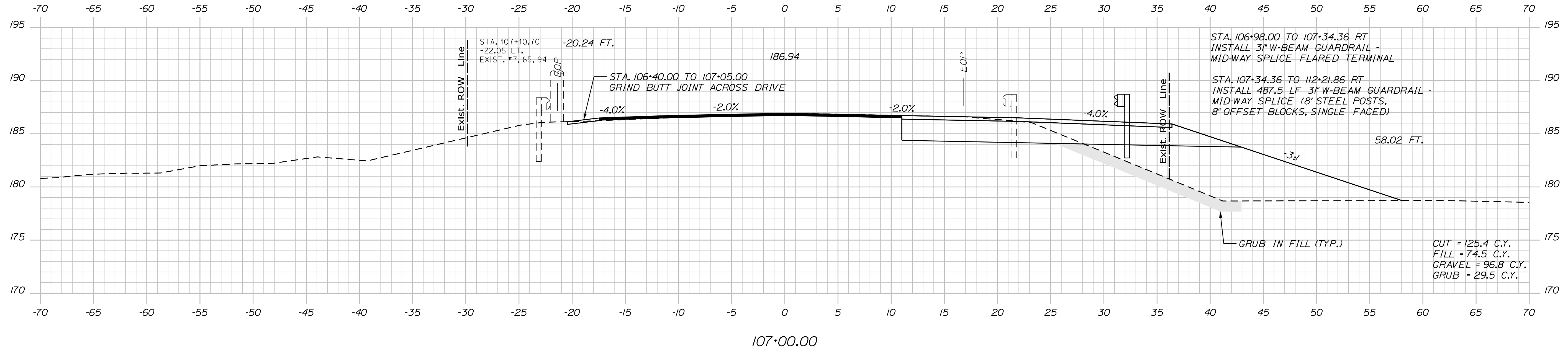
SHEET NUMBER: 40  
 40 OF 92

Sta. 105+50.00 to Sta. 106+00.00




Date: 11/15/2022

Filename: ...034-049\_Xsect\_Route9.dgn



Designed by:



No.	Revision	By	Date

CONSULTANT PROJECT MANAGER: A. Grande

	By	Date	Checked	By	Date
Designed	JBD	11/15/2022	ECF	ECF	11/15/2022
Drawn	AGC	11/15/2022	In Charge of	AG	11/15/2022

VANASSE HANGEN BRUSTLIN, INC.  
 500 Southborough Dr.  
 Suite 105B  
 South Portland, ME 04106  
 TEL (207) 889-3150  
 FAX (207) 253-5596



**THE GOLD STAR  
 MEMORIAL HIGHWAY**

MTA PROJECT MANAGER: Ryan Barnes, PE, CPESC

**WEST GARDINER  
 EXIT 102  
 CROSS SECTIONS  
 RT. 9/126**

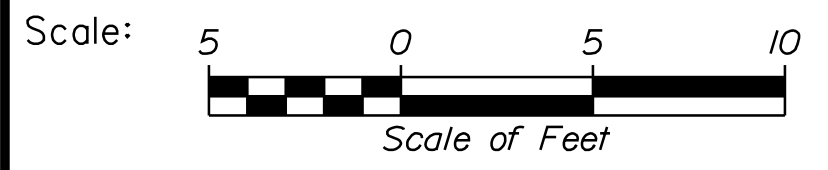
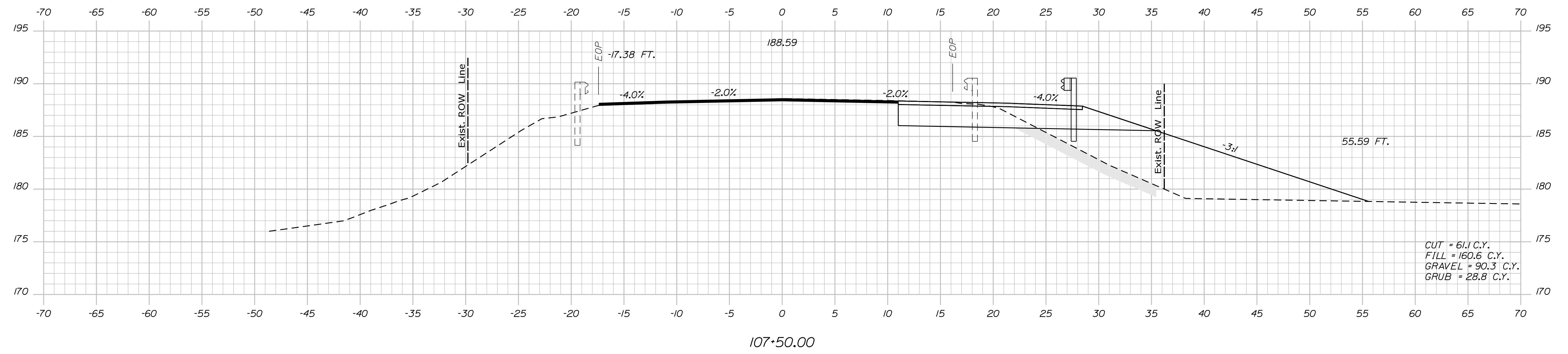
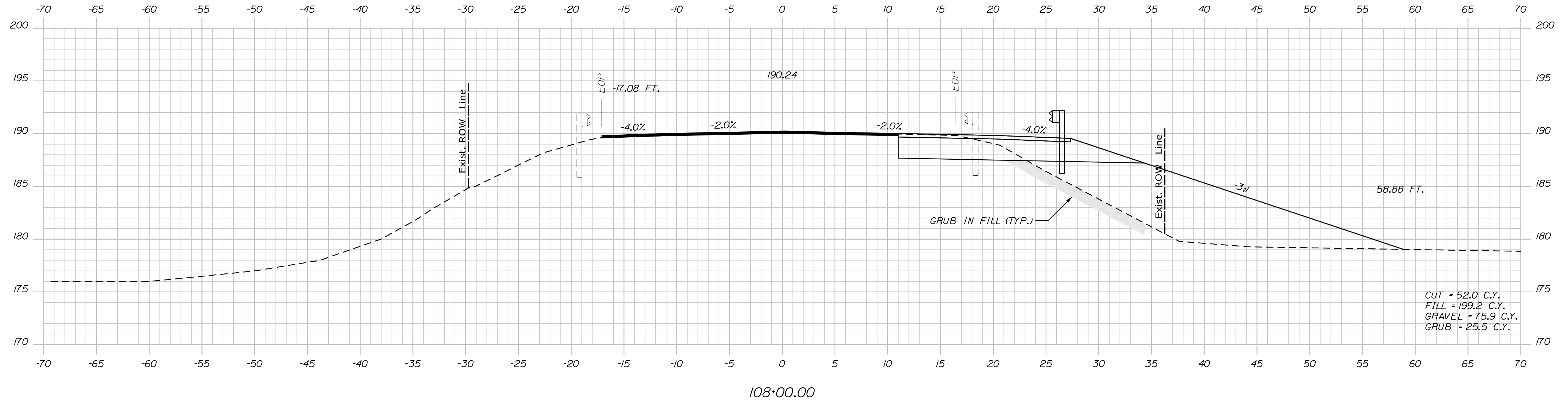
VHB: 55327.00  
 CONTRACT: 2023.02

SHEET NUMBER: 41  
 41 OF 92



Date: 11/15/2022

Filename: ...034-049\_Xsect\_Route9.dgn



Designed by:

**vhb**

CONSULTANT PROJECT MANAGER: A. Grande

No.	Revision	By	Date

	By	Date	Checked	By	Date
Designed	JBD	11/15/2022	ECF	ECF	11/15/2022
Drawn	AGC	11/15/2022	In Charge of	AG	11/15/2022

VANASSE HANGEN BRUSTLIN, INC.  
 500 Southborough Dr.  
 Suite 105B  
 South Portland, ME 04106  
 TEL (207) 889-3150  
 FAX (207) 253-5596

**MAINE TURNPIKE**

**THE GOLD STAR MEMORIAL HIGHWAY**

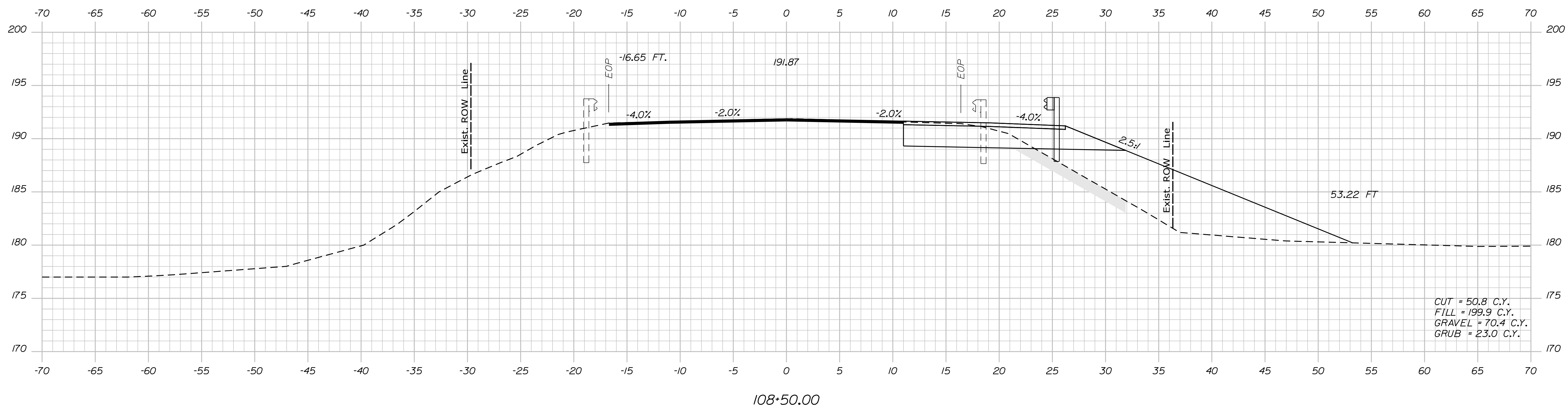
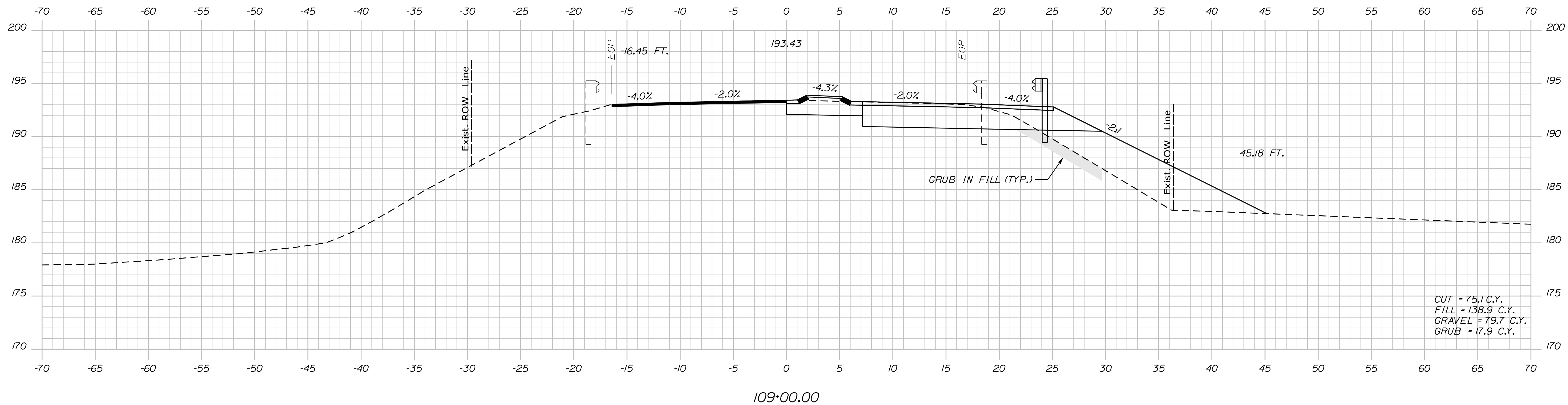
MTA PROJECT MANAGER: Ryan Barnes, PE, CPESC

WEST GARDINER  
 EXIT 102  
 CROSS SECTIONS  
 RT. 9/126

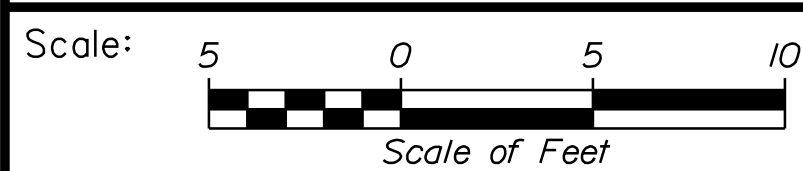
VHB: 55327.00 SHEET NUMBER: 42  
 CONTRACT: 2023.02 42 OF 92



Date: 11/15/2022



Filename: ...034-049\_Xsect\_Route9.dgn



No.	Revision	By	Date

Designed by:



CONSULTANT PROJECT MANAGER: A. Grande			
	By	Date	
Designed	JBD	11/15/2022	Checked
			ECF
			11/15/2022
Drawn	AGC	11/15/2022	In Charge of
			AG
			11/15/2022

VANASSE HANGEN BRUSTLIN, INC.  
 500 Southborough Dr.  
 Suite 105B  
 South Portland, ME 04106  
 TEL (207) 889-3150  
 FAX (207) 253-5596



THE GOLD STAR  
 MEMORIAL HIGHWAY

MTA PROJECT MANAGER: Ryan Barnes, PE, CPESC

WEST GARDINER  
 EXIT 102  
 CROSS SECTIONS  
 RT. 9/126

VHB: 55327.00  
 CONTRACT: 2023.02

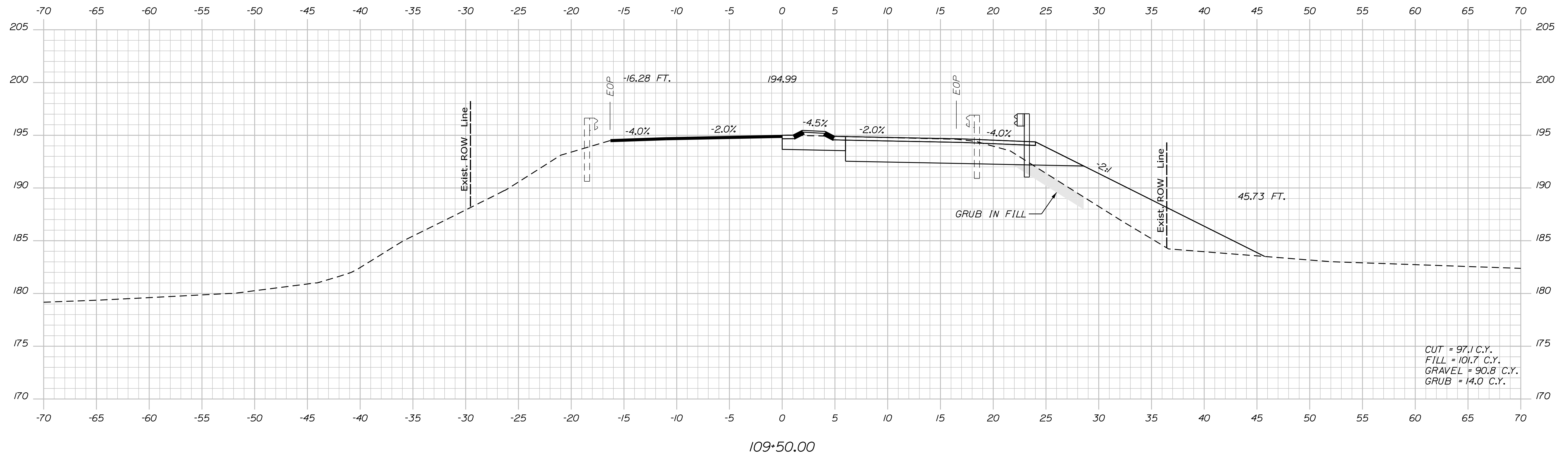
SHEET NUMBER: 43  
 43 OF 92

Sta. 108+50.00 to Sta. 109+00.00

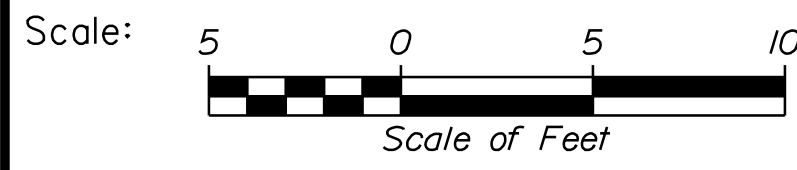


Date: 11/15/2022

Filename: ...034-049\_Xsect\_Route9.dgn




109+50.00



Designed by:



VANASSE HANGEN BRUSTLIN, INC.  
 500 Southborough Dr.  
 Suite 105B  
 South Portland, ME 04106  
 TEL (207) 889-3150  
 FAX (207) 253-5596



THE GOLD STAR  
 MEMORIAL HIGHWAY

WEST GARDINER  
 EXIT 102  
 CROSS SECTIONS  
 RT. 9/126

No.	Revision	By	Date

CONSULTANT PROJECT MANAGER: A. Grande					
	By	Date	Checked	By	Date
Designed	JBD	11/15/2022	ECF	ECF	11/15/2022
Drawn	AGC	11/15/2022	In Charge of	AG	11/15/2022

MTA PROJECT MANAGER: Ryan Barnes, PE, CPESC

VHB: 55327.00  
 CONTRACT: 2023.02

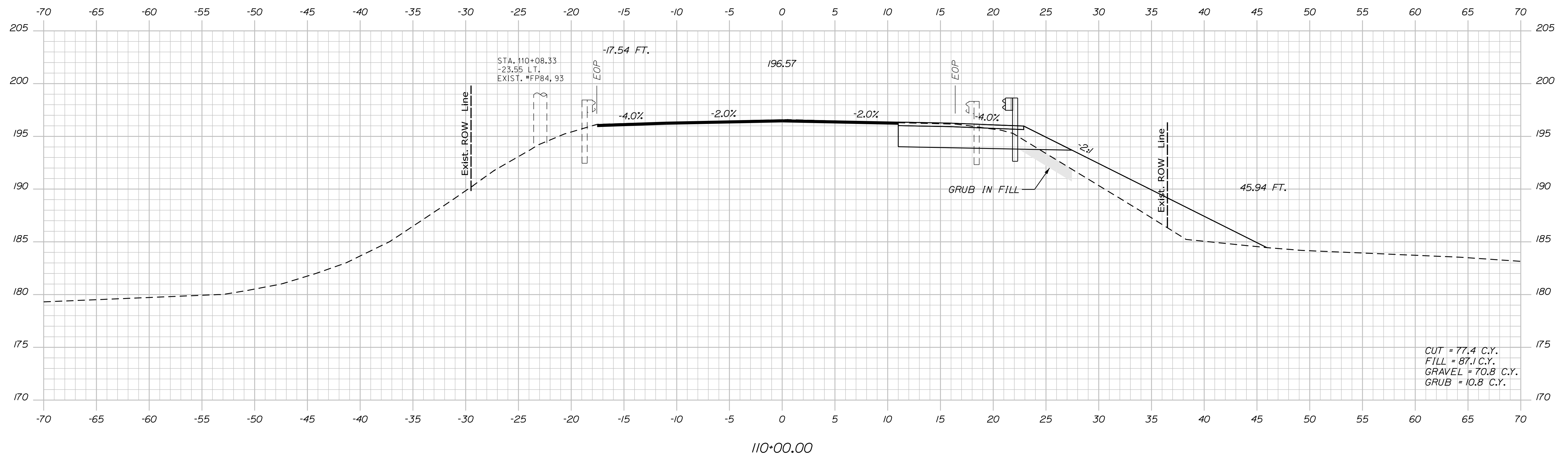
SHEET NUMBER: 44  
 44 OF 92

Sta. 109+50.00 to Sta. 109+50.00



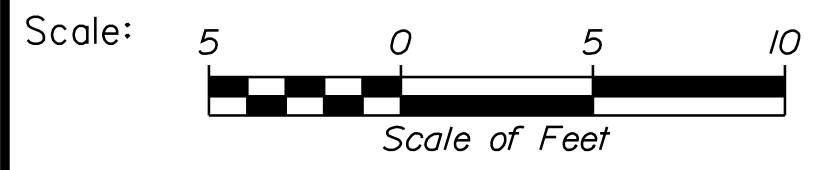
Date: 11/15/2022

Filename: ...034-049\_Xsect\_Route9.dgn



CUT = 77.4 C.Y.  
 FILL = 87.1 C.Y.  
 GRAVEL = 70.8 C.Y.  
 GRUB = 10.8 C.Y.


110+00.00



Designed by:



VANASSE HANGEN BRUSTLIN, INC.  
 500 Southborough Dr.  
 Suite 105B  
 South Portland, ME 04106  
 TEL (207) 889-3150  
 FAX (207) 253-5596



THE GOLD STAR  
 MEMORIAL HIGHWAY

WEST GARDINER  
 EXIT 102  
 CROSS SECTIONS  
 RT. 9/126

No.	Revision	By	Date

CONSULTANT PROJECT MANAGER: A. Grande					
	By	Date	Checked	By	Date
Designed	JBD	11/15/2022	ECF	ECF	11/15/2022
Drawn	AGC	11/15/2022	In Charge of	AG	11/15/2022

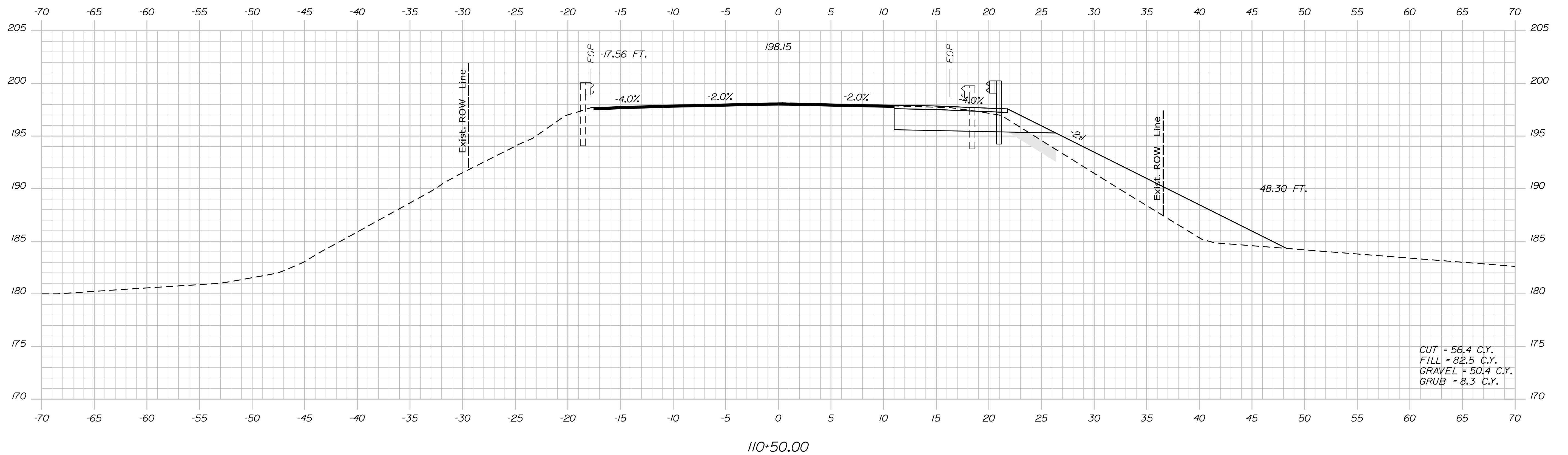
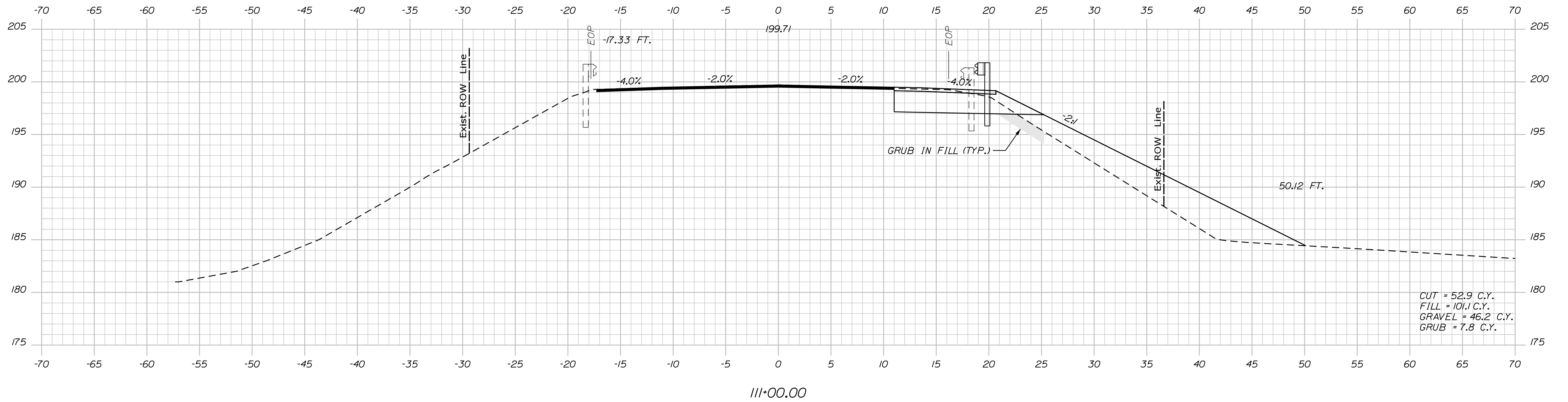
MTA PROJECT MANAGER: Ryan Barnes, PE, CPESC

VHB: 55327.00 SHEET NUMBER: 45  
 CONTRACT: 2023.02 45 OF 92

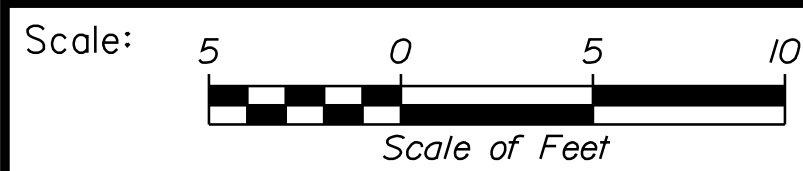
Sta. 110+00.00 to Sta. 110+00.00



Date: 11/15/2022




Filename: ...034-049\_Xsect\_Route9.dgn



Designed by:



VANASSE HANGEN BRUSTLIN, INC.  
 500 Southborough Dr.  
 Suite 105B  
 South Portland, ME 04106  
 TEL (207) 889-3150  
 FAX (207) 253-5596



THE GOLD STAR  
 MEMORIAL HIGHWAY

WEST GARDINER  
 EXIT 102  
 CROSS SECTIONS  
 RT. 9/126

No.	Revision	By	Date

CONSULTANT PROJECT MANAGER: A. Grande			
	By	Date	
Designed	JBD	11/15/2022	Checked
Drawn	AGC	11/15/2022	In Charge of
			AG
			11/15/2022

MTA PROJECT MANAGER: Ryan Barnes, PE, CPESC

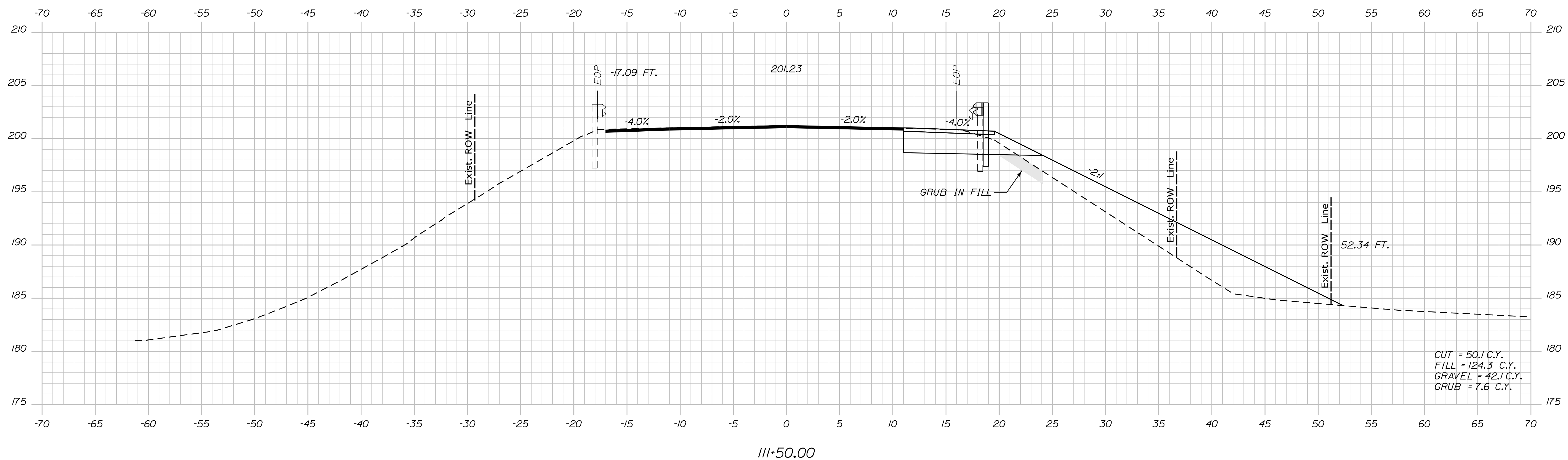
VHB: 55327.00  
 CONTRACT: 2023.02

SHEET NUMBER: 46  
 46 OF 92

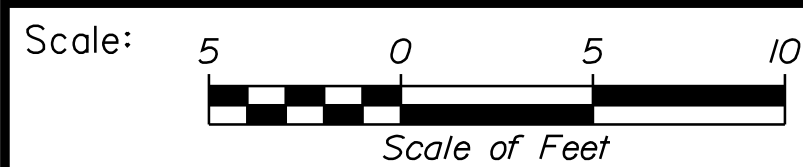
Sta. 110+50.00 to Sta. 111+00.00

Date: 11/15/2022

Filename: ...034-049\_Xsect\_Route9.dgn




111+50.00



Designed by:



VANASSE HANGEN BRUSTLIN, INC.  
 500 Southborough Dr.  
 Suite 105B  
 South Portland, ME 04106  
 TEL (207) 889-3150  
 FAX (207) 253-5596



THE GOLD STAR  
 MEMORIAL HIGHWAY

WEST GARDINER  
 EXIT 102  
 CROSS SECTIONS  
 RT. 9/126

No.	Revision	By	Date

CONSULTANT PROJECT MANAGER: A. Grande					
	By	Date	Checked	By	Date
Designed	JBD	11/15/2022	ECF	ECF	11/15/2022
Drawn	AGC	11/15/2022	In Charge of	AG	11/15/2022

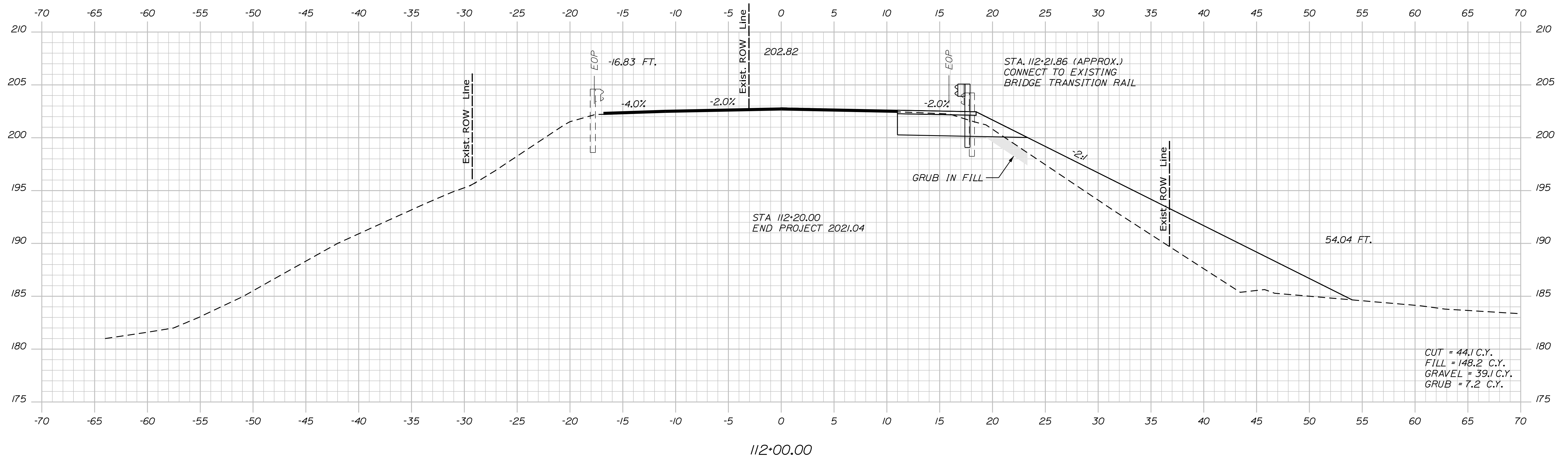
VHB: 55327.00 SHEET NUMBER: 47  
 CONTRACT: 2023.02 47 OF 92

Sta. 111+50.00 to Sta. 111+50.00

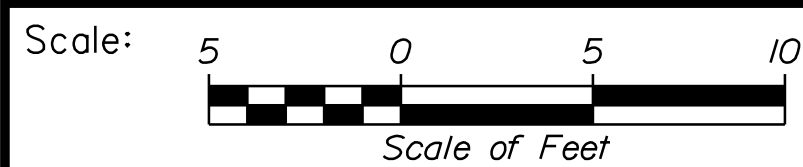


Date: 11/15/2022

Filename: ...034-049\_Xsect\_Route9.dgn




112+00.00



Designed by:



VANASSE HANGEN BRUSTLIN, INC.  
 500 Southborough Dr.  
 Suite 105B  
 South Portland, ME 04106  
 TEL (207) 889-3150  
 FAX (207) 253-5596



THE GOLD STAR  
 MEMORIAL HIGHWAY

WEST GARDINER  
 EXIT 102  
 CROSS SECTIONS  
 RT. 9/126

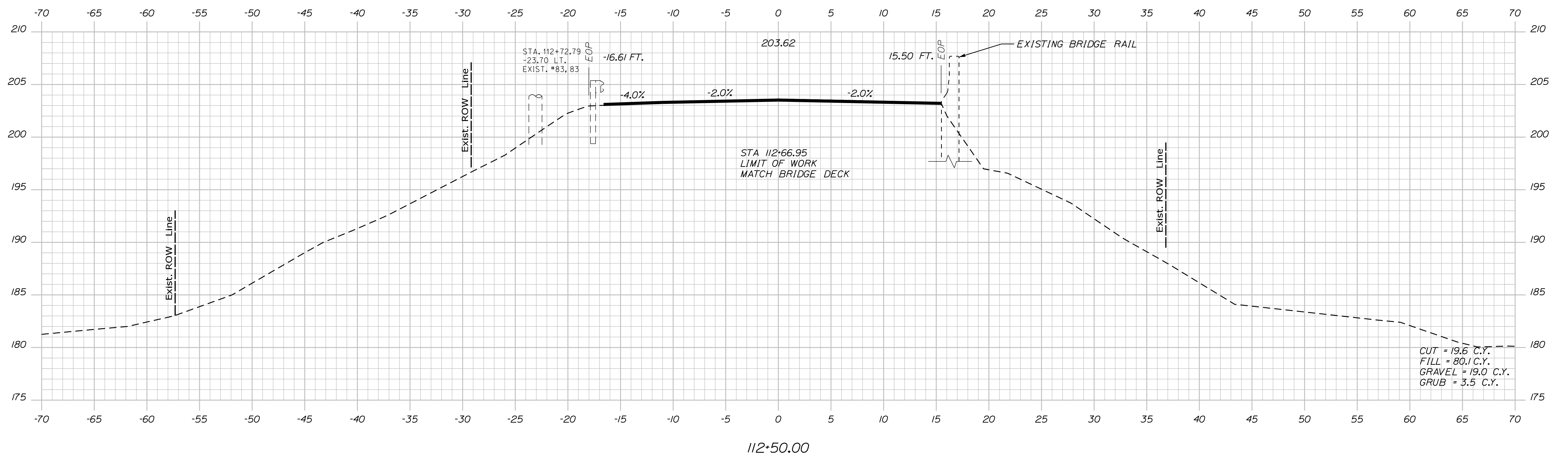
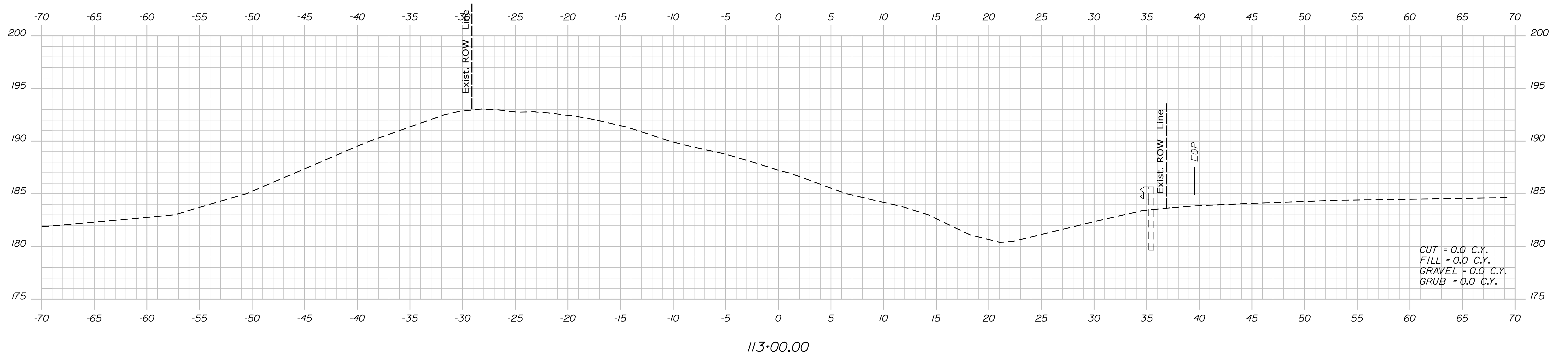
No.	Revision	By	Date

CONSULTANT PROJECT MANAGER: A. Grande					
	By	Date	Checked	By	Date
	JBD	11/15/2022	ECF	ECF	11/15/2022
	Drawn	AGC	In Charge of	AG	11/15/2022

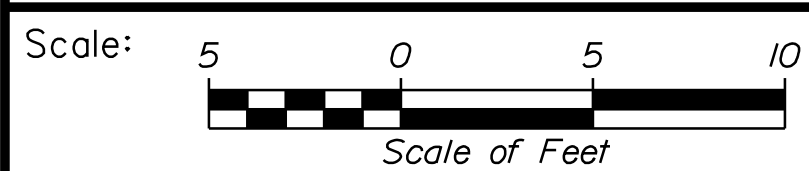
VHB: 55327.00 SHEET NUMBER: 48  
 CONTRACT: 2023.02 48 OF 92

Sta. 112+00.00 to Sta. 112+00.00

Date: 11/15/2022




Filename: ...034-049\_Xsect\_Route9.dgn



Designed by:



VANASSE HANGEN BRUSTLIN, INC.  
 500 Southborough Dr.  
 Suite 105B  
 South Portland, ME 04106  
 TEL (207) 889-3150  
 FAX (207) 253-5596



THE GOLD STAR  
 MEMORIAL HIGHWAY

WEST GARDINER  
 EXIT 102  
 CROSS SECTIONS  
 RT. 9/126

No.	Revision	By	Date

CONSULTANT PROJECT MANAGER: A. Grande			
	By	Date	
Designed	JBD	11/15/2022	Checked ECF 11/15/2022
Drawn	AGC	11/15/2022	In Charge of AG 11/15/2022

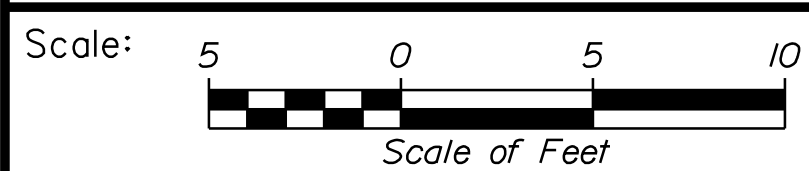
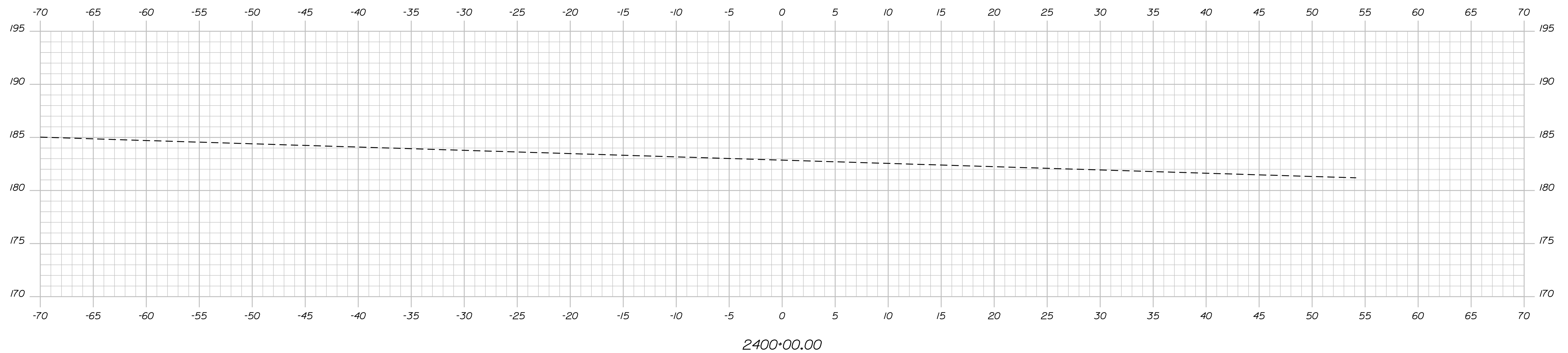
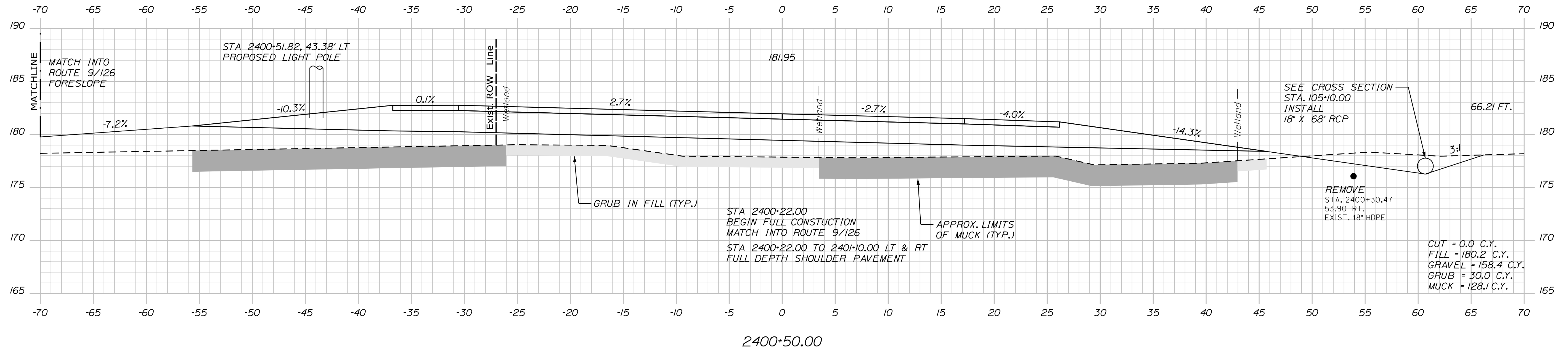
VHB: 55327.00 SHEET NUMBER: 49  
 CONTRACT: 2023.02 49 OF 92

Sta. 112+50.00 to Sta. 113+00.00



Date: 11/15/2022


Filename: ...050-068\_Xsect\_NewRamp.dgn



Designed by:



VANASSE HANGEN BRUSTLIN, INC.  
 500 Southborough Dr.  
 Suite 105B  
 South Portland, ME 04106  
 TEL (207) 889-3150  
 FAX (207) 253-5596



THE GOLD STAR  
 MEMORIAL HIGHWAY

WEST GARDINER  
 EXIT 102  
 CROSS SECTIONS  
 SB ON RAMP

No.	Revision	By	Date

CONSULTANT PROJECT MANAGER: A. Grande					
	By	Date	Checked	By	Date
	JBD	11/15/2022	ECF	ECF	11/15/2022
	Drawn	AGC	In Charge of	AG	11/15/2022

MTA PROJECT MANAGER: Ryan Barnes, PE, CPESC

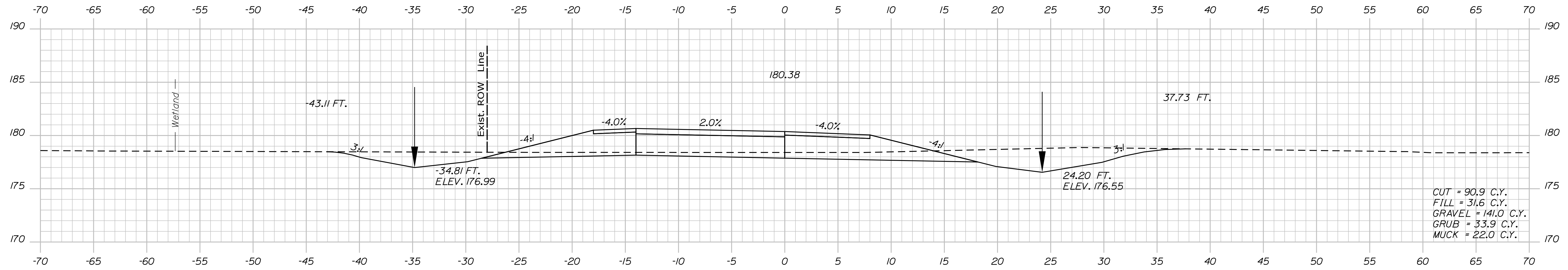
VHB: 55327.00  
 CONTRACT: 2023.02

SHEET NUMBER: 50  
 50 OF 92

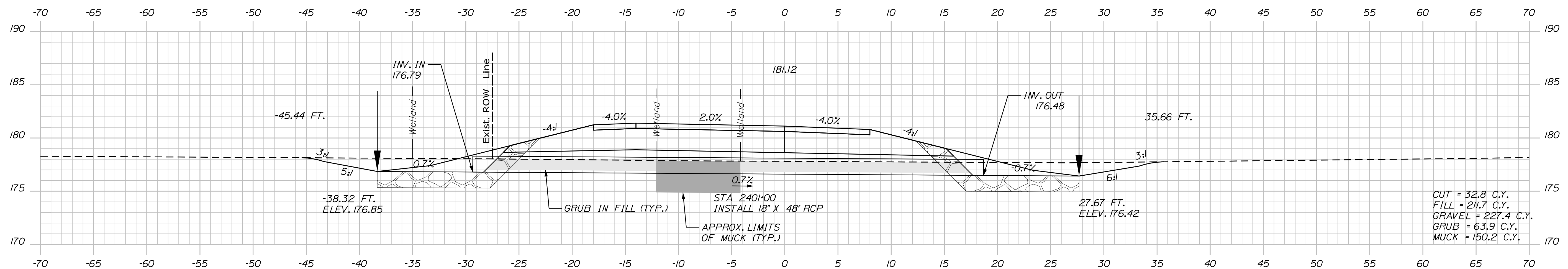
Sta. 2400+00.00 to Sta. 2400+50.00

Date: 11/15/2022

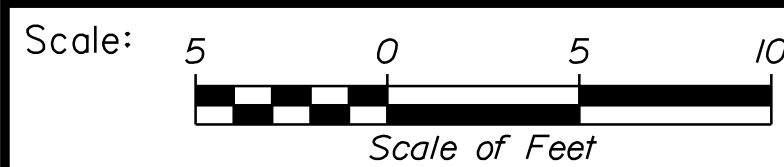
Filename: ...050-068\_Xsect\_NewRamp.dgn



2401+50.00




2401+00.00



No.	Revision	By	Date

Designed by:



CONSULTANT PROJECT MANAGER: A. Grande

	By	Date	Checked	By	Date
Designed	JBD	11/15/2022	ECF	ECF	11/15/2022
Drawn	AGC	11/15/2022	In Charge of	AG	11/15/2022

VANASSE HANGEN BRUSTLIN, INC.  
 500 Southborough Dr.  
 Suite 105B  
 South Portland, ME 04106  
 TEL (207) 889-3150  
 FAX (207) 253-5596



**THE GOLD STAR  
 MEMORIAL HIGHWAY**

MTA PROJECT MANAGER: Ryan Barnes, PE, CPESC

**WEST GARDINER  
 EXIT 102  
 CROSS SECTIONS  
 SB ON RAMP**

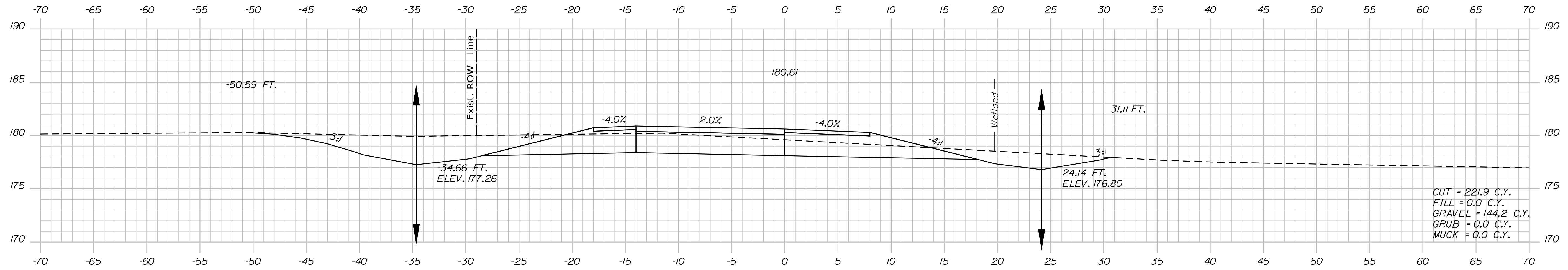
VHB: 55327.00  
 CONTRACT: 2023.02

SHEET NUMBER: 51  
 51 OF 92



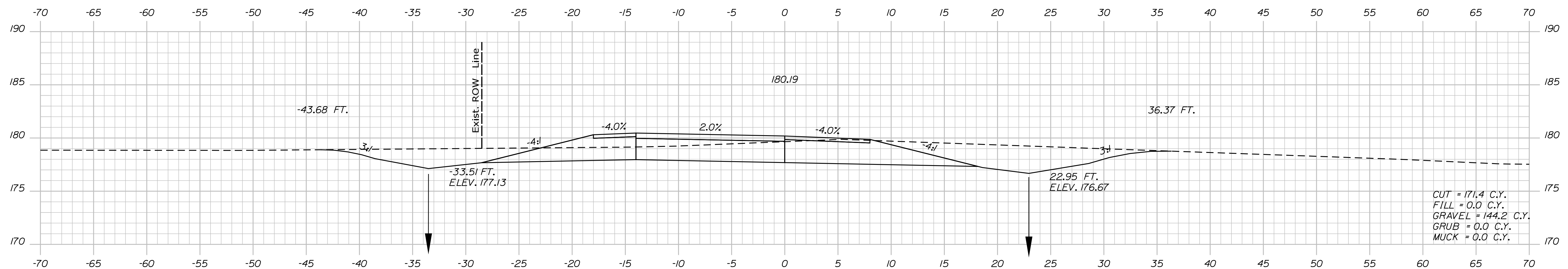
Date: 11/15/2022

Filename: ... \050-068\_Xsect\_NewRamp.dgn



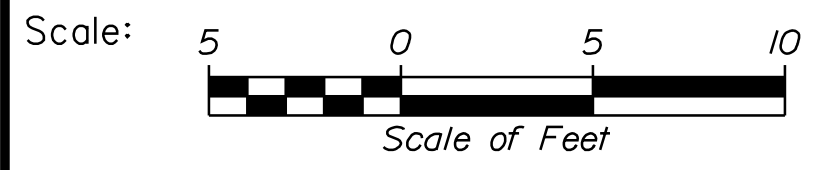
2402+50.00

CUT = 221.9 C.Y.  
 FILL = 0.0 C.Y.  
 GRAVEL = 144.2 C.Y.  
 GRUB = 0.0 C.Y.  
 MUCK = 0.0 C.Y.




2402+00.00

CUT = 171.4 C.Y.  
 FILL = 0.0 C.Y.  
 GRAVEL = 144.2 C.Y.  
 GRUB = 0.0 C.Y.  
 MUCK = 0.0 C.Y.



No.	Revision	By	Date

Designed by:



CONSULTANT PROJECT MANAGER: A. Grande

	By	Date	Checked	By	Date
Designed	JBD	11/15/2022	Checked	ECF	11/15/2022
Drawn	AGC	11/15/2022	In Charge of	AG	11/15/2022

VANASSE HANGEN BRUSTLIN, INC.  
 500 Southborough Dr.  
 Suite 105B  
 South Portland, ME 04106  
 TEL (207) 889-3150  
 FAX (207) 253-5596



**THE GOLD STAR  
 MEMORIAL HIGHWAY**

MTA PROJECT MANAGER: Ryan Barnes, PE, CPESC

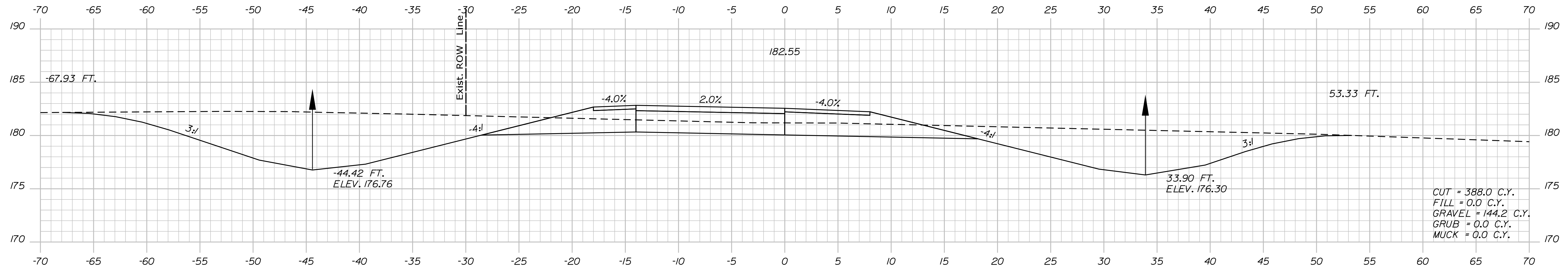
**WEST GARDINER  
 EXIT 102  
 CROSS SECTIONS  
 SB ON RAMP**

VHB: 55327.00  
 CONTRACT: 2023.02

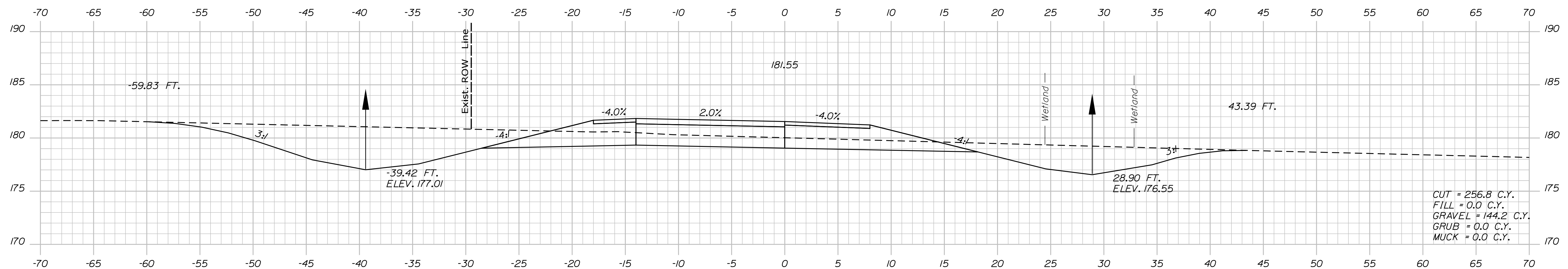
SHEET NUMBER: 52  
 52 OF 92

Date: 11/15/2022

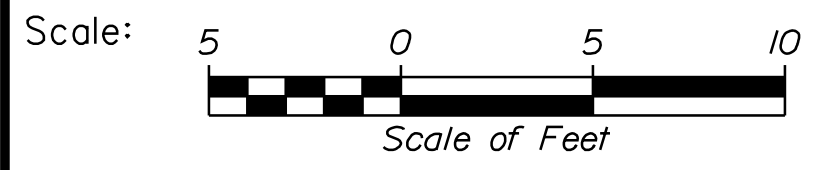
Filename: ...050-068\_Xsect\_NewRamp.dgn



2403+50.00



2403+00.00



Designed by:



VANASSE HANGEN BRUSTLIN, INC.  
 500 Southborough Dr.  
 Suite 105B  
 South Portland, ME 04106  
 TEL (207) 889-3150  
 FAX (207) 253-5596



THE GOLD STAR  
 MEMORIAL HIGHWAY

WEST GARDINER  
 EXIT 102  
 CROSS SECTIONS  
 SB ON RAMP

No.	Revision	By	Date

CONSULTANT PROJECT MANAGER: A. Grande					
	By	Date	Checked	By	Date
Designed	JBD	11/15/2022	Checked	ECF	11/15/2022
Drawn	AGC	11/15/2022	In Charge of	AG	11/15/2022

MTA PROJECT MANAGER: Ryan Barnes, PE, CPESC

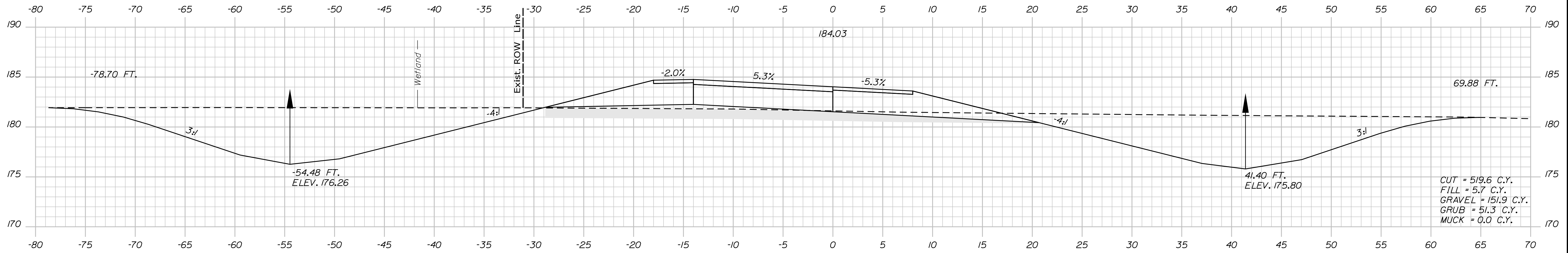
VHB: 55327.00 SHEET NUMBER: 53  
 CONTRACT: 2023.02 53 OF 92

Sta. 2403+00.00 to Sta. 2403+50.00

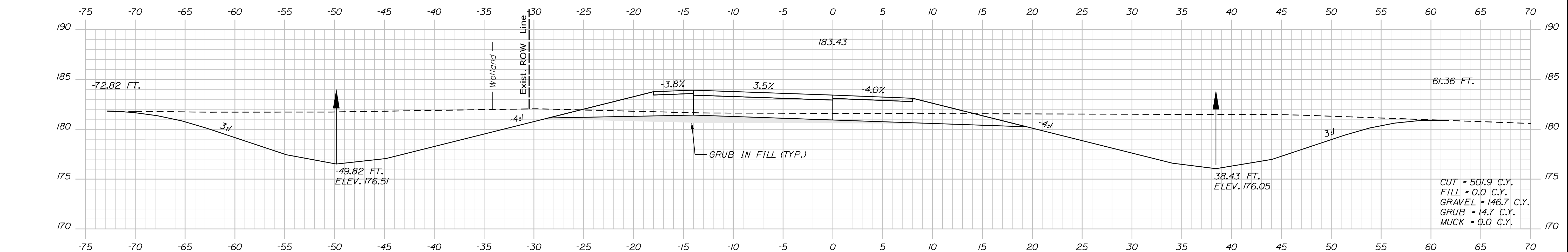


Date: 11/15/2022

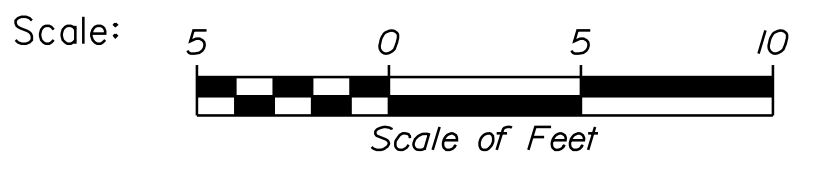
Filename: ...050-068\_Xsect\_NewRamp.dgn



2404+50.00



2404+00.00



Designed by:



VANASSE HANGEN BRUSTLIN, INC.  
 500 Southborough Dr.  
 Suite 105B  
 South Portland, ME 04106  
 TEL (207) 889-3150  
 FAX (207) 253-5596



THE GOLD STAR  
 MEMORIAL HIGHWAY

WEST GARDINER  
 EXIT 102  
 CROSS SECTIONS  
 SB ON RAMP

No.	Revision	By	Date

CONSULTANT PROJECT MANAGER: A. Grande					
	By	Date	Checked	By	Date
Designed	JBD	11/15/2022	ECF	ECF	11/15/2022
Drawn	AGC	11/15/2022	In Charge of	AG	11/15/2022

MTA PROJECT MANAGER: Ryan Barnes, PE, CPESC

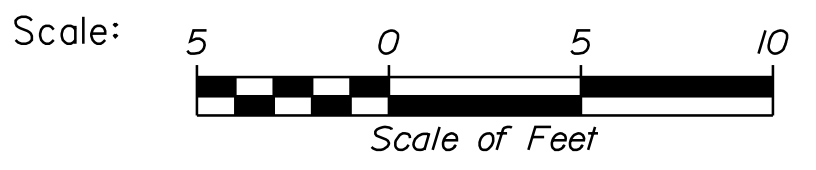
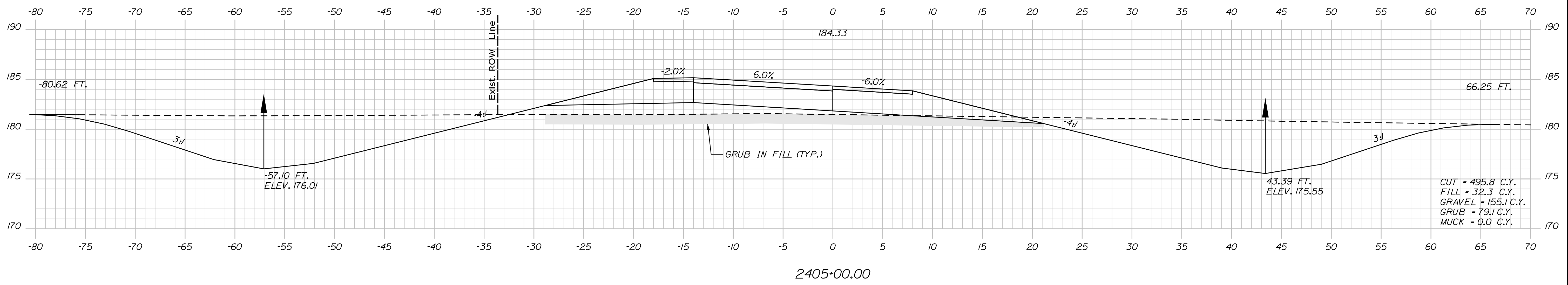
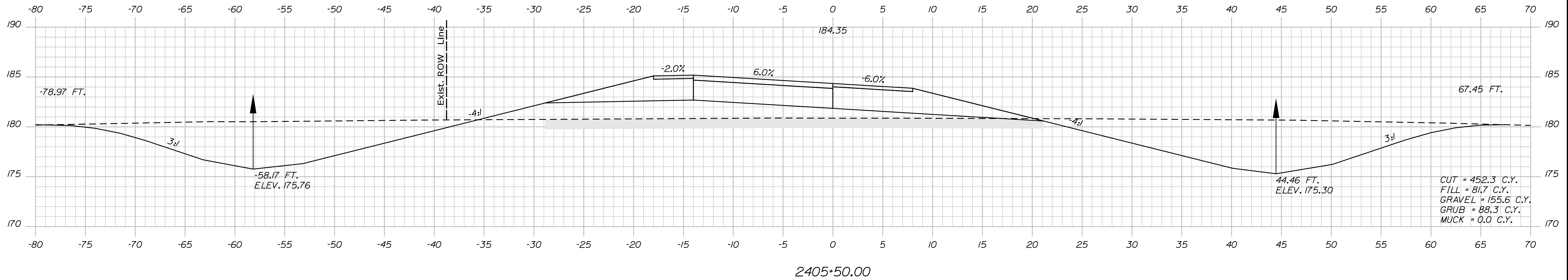
VHB: 55327.00  
 CONTRACT: 2023.02

SHEET NUMBER: 54  
 54 OF 92

Sta. 2404+00.00 to Sta. 2404+50.00


Date: 11/15/2022

Filename: ...050-068\_Xsect\_NewRamp.dgn



No.	Revision	By	Date


Designed by:



CONSULTANT PROJECT MANAGER: A. Grande

	By	Date	Checked	By	Date
Designed	JBD	11/15/2022	ECF	ECF	11/15/2022
Drawn	AGC	11/15/2022	In Charge of	AG	11/15/2022

VANASSE HANGEN BRUSTLIN, INC.  
 500 Southborough Dr.  
 Suite 105B  
 South Portland, ME 04106  
 TEL (207) 889-3150  
 FAX (207) 253-5596



**THE GOLD STAR  
MEMORIAL HIGHWAY**

MTA PROJECT MANAGER: Ryan Barnes, PE, CPESC

**WEST GARDINER  
EXIT 102  
CROSS SECTIONS  
SB ON RAMP**

VHB: 55327.00  
 CONTRACT: 2023.02

SHEET NUMBER: 55  
 55 OF 92



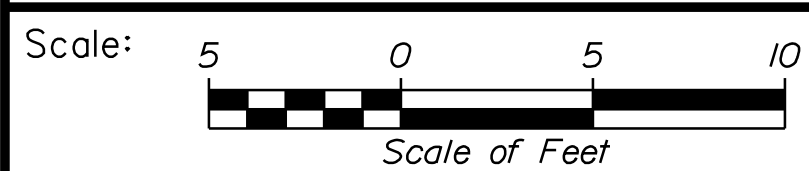
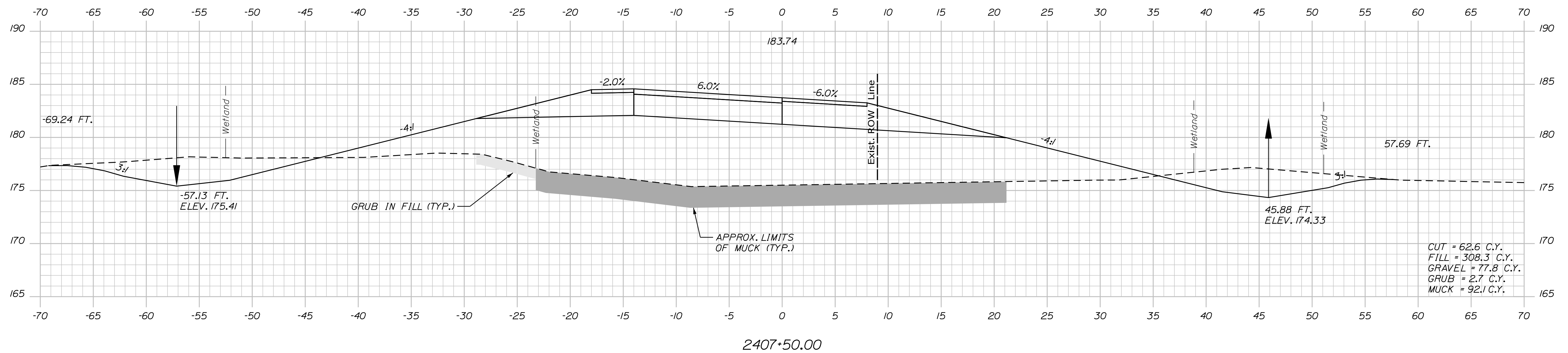
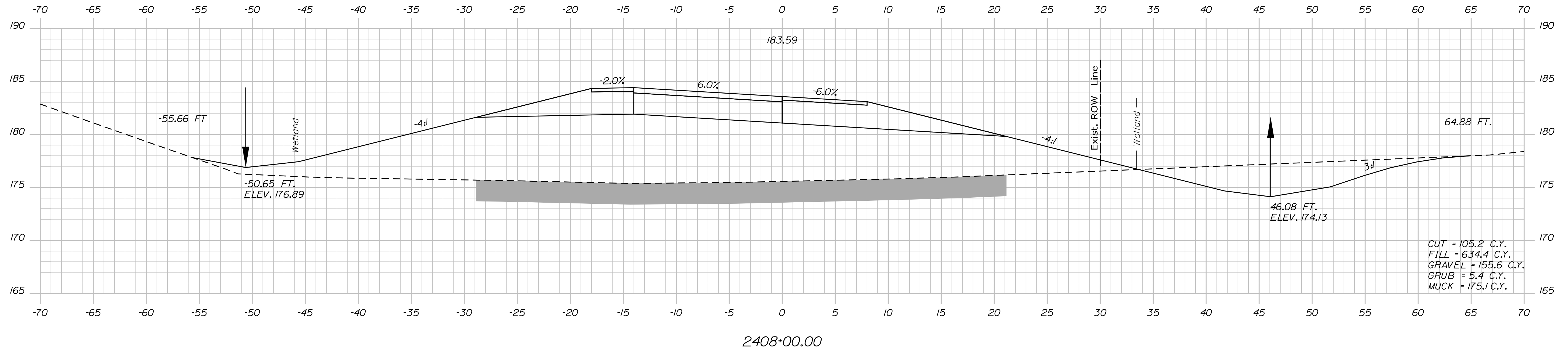







Date: 11/15/2022

Filename: ...050-068\_Xsect\_NewRamp.dgn



No.	Revision	By	Date

Designed by:



CONSULTANT PROJECT MANAGER: A. Grande

	By	Date	Checked	By	Date
Designed	JBD	11/15/2022	ECF	ECF	11/15/2022
Drawn	AGC	11/15/2022	In Charge of	AG	11/15/2022

VANASSE HANGEN BRUSTLIN, INC.  
 500 Southborough Dr.  
 Suite 105B  
 South Portland, ME 04106  
 TEL (207) 889-3150  
 FAX (207) 253-5596



**THE GOLD STAR  
MEMORIAL HIGHWAY**

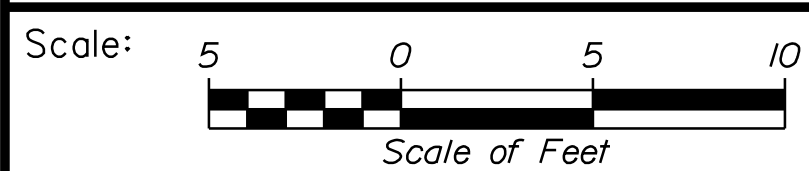
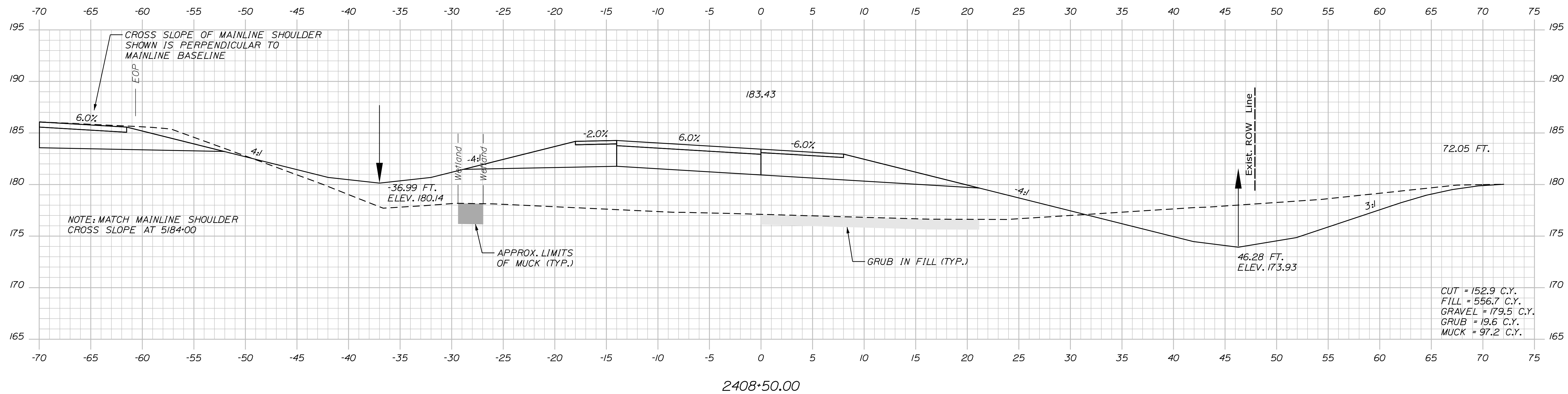
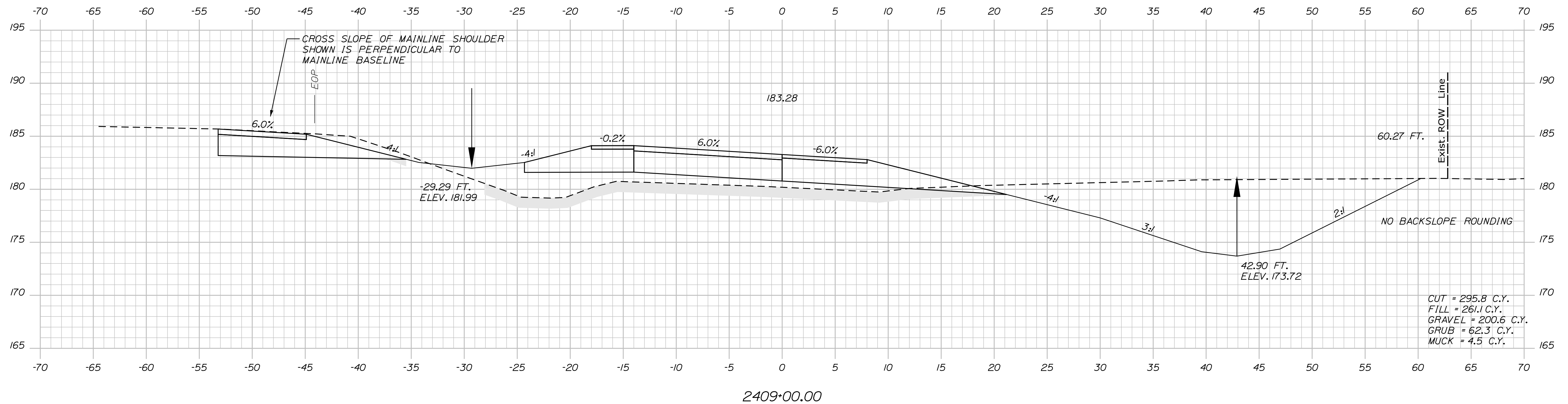
MTA PROJECT MANAGER: Ryan Barnes, PE, CPESC

**WEST GARDINER  
EXIT 102  
CROSS SECTIONS  
SB ON RAMP**

VHB: 55327.00 SHEET NUMBER: 58  
 CONTRACT: 2023.02 58 OF 92

Date: 11/15/2022


Filename: ...050-068\_Xsect\_NewRamp.dgn



Designed by:



VANASSE HANGEN BRUSTLIN, INC.  
500 Southborough Dr.  
Suite 105B  
South Portland, ME 04106  
TEL (207) 889-3150  
FAX (207) 253-5596



THE GOLD STAR  
MEMORIAL HIGHWAY

WEST GARDINER  
EXIT 102  
CROSS SECTIONS  
SB ON RAMP

No.	Revision	By	Date

CONSULTANT PROJECT MANAGER: A. Grande			
	By	Date	
Designed	JBD	11/15/2022	Checked ECF 11/15/2022
Drawn	AGC	11/15/2022	In Charge of AG 11/15/2022

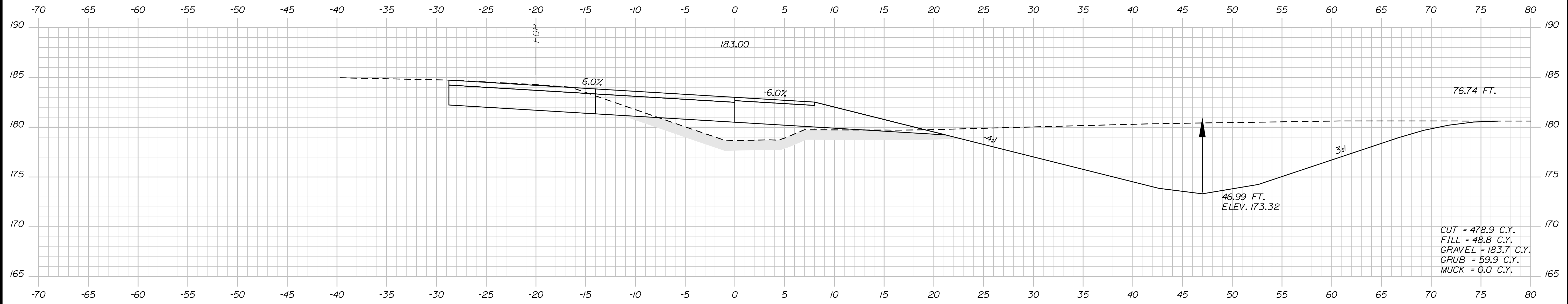
VHB: 55327.00 SHEET NUMBER: 59  
CONTRACT: 2023.02 59 OF 92

Sta. 2408+50.00 to Sta. 2409+00.00



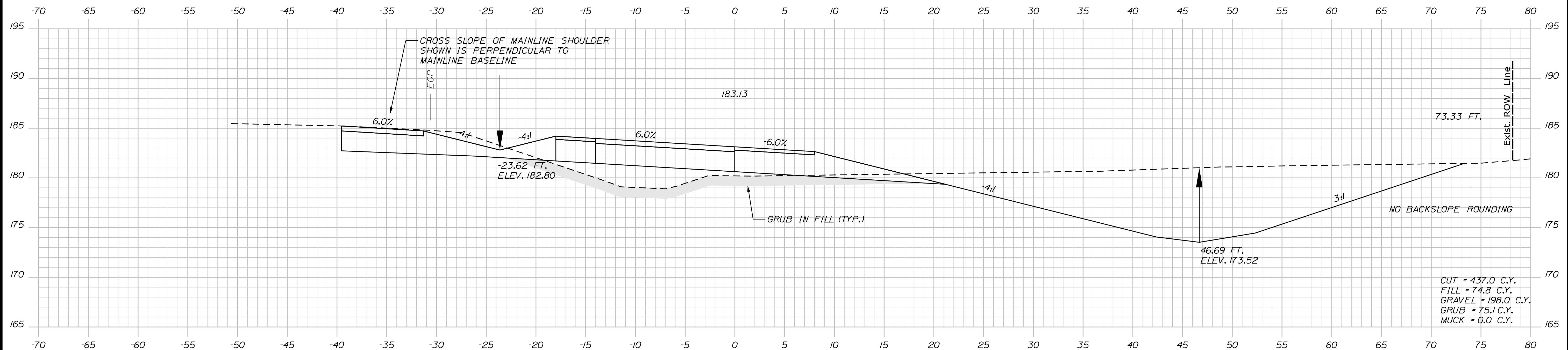
Date: 11/15/2022

Filename: ...050-068\_Xsect\_NewRamp.dgn



CUT = 478.9 C.Y.  
 FILL = 48.8 C.Y.  
 GRAVEL = 183.7 C.Y.  
 GRUB = 59.9 C.Y.  
 MUCK = 0.0 C.Y.

2410+00.00




CUT = 437.0 C.Y.  
 FILL = 74.8 C.Y.  
 GRAVEL = 198.0 C.Y.  
 GRUB = 75.1 C.Y.  
 MUCK = 0.0 C.Y.

2409+50.00

Scale: 5 0 5 10  
 Scale of Feet

No.	Revision	By	Date


Designed by:



CONSULTANT PROJECT MANAGER: A. Grande

	By	Date	Checked	By	Date
Designed	JBD	11/15/2022	ECF	ECF	11/15/2022
Drawn	AGC	11/15/2022	In Charge of	AG	11/15/2022

VANASSE HANGEN BRUSTLIN, INC.  
 500 Southborough Dr.  
 Suite 105B  
 South Portland, ME 04106  
 TEL (207) 889-3150  
 FAX (207) 253-5596



**THE GOLD STAR  
 MEMORIAL HIGHWAY**

MTA PROJECT MANAGER: Ryan Barnes, PE, CPESC

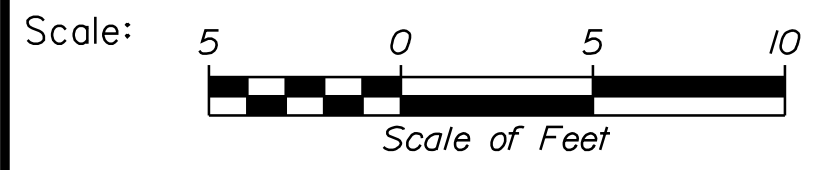
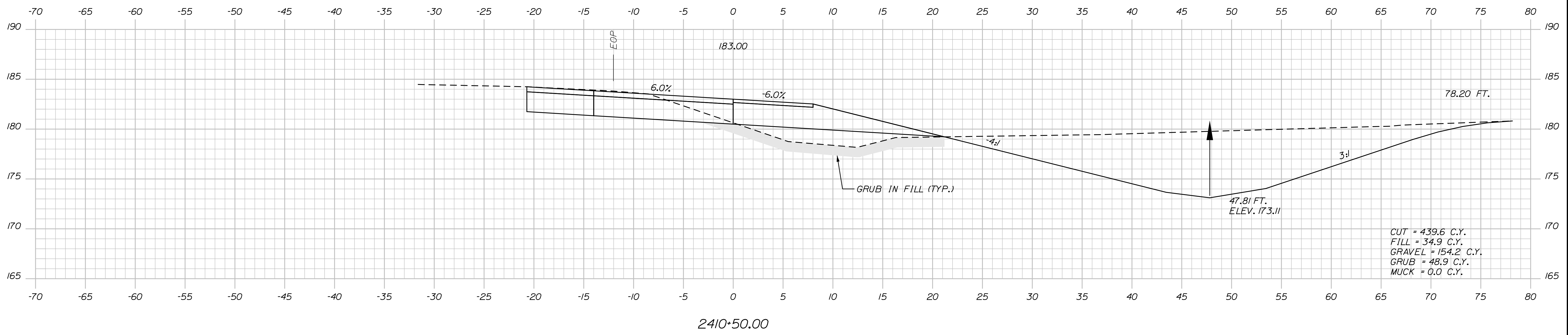
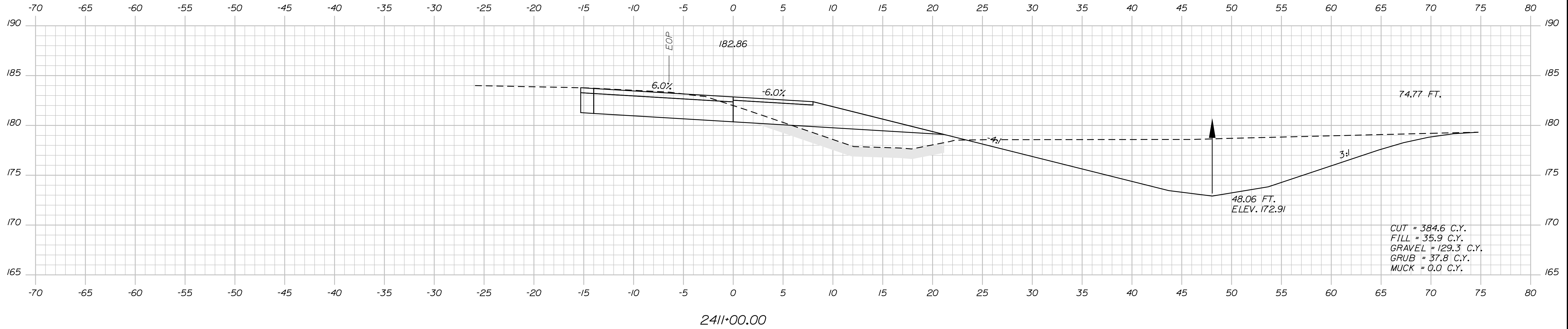
**WEST GARDINER  
 EXIT 102  
 CROSS SECTIONS  
 SB ON RAMP**

VHB: 55327.00  
 CONTRACT: 2023.02


SHEET NUMBER: 60  
 60 OF 92

Date: 11/15/2022

Filename: ...050-068\_Xsect\_NewRamp.dgn



Designed by:



No.	Revision	By	Date

CONSULTANT PROJECT MANAGER: A. Grande

	By	Date	Checked	By	Date
Designed	JBD	11/15/2022	ECF	ECF	11/15/2022
Drawn	AGC	11/15/2022	In Charge of	AG	11/15/2022

VANASSE HANGEN BRUSTLIN, INC.  
 500 Southborough Dr.  
 Suite 105B  
 South Portland, ME 04106  
 TEL (207) 889-3150  
 FAX (207) 253-5596



**THE GOLD STAR  
MEMORIAL HIGHWAY**

MTA PROJECT MANAGER: Ryan Barnes, PE, CPESC

**WEST GARDINER  
EXIT 102  
CROSS SECTIONS  
SB ON RAMP**

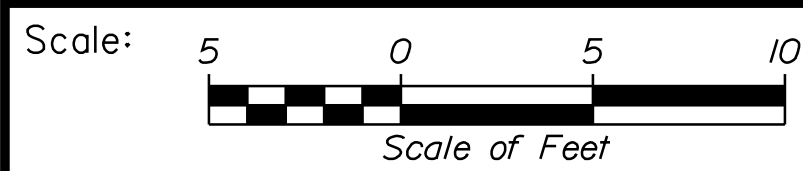
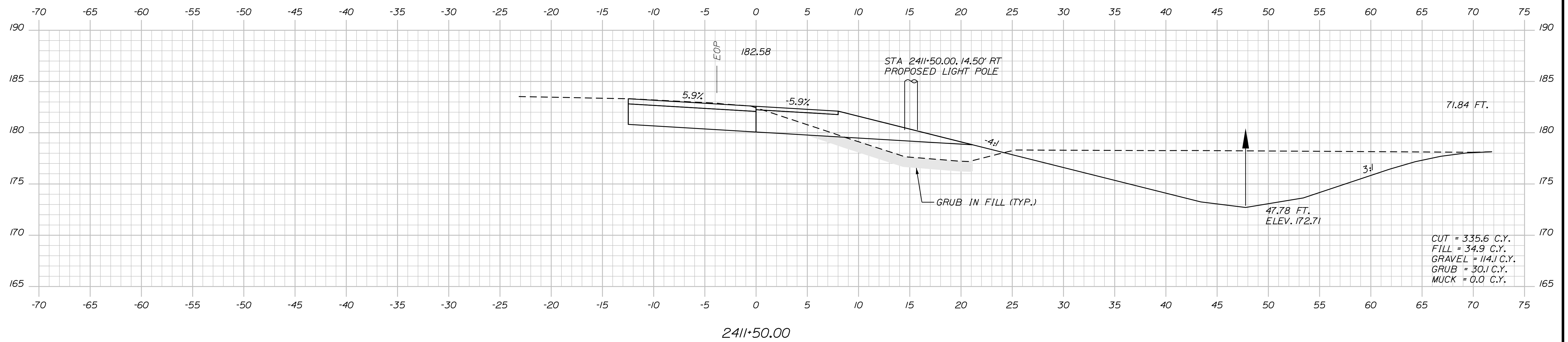
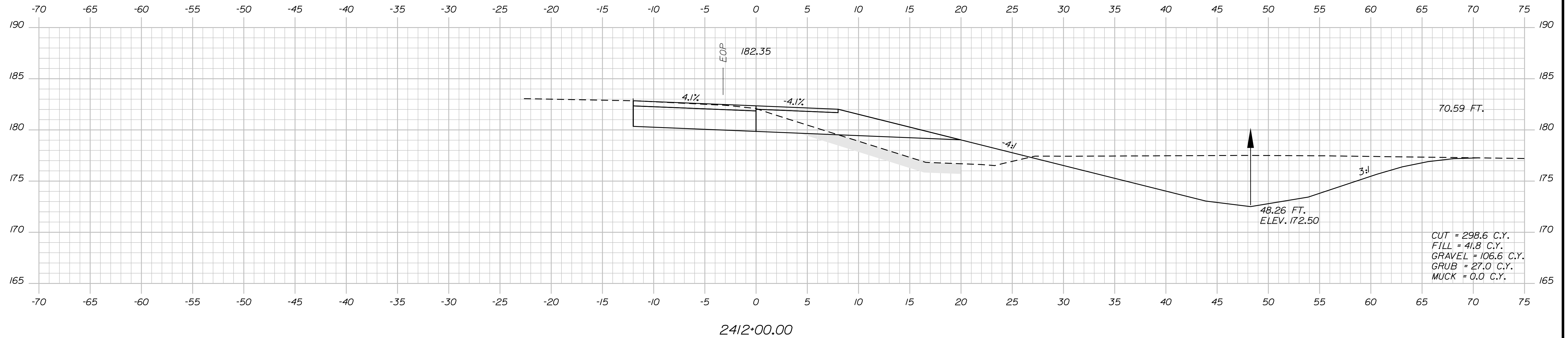
VHB: 55327.00  
 CONTRACT: 2023.02

SHEET NUMBER: 61  
 61 OF 92



Date: 11/15/2022


Filename: ...050-068\_Xsect\_NewRamp.dgn



Designed by:



VANASSE HANGEN BRUSTLIN, INC.  
 500 Southborough Dr.  
 Suite 105B  
 South Portland, ME 04106  
 TEL (207) 889-3150  
 FAX (207) 253-5596



THE GOLD STAR  
 MEMORIAL HIGHWAY

WEST GARDINER  
 EXIT 102  
 CROSS SECTIONS  
 SB ON RAMP

No.	Revision	By	Date

CONSULTANT PROJECT MANAGER: A. Grande					
	By	Date	Checked	By	Date
Designed	JBD	11/15/2022	Checked	ECF	11/15/2022
Drawn	AGC	11/15/2022	In Charge of	AG	11/15/2022

VHB: 55327.00  
 CONTRACT: 2023.02

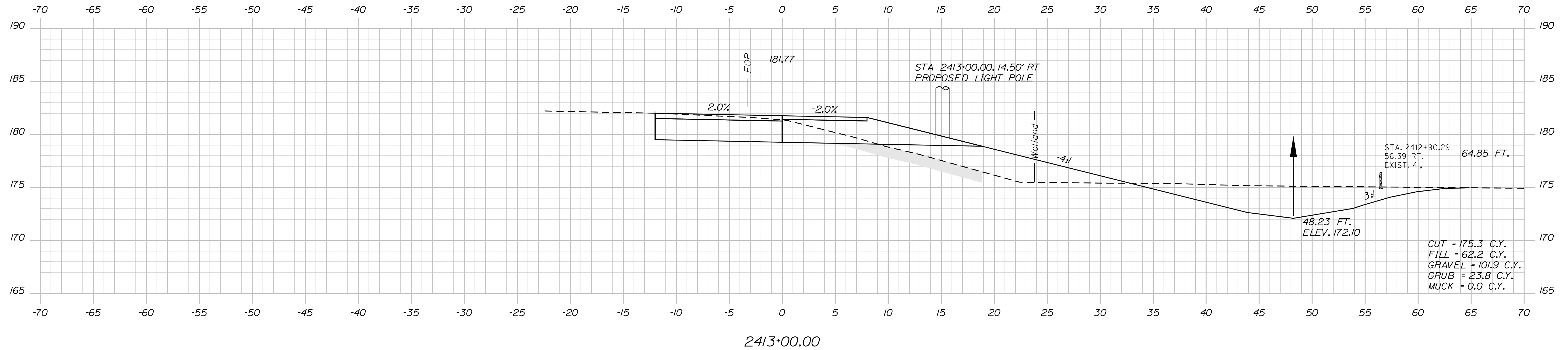
SHEET NUMBER: 62  
 62 OF 92

MTA PROJECT MANAGER: Ryan Barnes, PE, CPESC

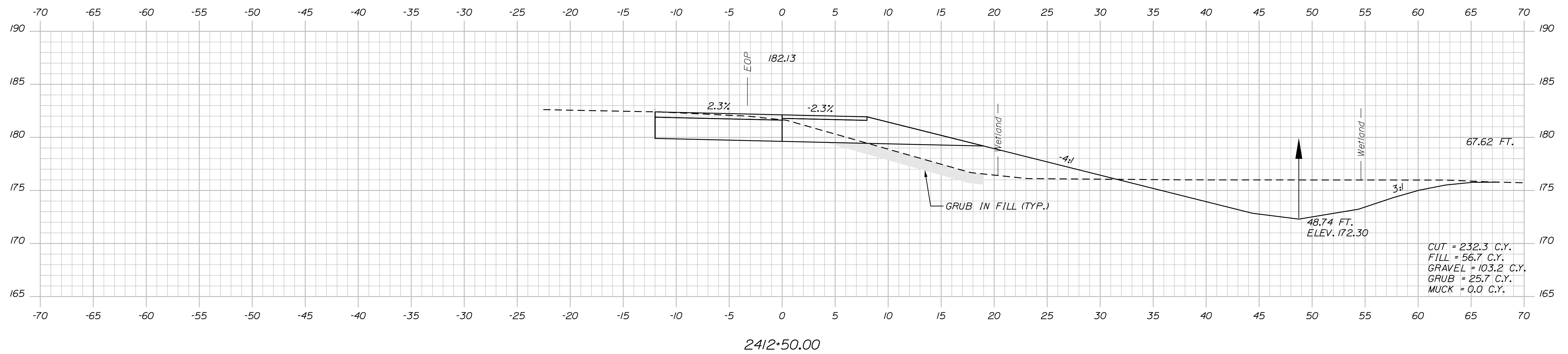
Sta. 2411+50.00 to Sta. 2412+00.00

Date: 11/15/2022

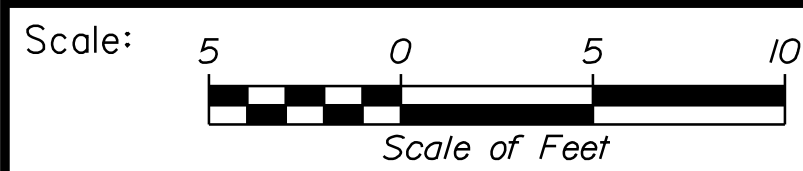
Filename: ...050-068\_Xsect\_NewRamp.dgn



CUT = 175.3 C.Y.  
 FILL = 62.2 C.Y.  
 GRAVEL = 101.9 C.Y.  
 GRUB = 23.8 C.Y.  
 MUCK = 0.0 C.Y.




CUT = 232.3 C.Y.  
 FILL = 56.7 C.Y.  
 GRAVEL = 103.2 C.Y.  
 GRUB = 25.7 C.Y.  
 MUCK = 0.0 C.Y.



Designed by:



VANASSE HANGEN BRUSTLIN, INC.  
 500 Southborough Dr.  
 Suite 105B  
 South Portland, ME 04106  
 TEL (207) 889-3150  
 FAX (207) 253-5596



THE GOLD STAR  
 MEMORIAL HIGHWAY

WEST GARDINER  
 EXIT 102  
 CROSS SECTIONS  
 SB ON RAMP

No.	Revision	By	Date

CONSULTANT PROJECT MANAGER: A. Grande			
	By	Date	
Designed	JBD	11/15/2022	Checked
Drawn	AGC	11/15/2022	In Charge of

MTA PROJECT MANAGER: Ryan Barnes, PE, CPESC

VHB: 55327.00  
 CONTRACT: 2023.02

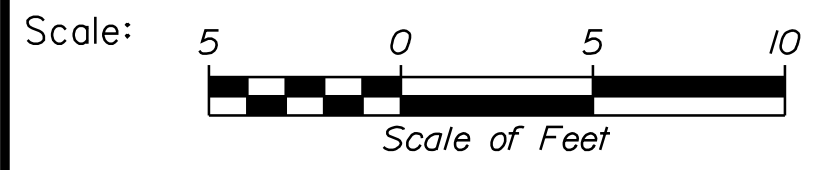
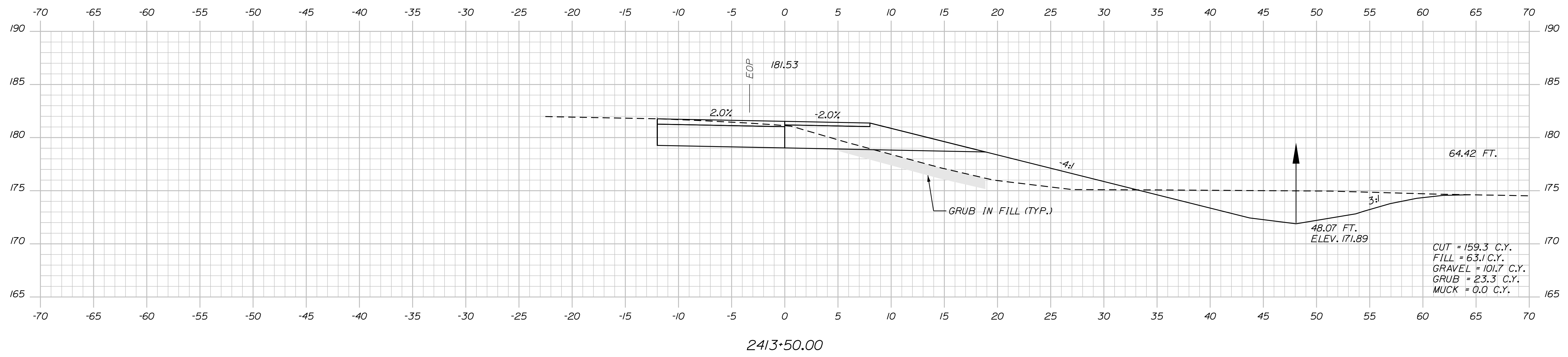
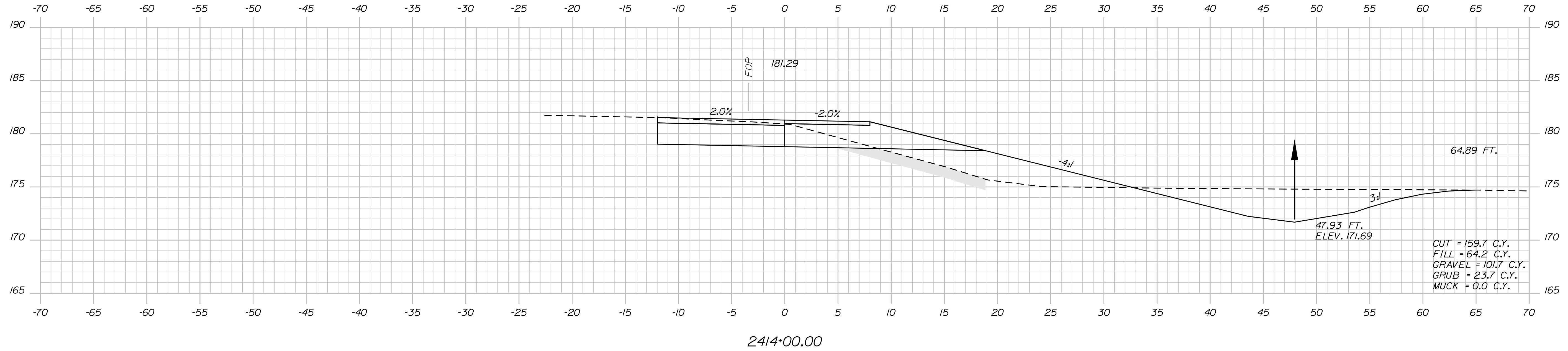
SHEET NUMBER: 63  
 63 OF 92

Sta. 2412+50.00 to Sta. 2413+00.00




Date: 11/15/2022

Filename: ...050-068\_Xsect\_NewRamp.dgn



Designed by:



No.	Revision	By	Date

CONSULTANT PROJECT MANAGER: A. Grande

	By	Date	Checked	By	Date
Designed	JBD	11/15/2022	Checked	ECF	11/15/2022
Drawn	AGC	11/15/2022	In Charge of	AG	11/15/2022

VANASSE HANGEN BRUSTLIN, INC.  
500 Southborough Dr.  
Suite 105B  
South Portland, ME 04106  
TEL (207) 889-3150  
FAX (207) 253-5596



**THE GOLD STAR  
MEMORIAL HIGHWAY**

MTA PROJECT MANAGER: Ryan Barnes, PE, CPESC

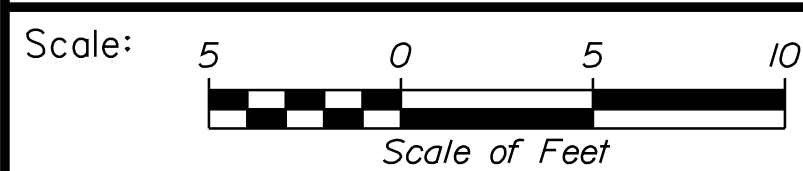
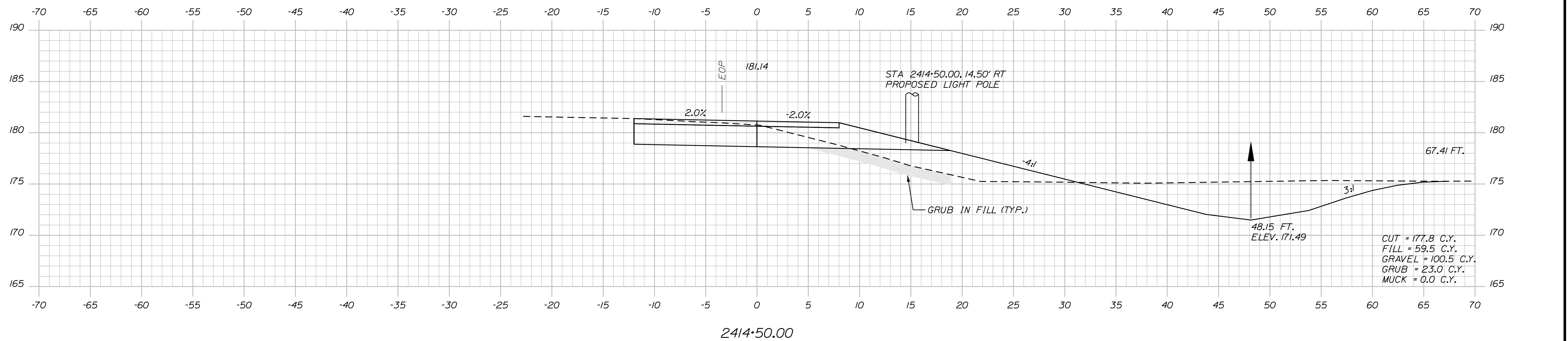
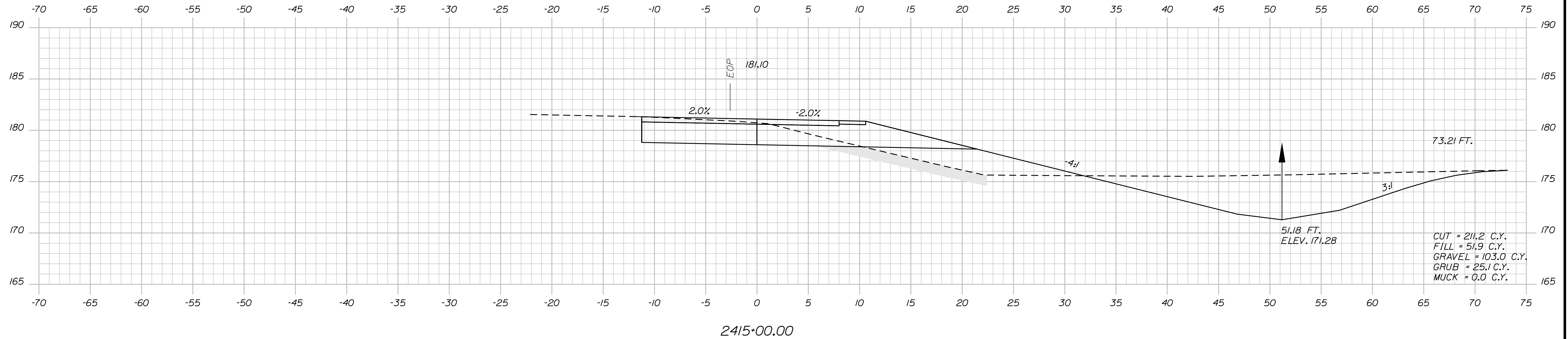
**WEST GARDINER  
EXIT 102  
CROSS SECTIONS  
SB ON RAMP**

VHB: 55327.00  
CONTRACT: 2023.02

SHEET NUMBER: 64  
64 OF 92


Date: 11/15/2022

Filename: ...050-068\_Xsect\_NewRamp.dgn



No.	Revision	By	Date

Designed by:



CONSULTANT PROJECT MANAGER: A. Grande

	By	Date	Checked	By	Date
Designed	JBD	11/15/2022	Checked	ECF	11/15/2022
Drawn	AGC	11/15/2022	In Charge of	AG	11/15/2022

VANASSE HANGEN BRUSTLIN, INC.  
 500 Southborough Dr.  
 Suite 105B  
 South Portland, ME 04106  
 TEL (207) 889-3150  
 FAX (207) 253-5596



**THE GOLD STAR  
 MEMORIAL HIGHWAY**

MTA PROJECT MANAGER: Ryan Barnes, PE, CPESC

**WEST GARDINER  
 EXIT 102  
 CROSS SECTIONS  
 SB ON RAMP**

VHB: 55327.00  
 CONTRACT: 2023.02

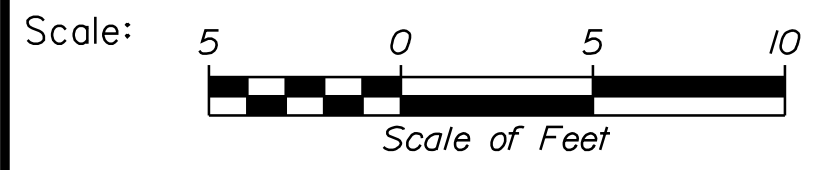
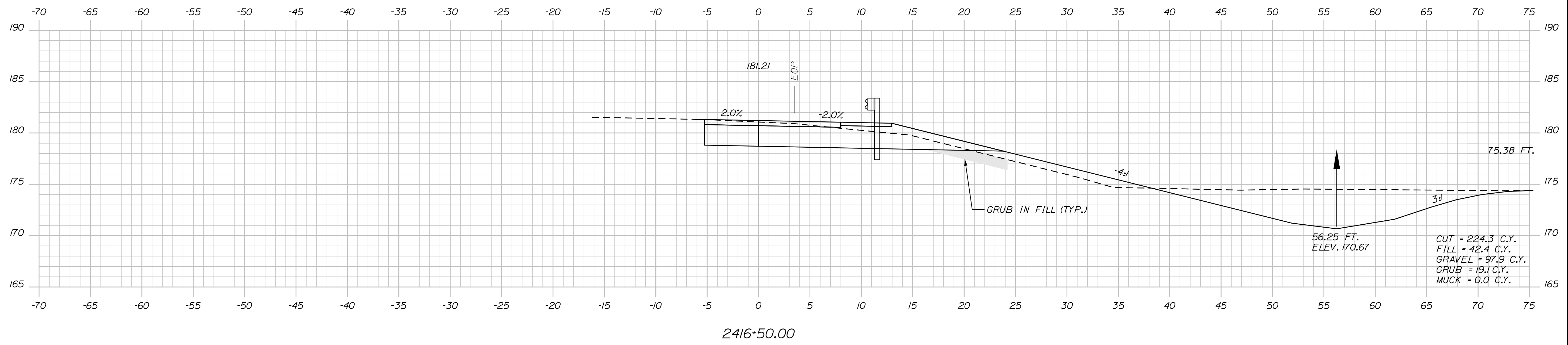
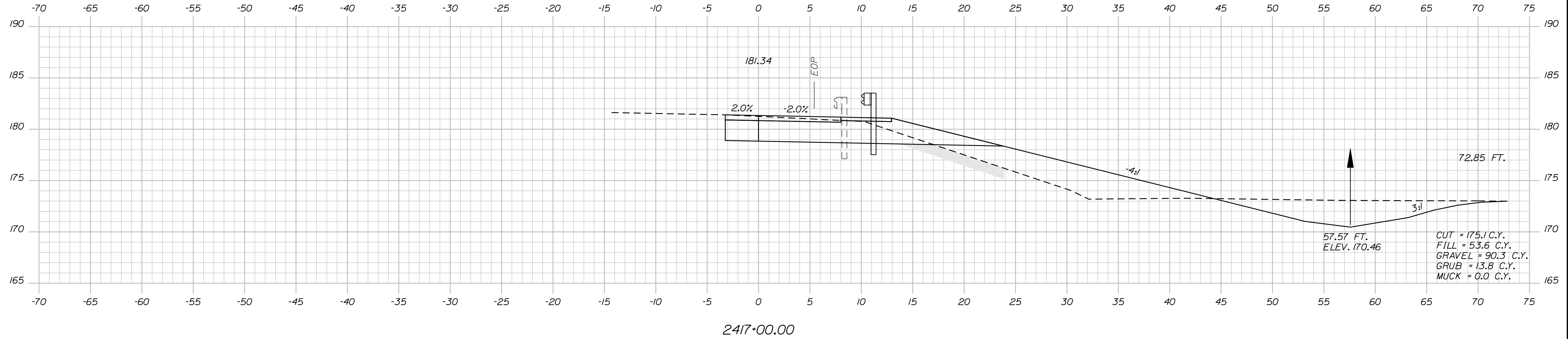
SHEET NUMBER: 65  
 65 OF 92






Date: 11/15/2022

Filename: ...050-068\_Xsect\_NewRamp.dgn



No.	Revision	By	Date


Designed by:



CONSULTANT PROJECT MANAGER: A. Grande

	By	Date	Checked	By	Date
Designed	JBD	11/15/2022	Checked	ECF	11/15/2022
Drawn	AGC	11/15/2022	In Charge of	AG	11/15/2022

VANASSE HANGEN BRUSTLIN, INC.  
 500 Southborough Dr.  
 Suite 105B  
 South Portland, ME 04106  
 TEL (207) 889-3150  
 FAX (207) 253-5596



**THE GOLD STAR  
MEMORIAL HIGHWAY**

MTA PROJECT MANAGER: Ryan Barnes, PE, CPESC

**WEST GARDINER  
EXIT 102  
CROSS SECTIONS  
SB ON RAMP**

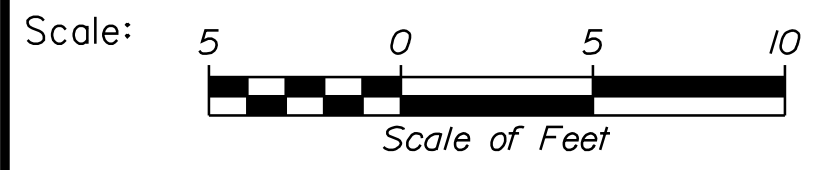
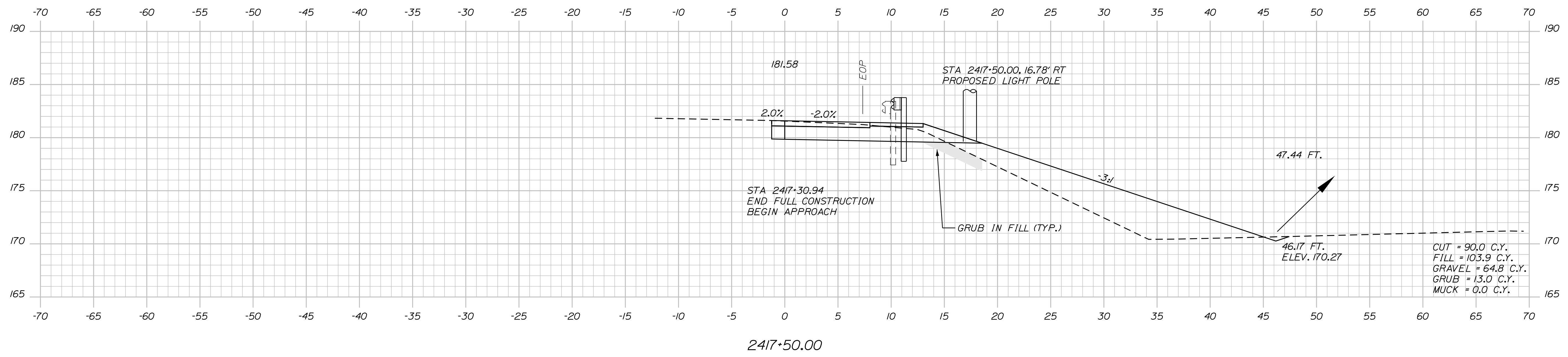
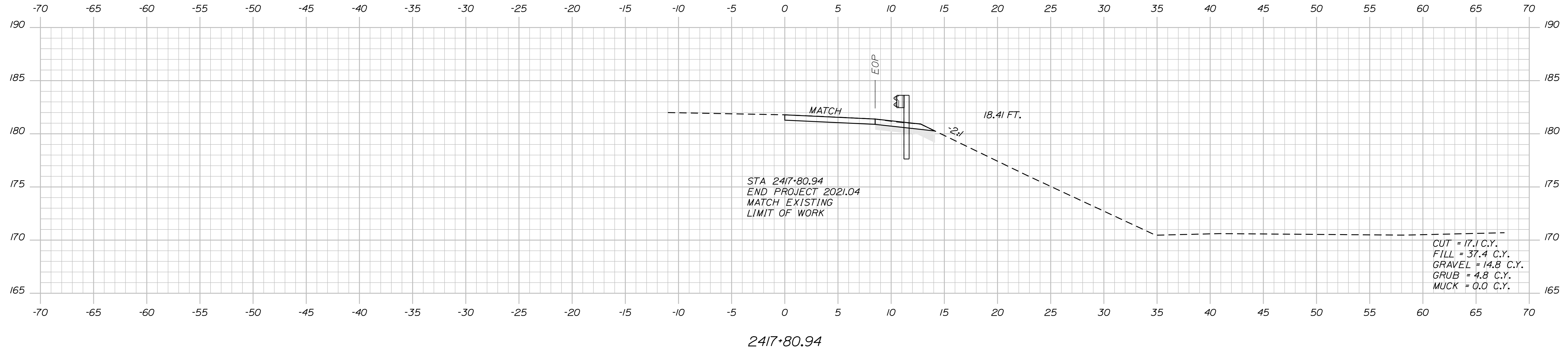
VHB: 55327.00  
 CONTRACT: 2023.02

SHEET NUMBER: 67  
 67 OF 92




Date: 11/15/2022

Filename: ...050-068\_Xsect\_NewRamp.dgn



No.	Revision	By	Date

Designed by:



CONSULTANT PROJECT MANAGER: A. Grande

	By	Date	Checked	By	Date
Designed	JBD	11/15/2022	ECF	ECF	11/15/2022
Drawn	AGC	11/15/2022	In Charge of	AG	11/15/2022

VANASSE HANGEN BRUSTLIN, INC.  
 500 Southborough Dr.  
 Suite 105B  
 South Portland, ME 04106  
 TEL (207) 889-3150  
 FAX (207) 253-5596



**THE GOLD STAR  
MEMORIAL HIGHWAY**

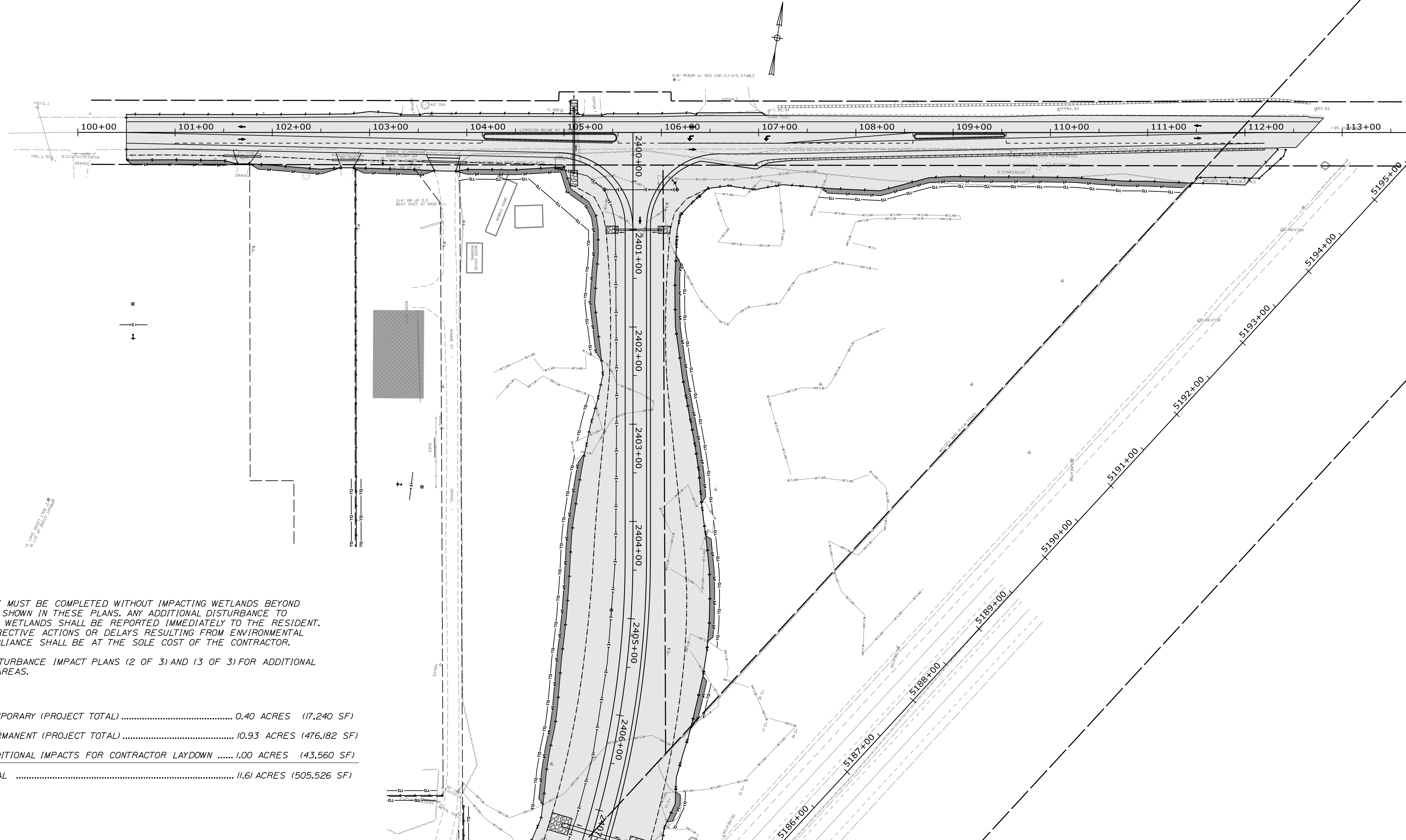
MTA PROJECT MANAGER: Ryan Barnes, PE, CPESC

**WEST GARDINER  
EXIT 102  
CROSS SECTIONS  
SB ON RAMP**

VHB: 55327.00 SHEET NUMBER: 68  
 CONTRACT: 2023.02 68 OF 92

Date: 11/15/2022

Filename: ...069\_Disturbance\_Plan01\_3C\_150Scale.dgn

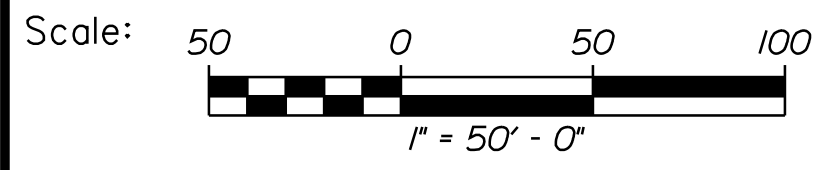


**NOTES**

1. ALL WORK MUST BE COMPLETED WITHOUT IMPACTING WETLANDS BEYOND WHAT IS SHOWN IN THESE PLANS. ANY ADDITIONAL DISTURBANCE TO EXISTING WETLANDS SHALL BE REPORTED IMMEDIATELY TO THE RESIDENT. ANY CORRECTIVE ACTIONS OR DELAYS RESULTING FROM ENVIRONMENTAL NON-COMPLIANCE SHALL BE AT THE SOLE COST OF THE CONTRACTOR.
2. SEE DISTURBANCE IMPACT PLANS (2 OF 3) AND (3 OF 3) FOR ADDITIONAL IMPACT AREAS.

**KEY**


	TEMPORARY (PROJECT TOTAL) .....	0.40 ACRES (17,240 SF)
	PERMANENT (PROJECT TOTAL) .....	10.93 ACRES (476,182 SF)
	ADDITIONAL IMPACTS FOR CONTRACTOR LAYDOWN .....	1.00 ACRES (43,560 SF)
	TOTAL .....	11.61 ACRES (505,526 SF)



Designed by:



VANASSE HANGEN BRUSTLIN, INC.  
 500 Southborough Dr.  
 Suite 105B  
 South Portland, ME 04106  
 TEL (207) 889-3150  
 FAX (207) 253-5596



**THE GOLD STAR  
 MEMORIAL HIGHWAY**

WEST GARDINER  
 EXIT 102  
 DISTURBANCE IMPACT PLAN (1 OF 3)

No.	Revision	By	Date

CONSULTANT PROJECT MANAGER: A. Grande			
	By	Date	
Designed	JBD	11/15/2022	Checked
Drawn	AGC	11/15/2022	In Charge of
			By
			Date

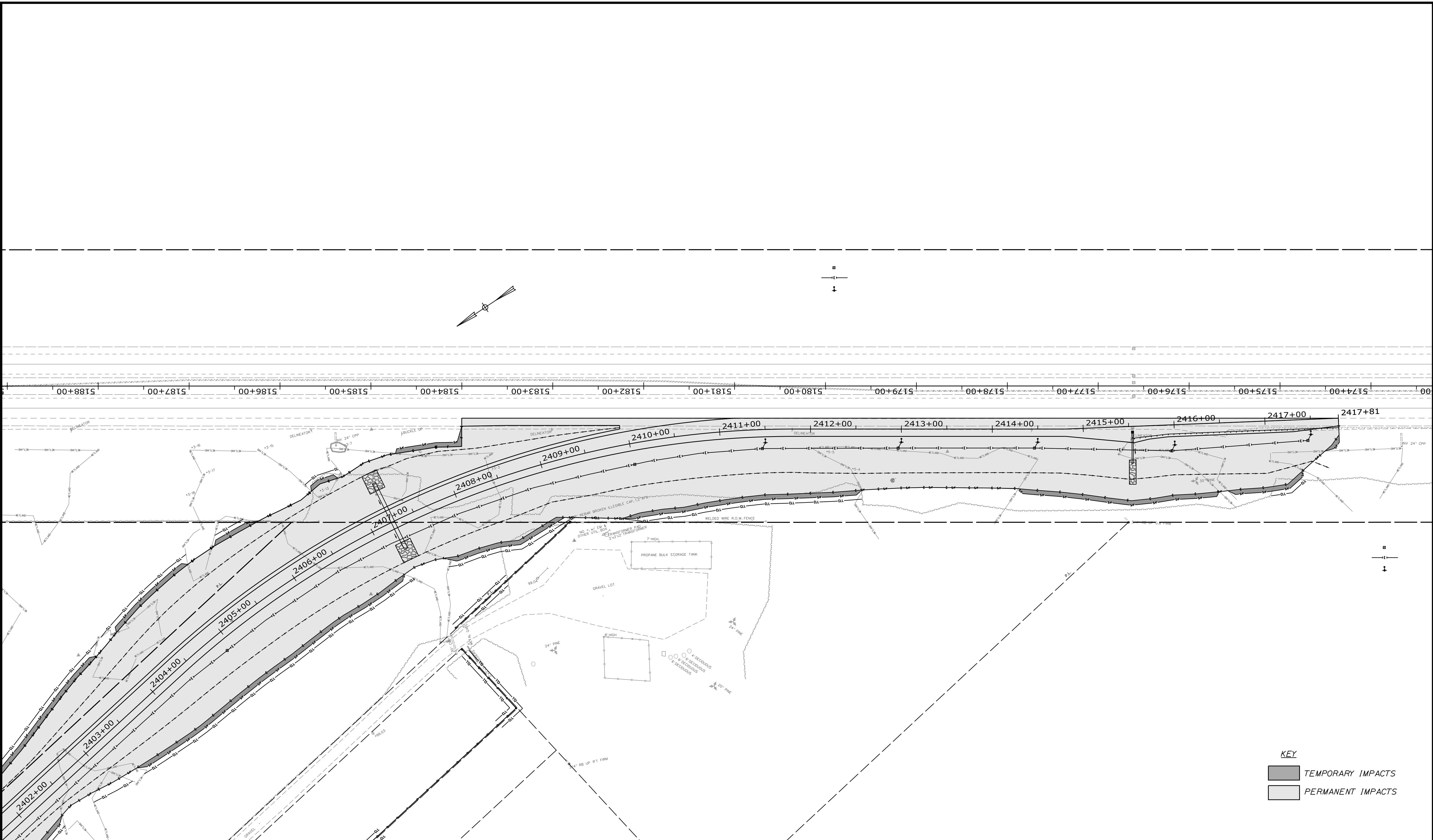
MTA PROJECT MANAGER: Ryan Barnes, PE, CPESC

VHB: 55327.00 SHEET NUMBER: 69  
 CONTRACT: 2023.02 69 OF 92



Date: 11/15/2022

Filename: ...070\_Disturbance\_Plan02\_3C\_(50Scale).dgn




**KEY**

	TEMPORARY IMPACTS
	PERMANENT IMPACTS

Scale: 50 0 50 100  
1" = 50' - 0"


No.	Revision	By	Date

Designed by:



CONSULTANT PROJECT MANAGER: A. Grande			
	By	Date	
Designed	JBD	11/15/2022	Checked ECF 11/15/2022
Drawn	AGC	11/15/2022	In Charge of AG 11/15/2022

VANASSE HANGEN BRUSTLIN, INC.  
500 Southborough Dr.  
Suite 105B  
South Portland, ME 04106  
TEL (207) 889-3150  
FAX (207) 253-5596



**THE GOLD STAR  
MEMORIAL HIGHWAY**

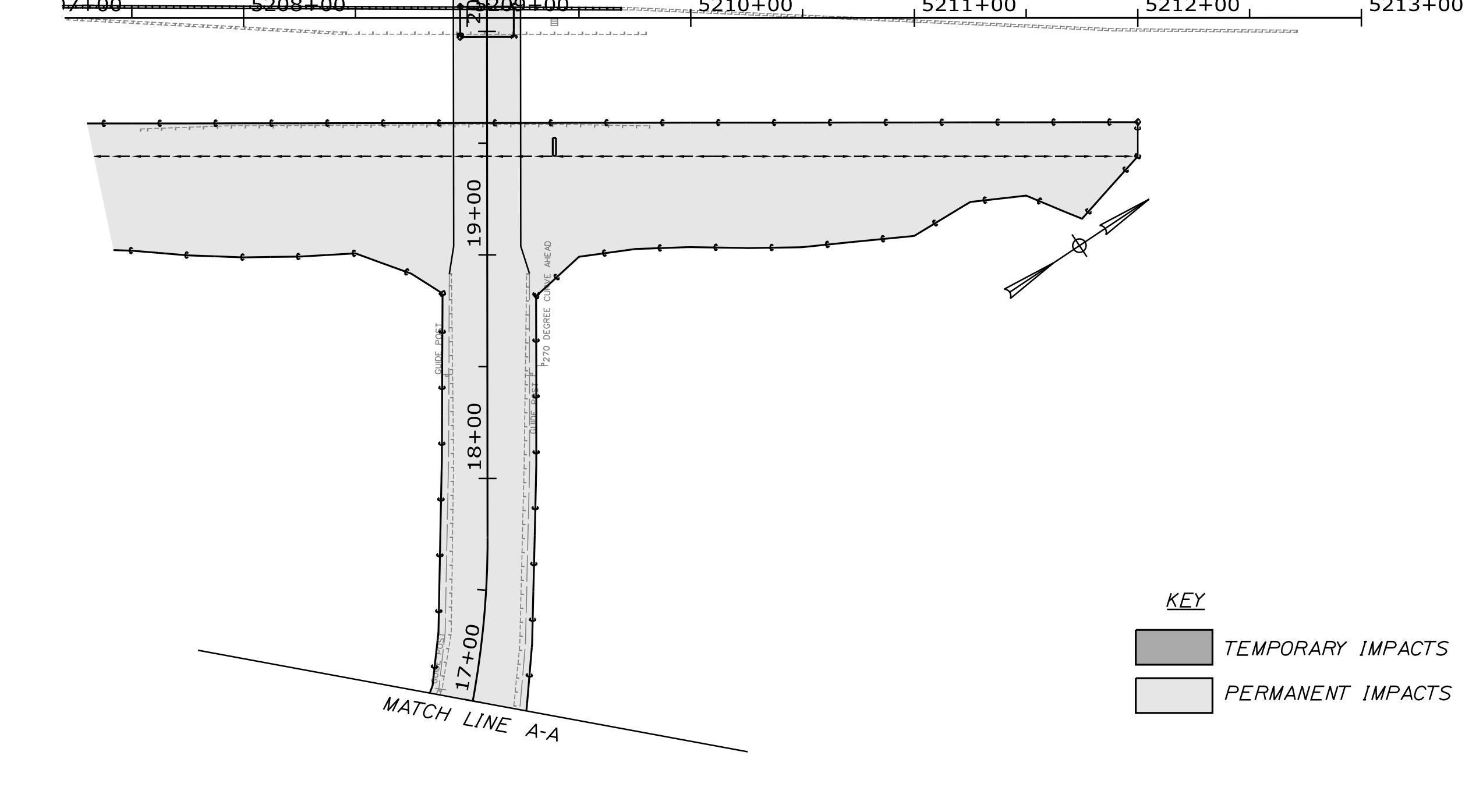
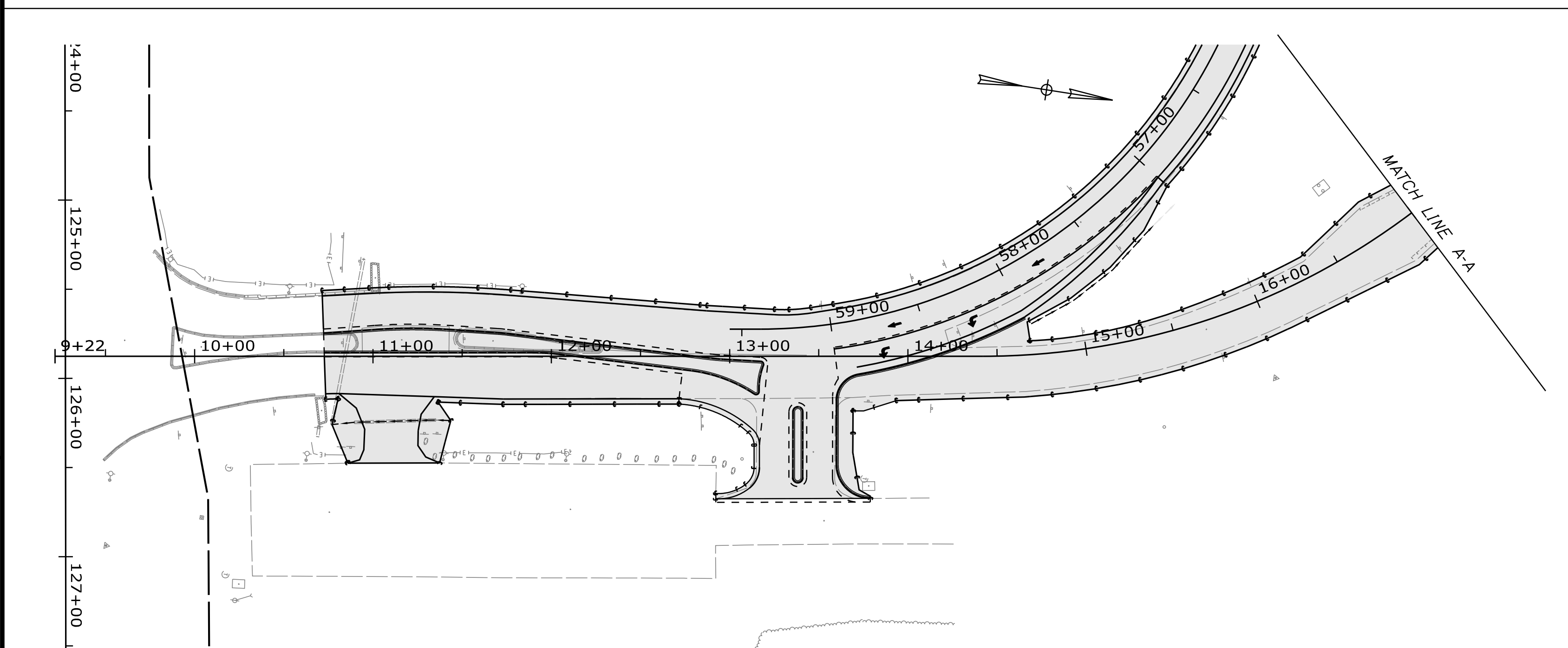
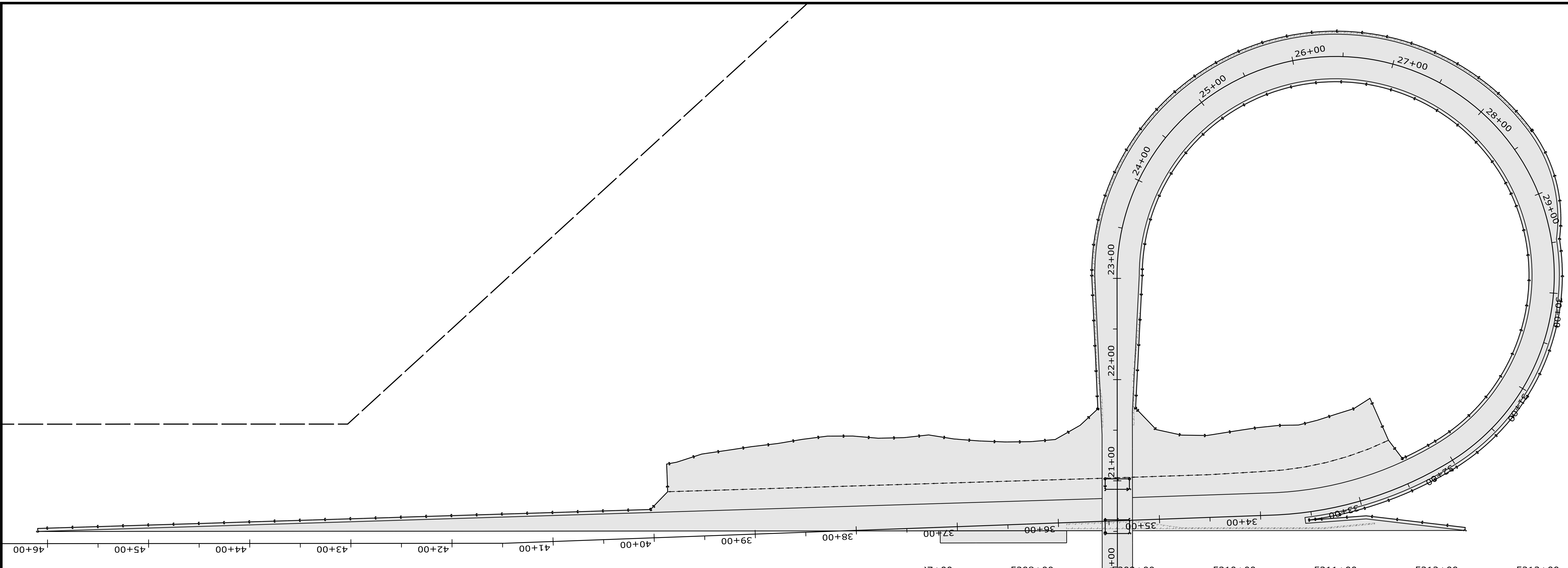
MTA PROJECT MANAGER: Ryan Barnes, PE, CPESC



**WEST GARDINER  
EXIT 102  
DISTURBANCE IMPACT PLAN (2 OF 3)**

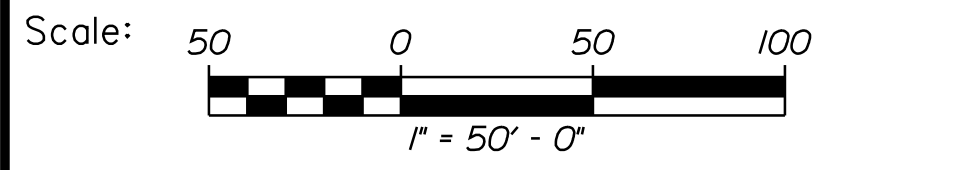
VHB: 55327.00  
CONTRACT: 2023.02

SHEET NUMBER: 70  
70 OF 92

Date: 11/15/2022



**KEY**  
 TEMPORARY IMPACTS  
 PERMANENT IMPACTS



Designed by:



VANASSE HANGEN BRUSTLIN, INC.  
 500 Southborough Dr.  
 Suite 105B  
 South Portland, ME 04106  
 TEL (207) 889-3150  
 FAX (207) 253-5596



**THE GOLD STAR  
 MEMORIAL HIGHWAY**

**WEST GARDINER  
 EXIT 102  
 DISTURBANCE IMPACT PLAN (3 OF 3)**

No.	Revision	By	Date

CONSULTANT PROJECT MANAGER: A. Grande					
Designed	JBD	11/15/2022	Checked	ECF	11/15/2022
Drawn	AGC	11/15/2022	In Charge of	AG	11/15/2022

MTA PROJECT MANAGER: Ryan Barnes, PE, CPESC

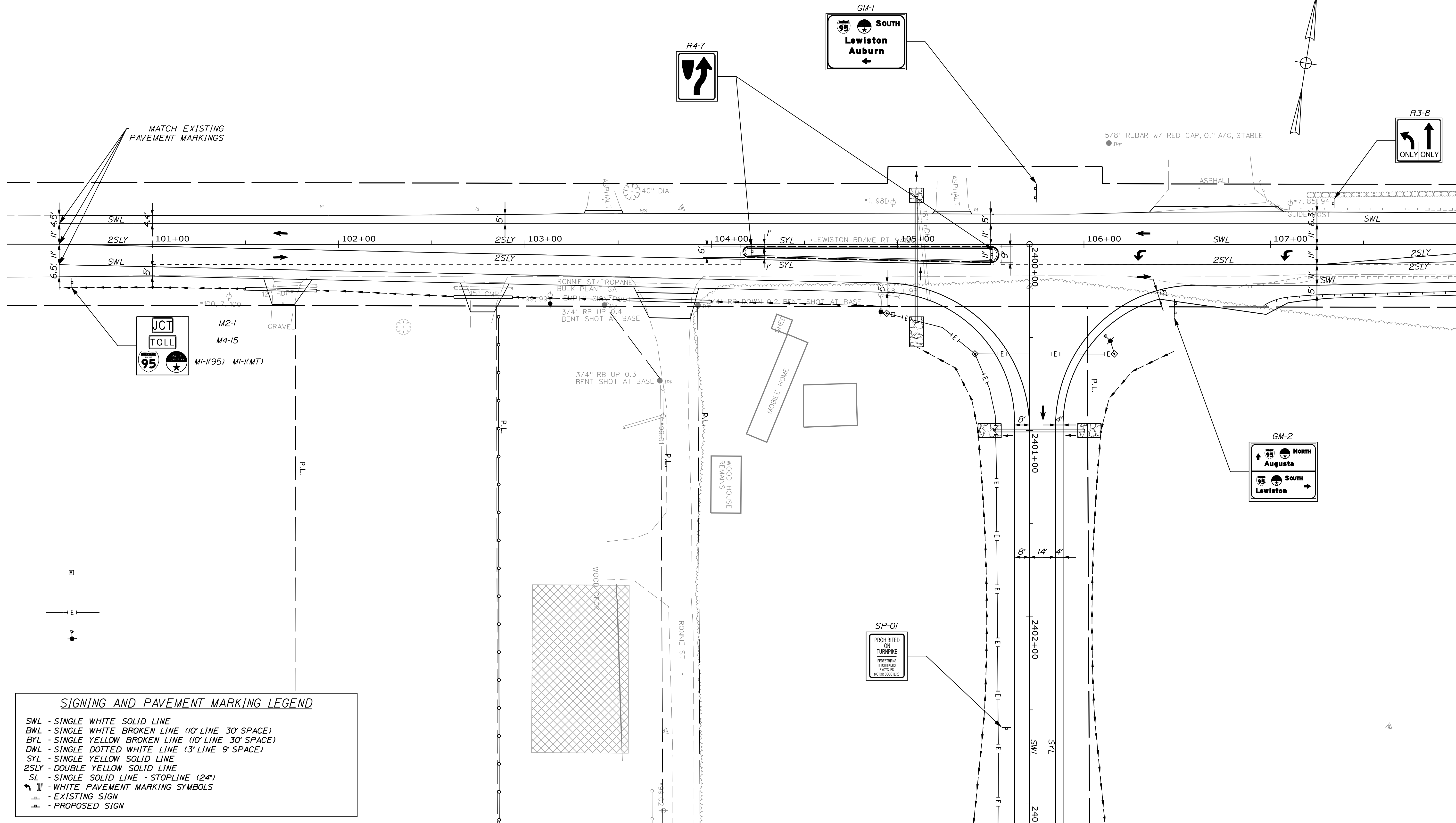
VHB: 55327.00  
 CONTRACT: 2023.02  
 SHEET NUMBER: 71  
 71 OF 92

Filename: ...071\_Disturbance\_Plan03\_3C\_150Scale.dgn



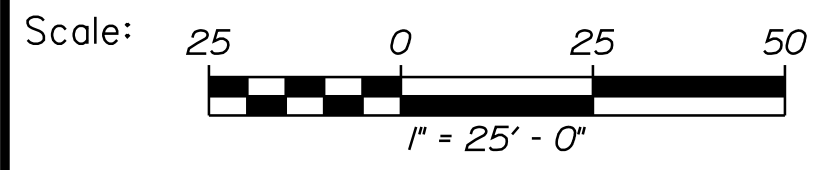
Date: 11/15/2022

Filename: ...072\_SSPlan\_01.dgn



**SIGNING AND PAVEMENT MARKING LEGEND**

- SWL - SINGLE WHITE SOLID LINE
- BWL - SINGLE WHITE BROKEN LINE (10' LINE 30' SPACE)
- BYL - SINGLE YELLOW BROKEN LINE (10' LINE 30' SPACE)
- DWL - SINGLE DOTTED WHITE LINE (3' LINE 9' SPACE)
- SYL - SINGLE YELLOW SOLID LINE
- 2SLY - DOUBLE YELLOW SOLID LINE
- SL - SINGLE SOLID LINE - STOPLINE (24')
- W - WHITE PAVEMENT MARKING SYMBOLS
- - - - EXISTING SIGN
- - - - PROPOSED SIGN



Designed by:



VANASSE HANGEN BRUSTLIN, INC.  
 500 Southborough Dr.  
 Suite 105B  
 South Portland, ME 04106  
 TEL (207) 889-3150  
 FAX (207) 253-5596



**THE GOLD STAR  
 MEMORIAL HIGHWAY**

**WEST GARDINER  
 EXIT 102  
 SIGNING AND STRIPING PLANS  
 (1 OF 13)**

No.	Revision	By	Date

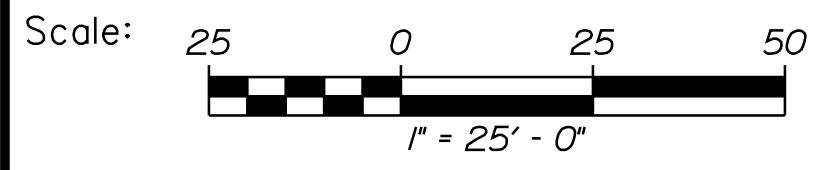
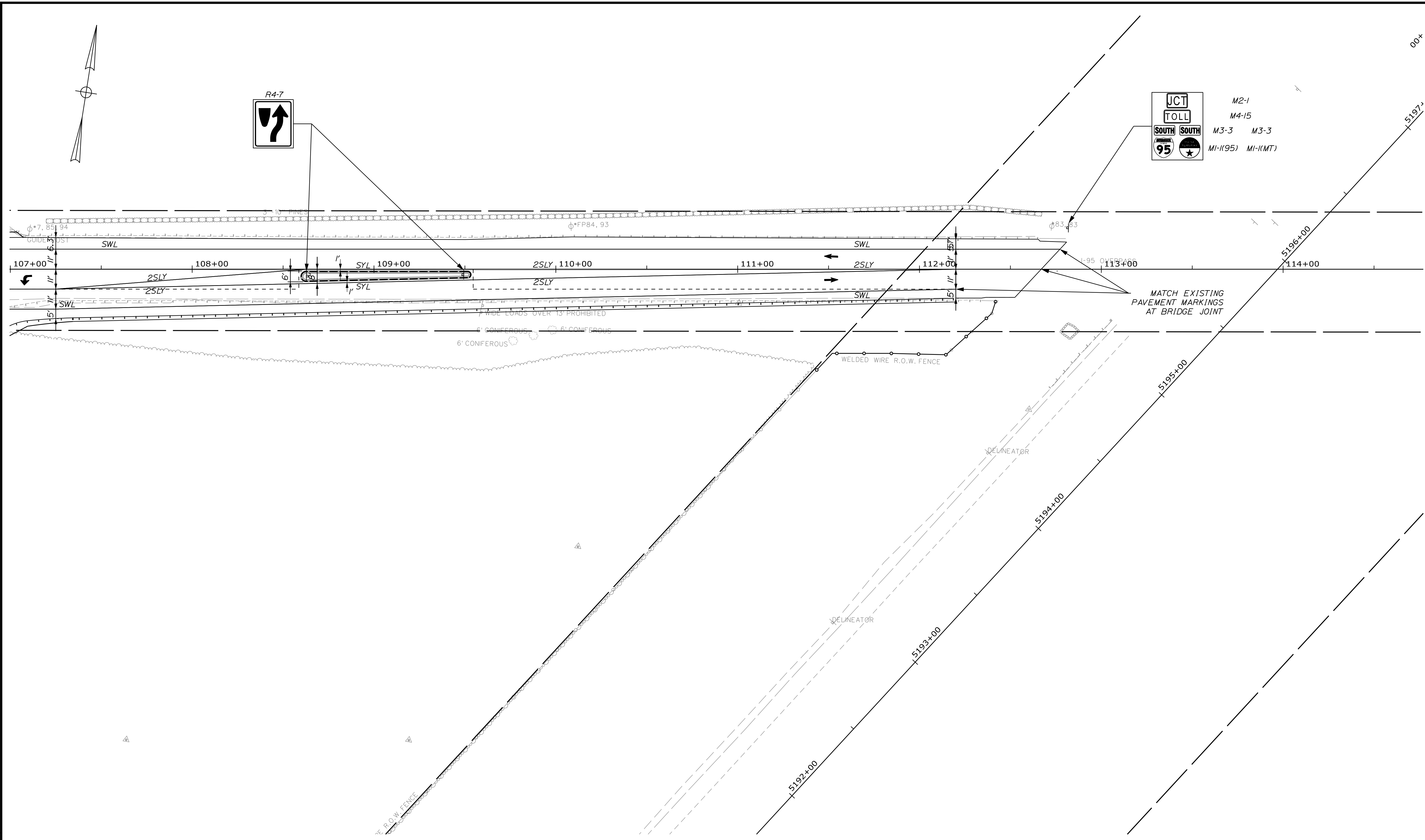
CONSULTANT PROJECT MANAGER: A. Grande					
	By	Date		By	Date
Designed	JBD	11/15/2022	Checked	ECF	11/15/2022
Drawn	AGC	11/15/2022	In Charge of	AG	11/15/2022

MTA PROJECT MANAGER: Ryan Barnes, PE, CPESC

VHB: 55327.00  
 CONTRACT: 2023.02  
 SHEET NUMBER: 72  
 72 OF 92

Date: 11/15/2022


Filename: ...073\_SSPlan\_02.dgn



Designed by:



VANASSE HANGEN BRUSTLIN, INC.  
 500 Southborough Dr.  
 Suite 105B  
 South Portland, ME 04106  
 TEL (207) 889-3150  
 FAX (207) 253-5596



THE GOLD STAR  
 MEMORIAL HIGHWAY

WEST GARDINER  
 EXIT 102  
 SIGNING AND STRIPING PLAN  
 (2 OF 13)

No.	Revision	By	Date

CONSULTANT PROJECT MANAGER: A. Grande			
	By	Date	
Designed	JBD	11/15/2022	Checked ECF 11/15/2022
Drawn	AGC	11/15/2022	In Charge of AG 11/15/2022

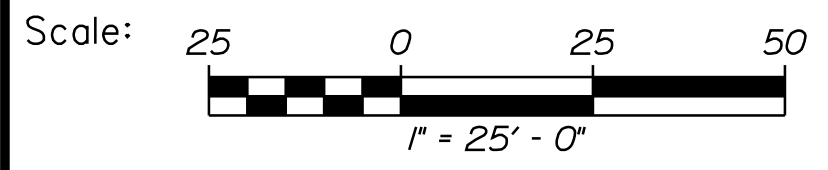
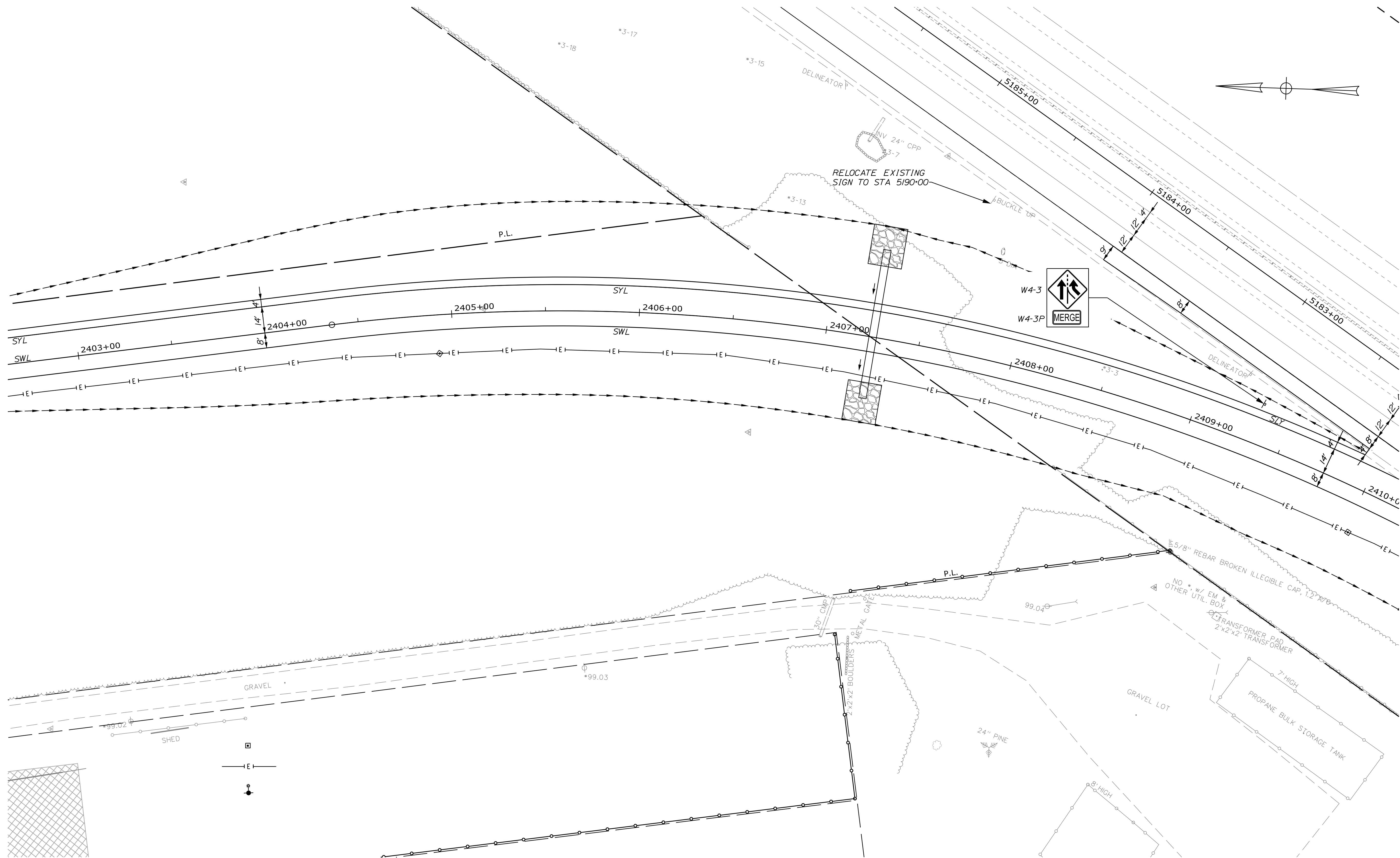
MTA PROJECT MANAGER: Ryan Barnes, PE, CPESC

VHB: 55327.00 SHEET NUMBER: 73  
 CONTRACT: 2023.02 73 OF 92



Date: 11/15/2022


Filename: ...074...SSPlan\_03.dgn



Designed by:



VANASSE HANGEN BRUSTLIN, INC.  
 500 Southborough Dr.  
 Suite 105B  
 South Portland, ME 04106  
 TEL (207) 889-3150  
 FAX (207) 253-5596



**THE GOLD STAR  
 MEMORIAL HIGHWAY**

**WEST GARDINER  
 EXIT 102  
 SIGNING AND STRIPING PLAN  
 (3 OF 13)**

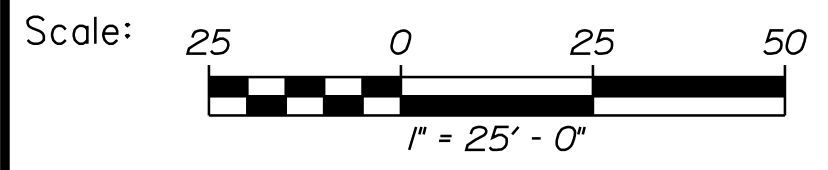
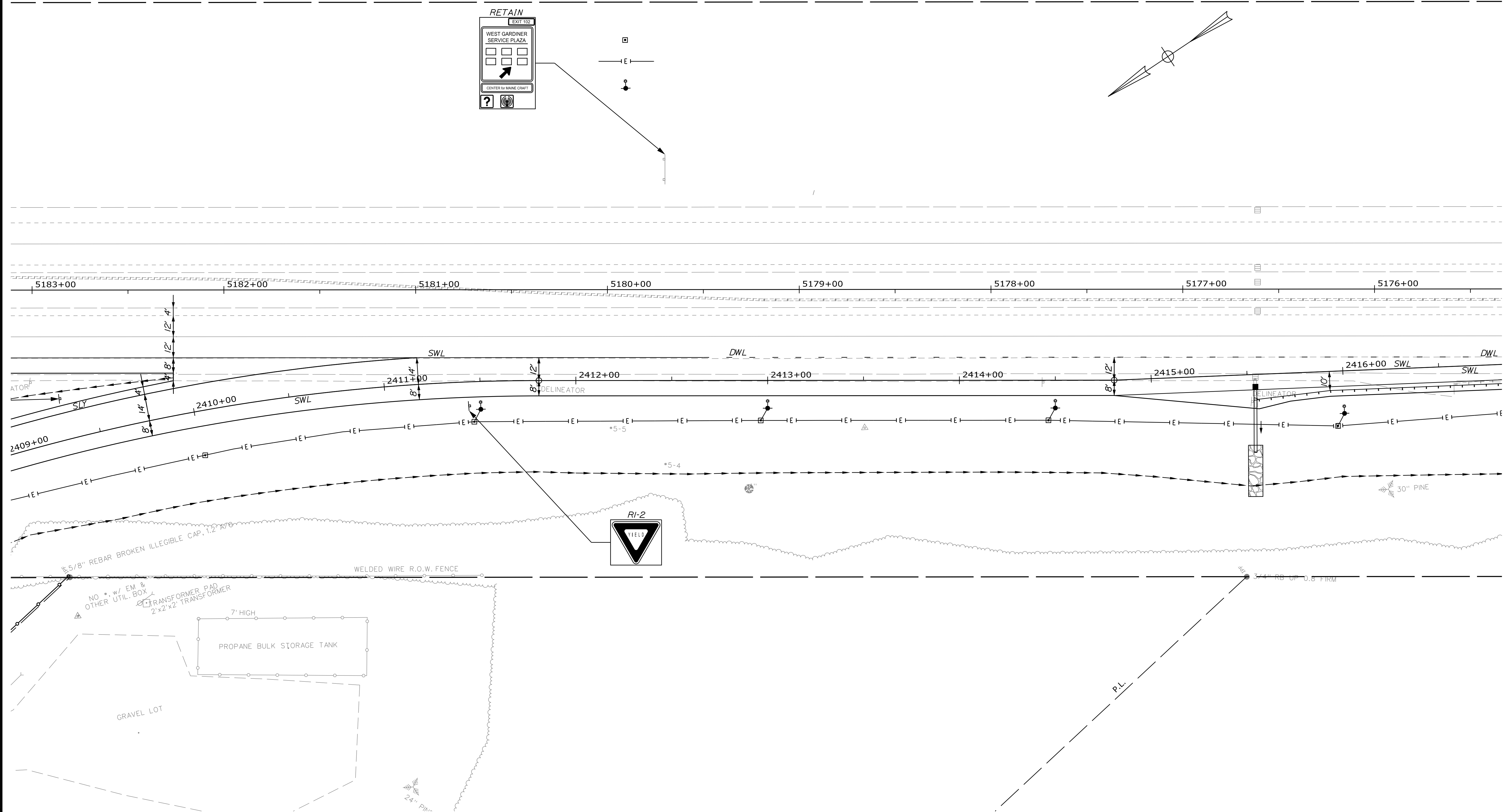
No.	Revision	By	Date

CONSULTANT PROJECT MANAGER: A. Grande			
	By	Date	
Designed	JBD	11/15/2022	Checked ECF 11/15/2022
Drawn	AGC	11/15/2022	In Charge of AG 11/15/2022

VHB: 55327.00 SHEET NUMBER: 74  
 CONTRACT: 2023.02 74 OF 92

MTA PROJECT MANAGER: Ryan Barnes, PE, CPESC


Date: 11/15/2022



Designed by:



VANASSE HANGEN BRUSTLIN, INC.  
 500 Southborough Dr.  
 Suite 105B  
 South Portland, ME 04106  
 TEL (207) 889-3150  
 FAX (207) 253-5596



THE GOLD STAR  
 MEMORIAL HIGHWAY

WEST GARDINER  
 EXIT 102  
 SIGNING AND STRIPING PLAN  
 (4 OF 13)

No.	Revision	By	Date

CONSULTANT PROJECT MANAGER: A. Grande					
	By	Date	Checked	By	Date
Designed	JBD	11/15/2022	Checked	ECF	11/15/2022
Drawn	AGC	11/15/2022	In Charge of	AG	11/15/2022

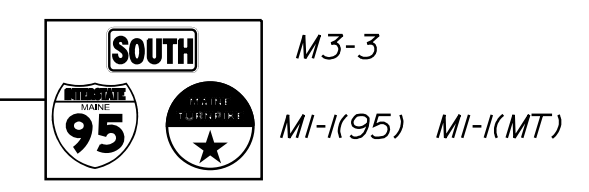
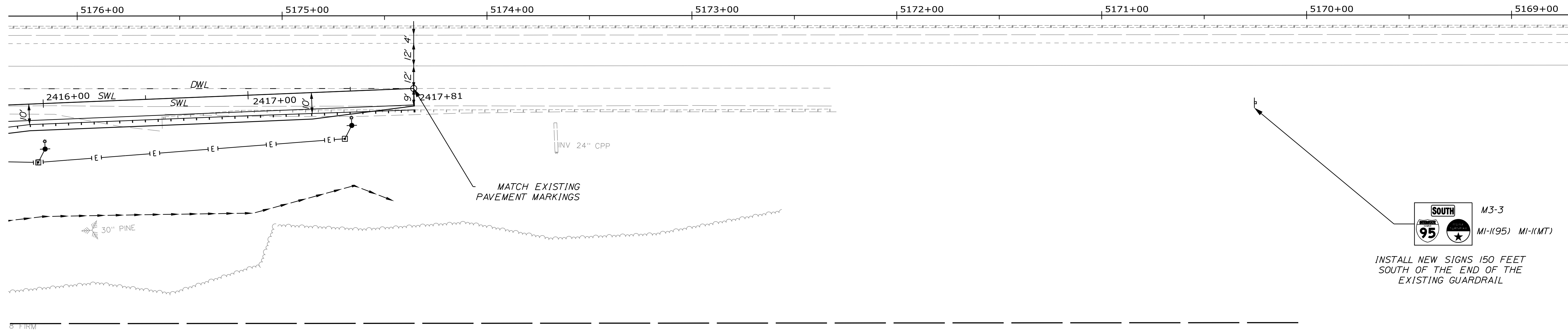
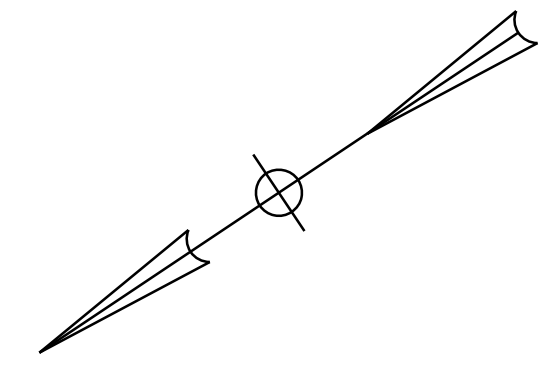
VHB: 55327.00 SHEET NUMBER: 75  
 CONTRACT: 2023.02 75 OF 92

MTA PROJECT MANAGER: Ryan Barnes, PE, CPESC

Filename: ...075\_SSPlan\_04.dgn

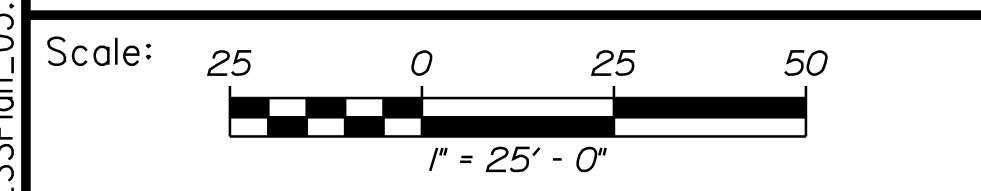


Date: 11/15/2022




INSTALL NEW SIGNS 150 FEET SOUTH OF THE END OF THE EXISTING GUARDRAIL

Filename: ... \076\_SSPlan\_05.dgn



Designed by:




No.	Revision	By	Date

CONSULTANT PROJECT MANAGER: A. Grande

	By	Date	Checked	By	Date
Designed	JBD	11/15/2022	Checked	ECF	11/15/2022
Drawn	AGC	11/15/2022	In Charge of	AG	11/15/2022

VANASSE HANGEN BRUSTLIN, INC.  
 500 Southborough Dr.  
 Suite 105B  
 South Portland, ME 04106  
 TEL (207) 889-3150  
 FAX (207) 253-5596



**THE GOLD STAR  
 MEMORIAL HIGHWAY**

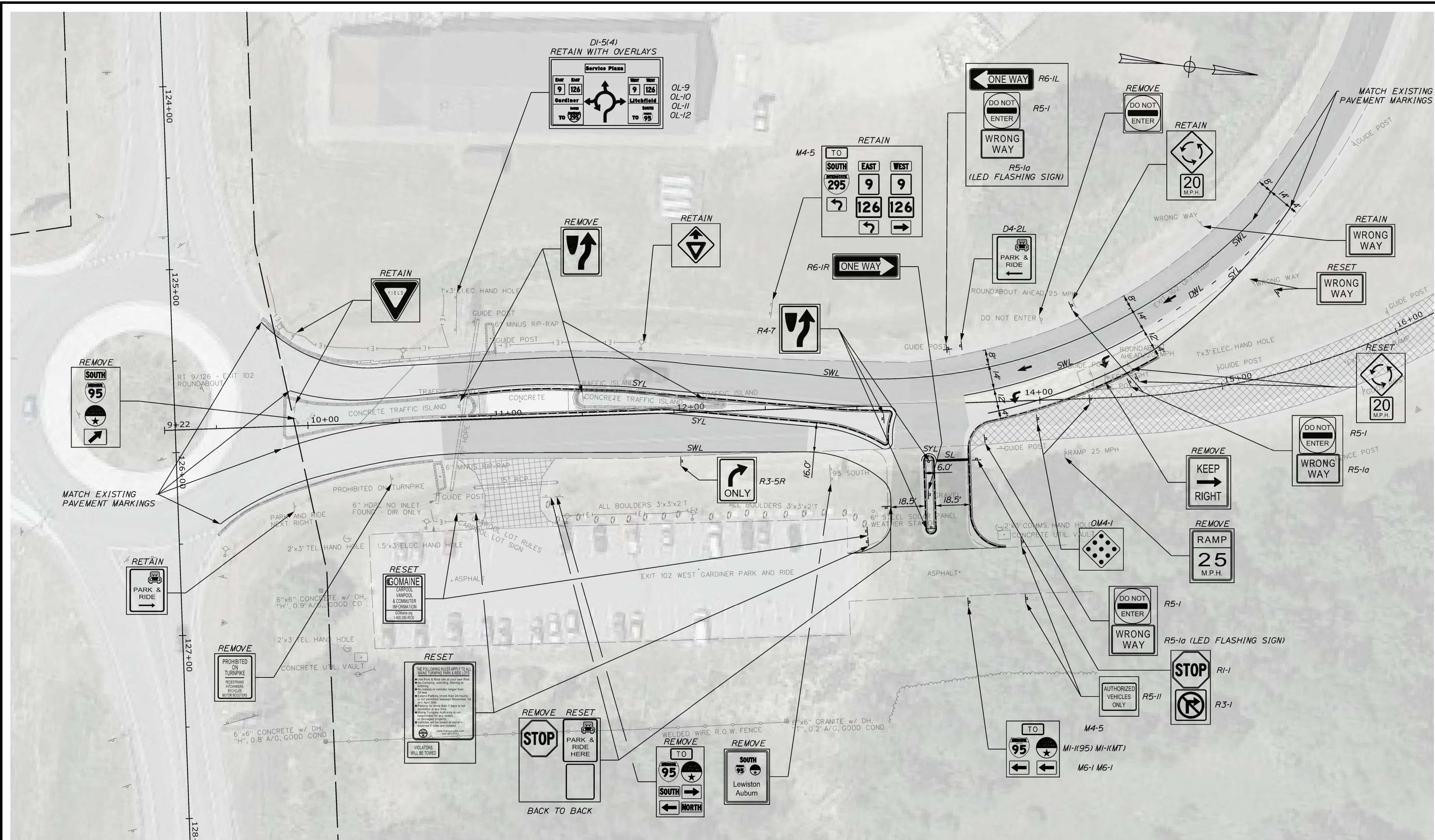
MTA PROJECT MANAGER: Ryan Barnes, PE, CPESC

**WEST GARDINER  
 EXIT 102  
 SIGNING AND STRIPING PLAN  
 (5 OF 13)**

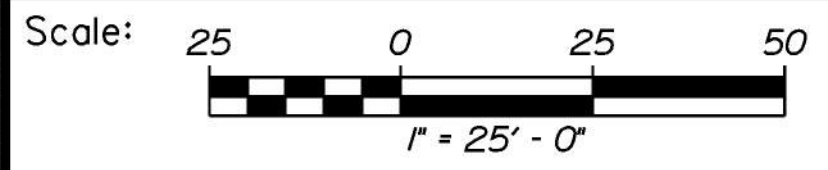
VHB: 55327.00 SHEET NUMBER: 76  
 CONTRACT: 2023.02 76 OF 92



Date: 11/15/2022




Filename: ...077\_SSPlan\_06.dgn



No.	Revision	By	Date


Designed by:



CONSULTANT PROJECT MANAGER: A. Grande

	By	Date	Checked	By	Date
Designed	JBD	11/15/2022		ECF	11/15/2022
Drawn	AGC	11/15/2022	In Charge of	AG	11/15/2022

VANASSE HANGEN BRUSTLIN, INC.  
 500 Southborough Dr.  
 Suite 105B  
 South Portland, ME 04106  
 TEL (207) 889-3150  
 FAX (207) 253-5596



**THE GOLD STAR  
 MEMORIAL HIGHWAY**

**WEST GARDINER  
 EXIT 102  
 SIGNING AND STRIPING PLAN  
 (6 OF 13)**

VHB: 55327.00  
 CONTRACT: 2023.02

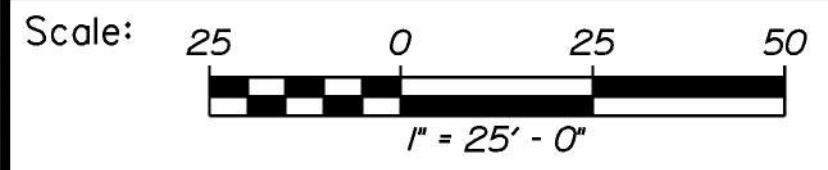
SHEET NUMBER: 77  
 77 OF 92



Date: 11/15/2022



Filename: ...078\_SSPlan\_07.dgn



Designed by:



VANASSE HANGEN BRUSTLIN, INC.  
 500 Southborough Dr.  
 Suite 105B  
 South Portland, ME 04106  
 TEL (207) 889-3150  
 FAX (207) 253-5596



**THE GOLD STAR  
 MEMORIAL HIGHWAY**

**WEST GARDINER  
 EXIT 102  
 SIGNING AND STRIPING PLAN  
 (7 OF 13)**

No.	Revision	By	Date

CONSULTANT PROJECT MANAGER: A. Grande			
	By	Date	
Designed	JBD	11/15/2022	Checked ECF 11/15/2022
Drawn	AGC	11/15/2022	In Charge of AG 11/15/2022

VHB: 55327.00 SHEET NUMBER: 78  
 CONTRACT: 2023.02 78 OF 92

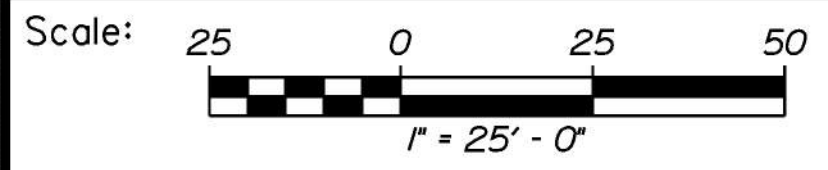
MTA PROJECT MANAGER: Ryan Barnes, PE, CPESC



Date: 11/15/2022



Filename: ... \079\_SSPlan\_08.dgn



Designed by:



VANASSE HANGEN BRUSTLIN, INC.  
 500 Southborough Dr.  
 Suite 105B  
 South Portland, ME 04106  
 TEL (207) 889-3150  
 FAX (207) 253-5596



**THE GOLD STAR  
 MEMORIAL HIGHWAY**

**WEST GARDINER  
 EXIT 102  
 SIGNING AND STRIPING PLAN  
 (8 OF 13)**

No.	Revision	By	Date

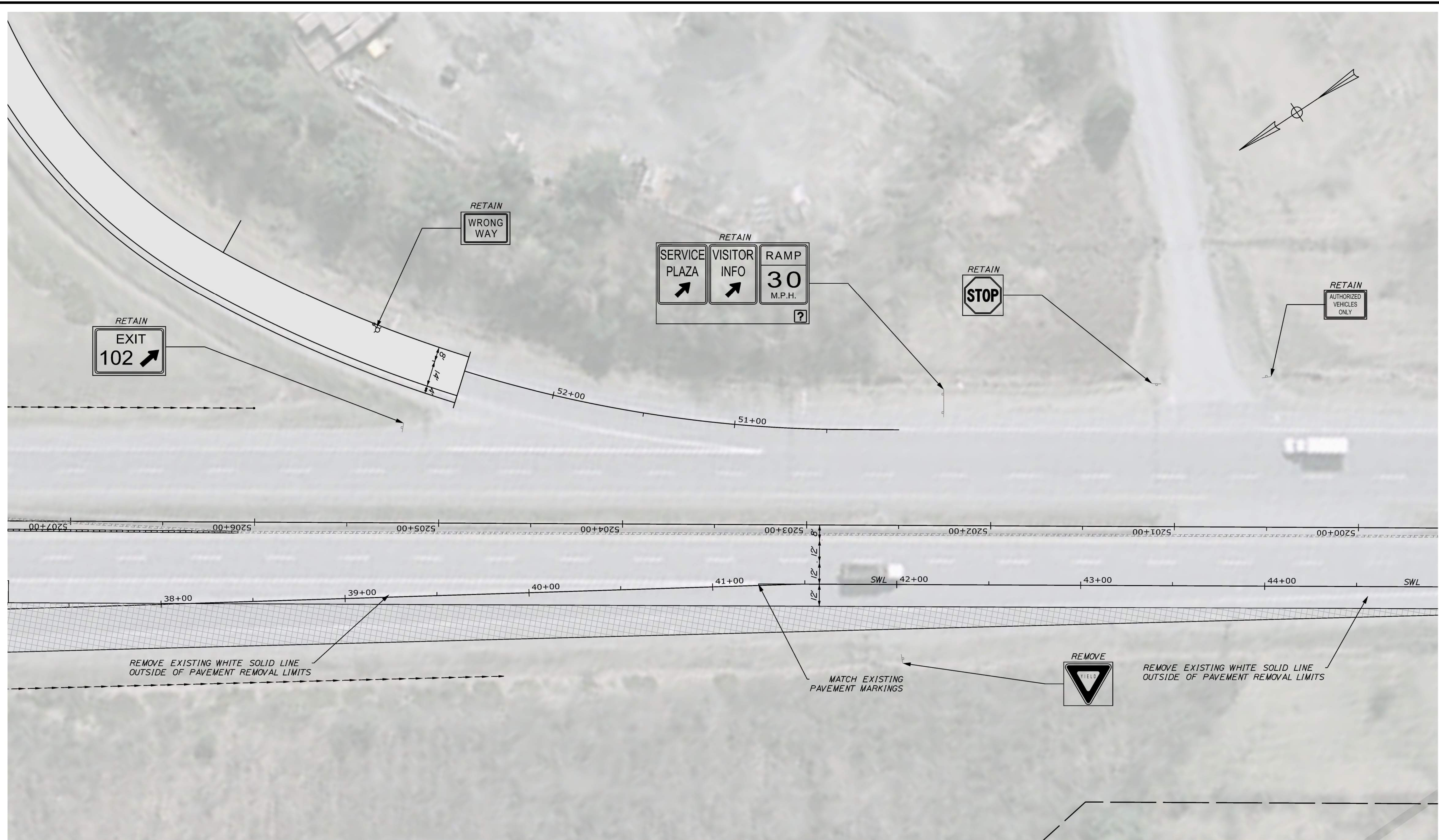
CONSULTANT PROJECT MANAGER: A. Grande			
	By	Date	
Designed	JBD	11/15/2022	Checked ECF 11/15/2022
Drawn	AGC	11/15/2022	In Charge of AG 11/15/2022

VHB: 55327.00 SHEET NUMBER: 79  
 CONTRACT: 2023.02 79 OF 92

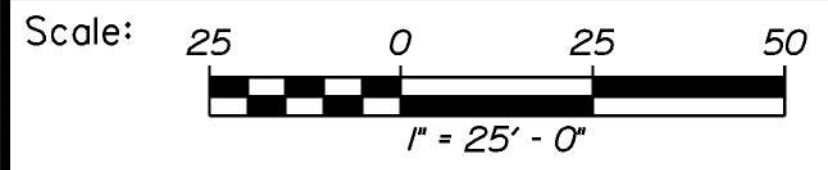
MTA PROJECT MANAGER: Ryan Barnes, PE, CPESC



Date: 11/15/2022



Filename: ...080\_SSPlan\_09.dgn



Designed by:



VANASSE HANGEN BRUSTLIN, INC.  
 500 Southborough Dr.  
 Suite 105B  
 South Portland, ME 04106  
 TEL (207) 889-3150  
 FAX (207) 253-5596



THE GOLD STAR  
 MEMORIAL HIGHWAY

WEST GARDINER  
 EXIT 102  
 SIGNING AND STRIPING PLAN  
 (9 OF 13)

No.	Revision	By	Date

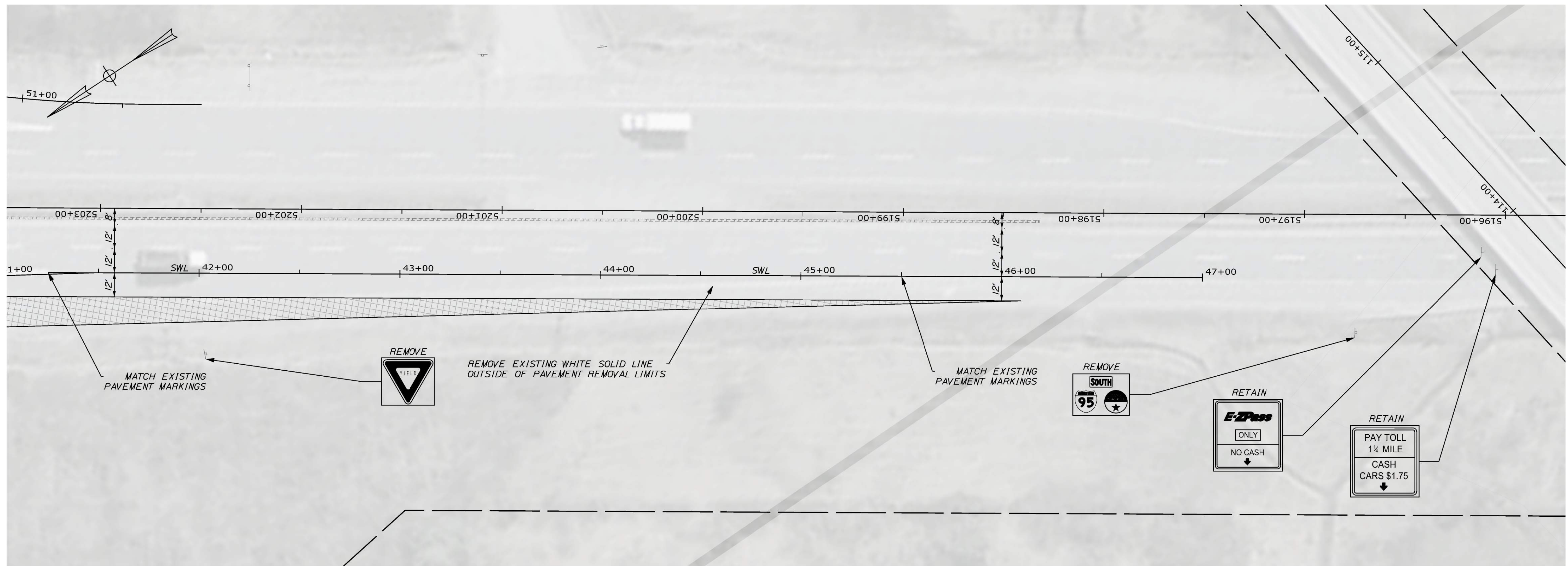
CONSULTANT PROJECT MANAGER: A. Grande			
	By	Date	
Designed	JBD	11/15/2022	Checked ECF 11/15/2022
Drawn	AGC	11/15/2022	In Charge of AG 11/15/2022

MTA PROJECT MANAGER: Ryan Barnes, PE, CPESC

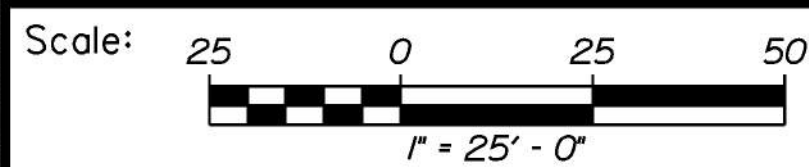
VHB: 55327.00 SHEET NUMBER: 80  
 CONTRACT: 2023.02 80 OF 92



Date: 11/13/2022



Filename: ...081\_SSPPlan\_10.dgn



Designed by:



VANASSE HANGEN BRUSTLIN, INC.  
 500 Southborough Dr.  
 Suite 105B  
 South Portland, ME 04106  
 TEL (207) 889-3150  
 FAX (207) 253-5596



THE GOLD STAR  
 MEMORIAL HIGHWAY

WEST GARDINER  
 EXIT 102  
 SIGNING AND STRIPING PLAN  
 (10 OF 13)

No.	Revision	By	Date

CONSULTANT PROJECT MANAGER: A. Grande					
	By	Date		By	Date
Designed	JBD	11/13/2022	Checked	ECF	11/13/2022
Drawn	AGC	11/13/2022	In Charge of	AG	11/13/2022

MTA PROJECT MANAGER: Ryan Barnes, PE, CPESC

VHB: 55327.00  
 CONTRACT: 2023.02

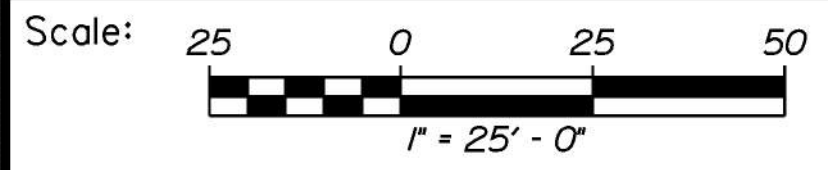
SHEET NUMBER: 81  
 81 OF 92



Date: 11/15/2022




Filename: ...082\_SSPlan\_11.dgn



No.	Revision	By	Date


Designed by:



CONSULTANT PROJECT MANAGER: A. Grande

	By	Date	Checked	By	Date
Designed	JBD	11/15/2022	Checked	ECF	11/15/2022
Drawn	AGC	11/15/2022	In Charge of	AG	11/15/2022

VANASSE HANGEN BRUSTLIN, INC.  
 500 Southborough Dr.  
 Suite 105B  
 South Portland, ME 04106  
 TEL (207) 889-3150  
 FAX (207) 253-5596



**THE GOLD STAR  
MEMORIAL HIGHWAY**

MTA PROJECT MANAGER: Ryan Barnes, PE, CPESC

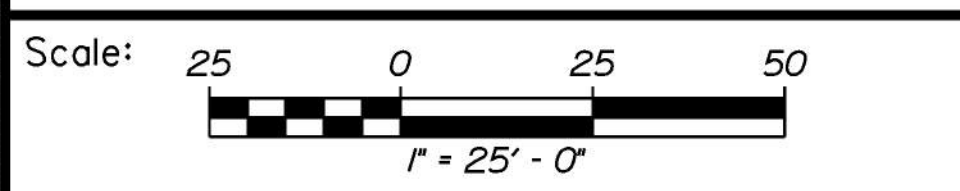
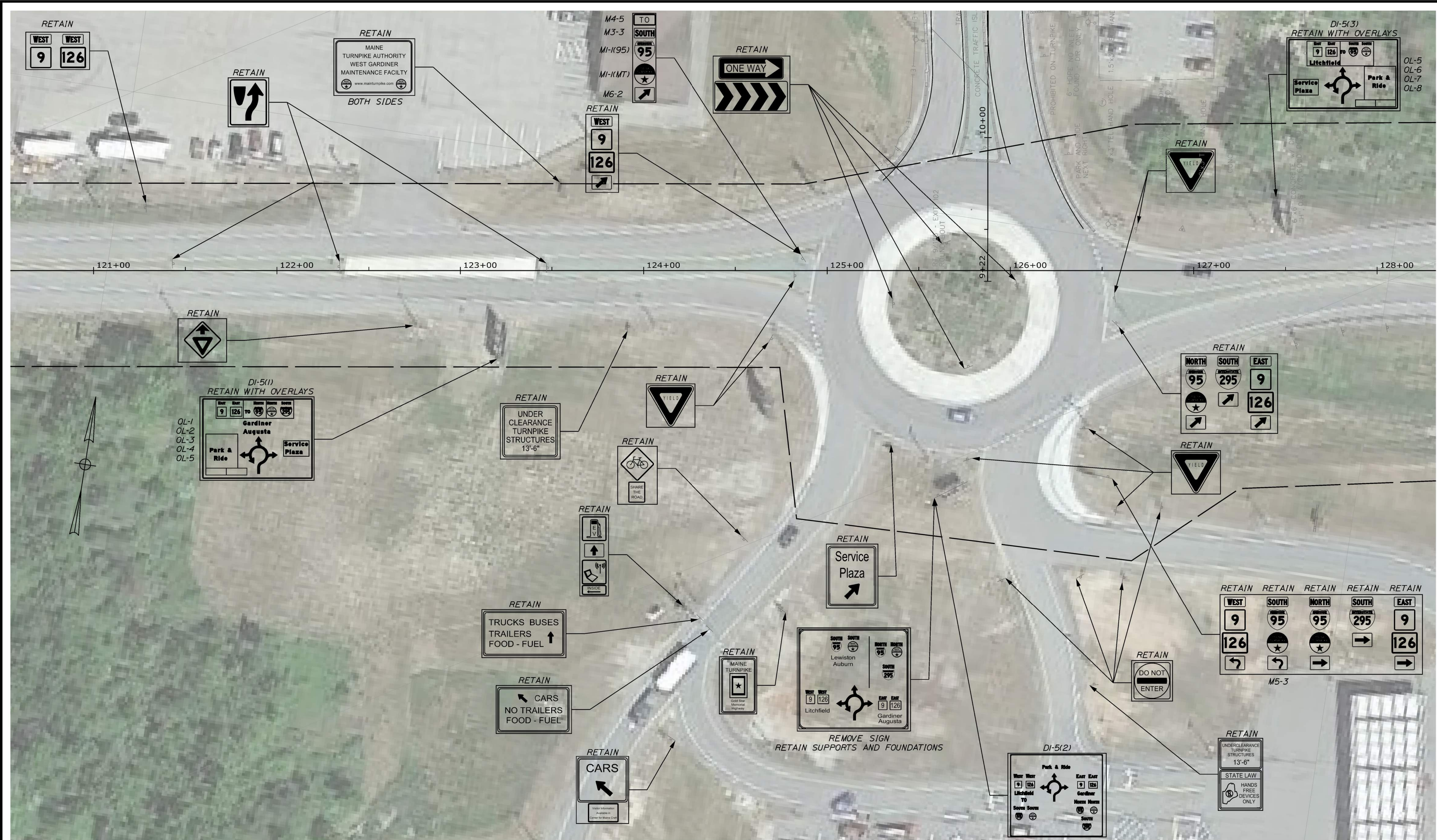
WEST GARDINER  
 EXIT 102  
 SIGNING AND STRIPING PLAN  
 (11 OF 13)

VHB: 55327.00  
 CONTRACT: 2023.02


SHEET NUMBER: 82  
 82 OF 92



Date: 11/15/2022



Designed by:



CONSULTANT PROJECT MANAGER: A. Grande

No.	Revision	By	Date

	By	Date	Checked	By	Date
Designed	JBD	11/15/2022	Checked	ECF	11/15/2022
Drawn	AGC	11/15/2022	In Charge of	AG	11/15/2022

VANASSE HANGEN BRUSTLIN, INC.  
 500 Southborough Dr.  
 Suite 105B  
 South Portland, ME 04106  
 TEL (207) 889-3150  
 FAX (207) 253-5596



**THE GOLD STAR  
 MEMORIAL HIGHWAY**

MTA PROJECT MANAGER: Ryan Barnes, PE, CPESC

**WEST GARDINER  
 EXIT 102  
 SIGNING AND STRIPING PLAN  
 (12 OF 13)**

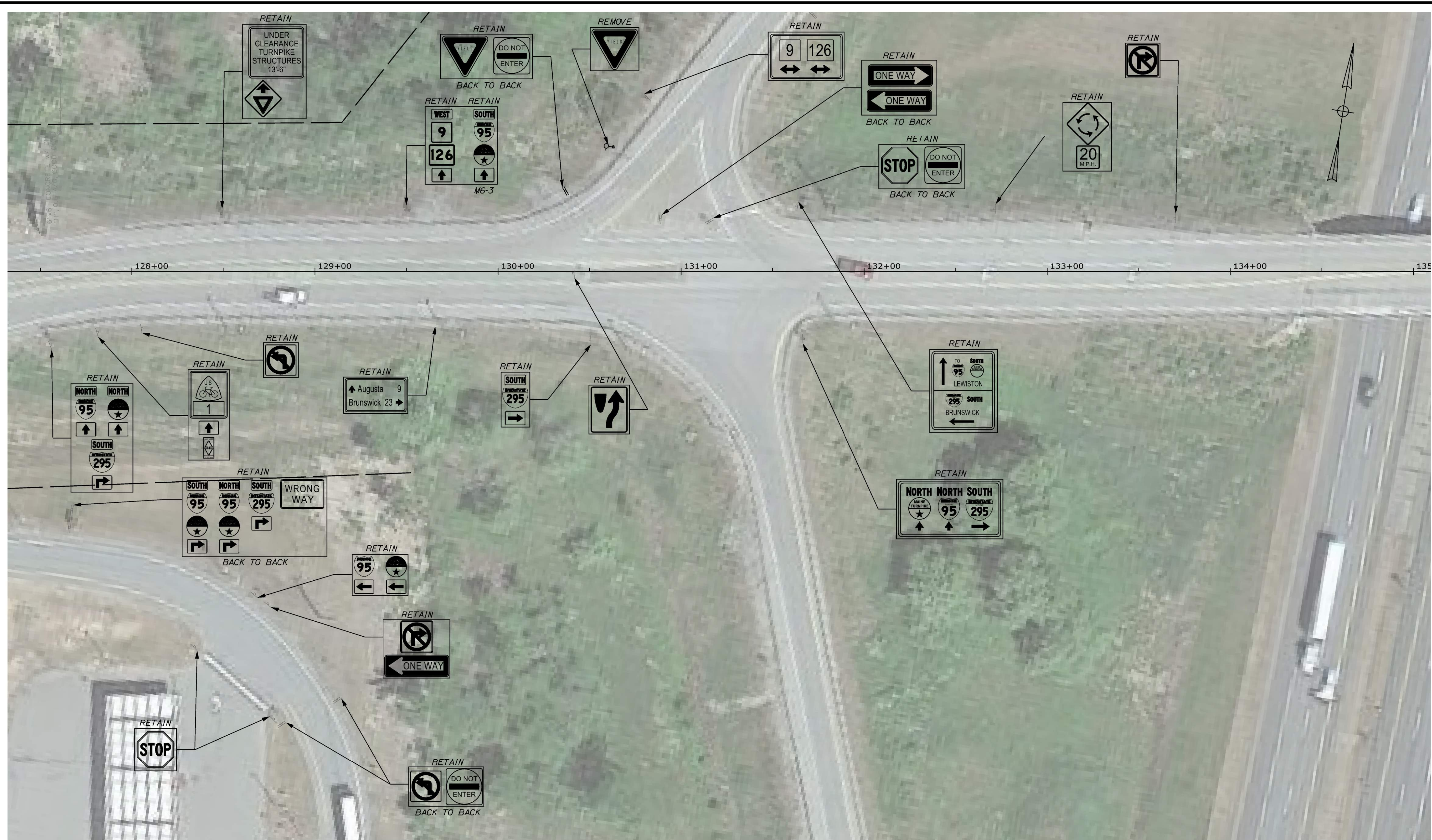
VHB: 55327.00  
 CONTRACT: 2023.02

SHEET NUMBER: 83  
 83 OF 92

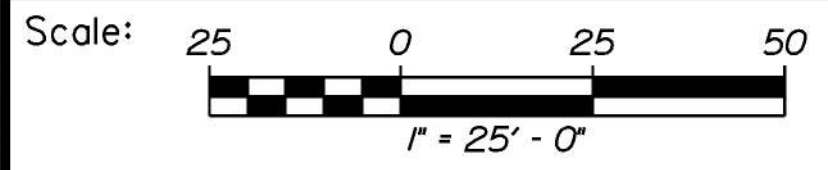
Filename: ...083\_SSPlan\_12.dgn



Date: 11/15/2022




Filename: ...084...SSPlan\_13.dgn



No.	Revision	By	Date


Designed by:



CONSULTANT PROJECT MANAGER: A. Grande

	By	Date	Checked	By	Date
Designed	JBD	11/15/2022	Checked	ECF	11/15/2022
Drawn	AGC	11/15/2022	In Charge of	AG	11/15/2022

VANASSE HANGEN BRUSTLIN, INC.  
 500 Southborough Dr.  
 Suite 105B  
 South Portland, ME 04106  
 TEL (207) 889-3150  
 FAX (207) 253-5596



**THE GOLD STAR  
 MEMORIAL HIGHWAY**

MTA PROJECT MANAGER: Ryan Barnes, PE, CPESC

**WEST GARDINER  
 EXIT 102  
 SIGNING AND STRIPING PLAN  
 (13 OF 13)**

VHB: 55327.00  
 CONTRACT: 2023.02

SHEET NUMBER: 84  
 84 OF 92



Date: 11/15/2022

Identification Number	Size of Sign		Text	Text Dimensions (Inches)			Number of Signs Required	Color		Border Radius	Area in Square Feet	Post
	Width	Height		Letter Height	Vertical Spacing	Arrow RTE.MKR.		Back-ground	Legend Border			
GM-1	138"	96"		10.67/8 EM 10.67/8 EM	10" 6" 8.1" 8.1" 8.4"	24"x24" 24"x24" 10"x15"	1	GREEN	WHITE/BLUE RED/GOLD		92.00 (92.00)	2-W8x18 H-BEAM BREAKAWAY POSTS
GM-2	156"	132"		10.8E 10.67/8 EM 10.8E 10.67/8 EM	10" 6" 8.1" 8.1" 8.4"	24"x24" 24"x24" 10"x15" 24"x24" 24"x24" 15"x10"	1	GREEN	WHITE/BLUE RED/GOLD		143.00 (143.00)	2-W10x22 H-BEAM BREAKAWAY POSTS
DI-5(2)	162"	144"		6/4.5D 6/4.5D 6/5D 6/4.5D 6/4.5D 6/4.5D 6/4.5D	19" 6" 6" 6" 6" 6" 6" 10"	12"x12" 12"x15" 12"x12" 12"x15" 12"x12" 12"x12" 12"x12"	1	GREEN	WHITE/BLUE RED/GOLD		162.00 (162.00)	MOUNT ON EXISTING POSTS
OL-1	72"	48"		7/6D	4.5" 7" 6"	24"x24" 30"x24"	1	GREEN	WHITE/BLACK		24.00 (24.00)	MOUNT TO DI-5(1)
OL-2	60"	48"		7/6D 8EM	4.5" 7" 6"	24"x24"	1	GREEN	WHITE/BLUE RED		20.00 (20.00)	MOUNT TO DI-5(1)
OL-3	72"	48"		7/6D	4.5" 7" 6"	24"x24" 30"x24"	1	GREEN	WHITE/BLUE RED/GOLD/ GREEN		24.00 (24.00)	MOUNT TO DI-5(1)
OL-4	84"	90"		10.67/8EM 10.67/8EM	37" 10.7" 20.4"		1	GREEN	WHITE		52.50 (52.50)	MOUNT TO DI-5(1)
OL-5	54"	18"					4	GREEN			6.75 (27.00)	MOUNT TO DI-5(1) AND DI-5(3)
OL-6	90"	66"		7/6D 10.67/8EM	3" 7" 11" 3"	24"x24" 30"x24"	1	GREEN	WHITE/BLACK		41.25 (41.25)	MOUNT TO DI-5(3)
OL-7	90"	66"		7/6D 8EM	3" 7" 25.5"	24"x24" 24"x24"	1	GREEN	WHITE/BLUE RED/GOLD/ GREEN		41.25 (41.25)	MOUNT TO DI-5(3)
OL-8	84"	90"		10.67/8EM 10.67/8EM	25" 10.7" 33"		1	GREEN	WHITE		52.50 (52.50)	MOUNT TO DI-5(3)
OL-9	72"	66"		7/6D 8/6EM	6.5" 7" 9" 3"	24"x24" 30"x24"	1	GREEN	WHITE/BLACK		33.00 (33.00)	MOUNT TO DI-5(4)
OL-10	72"	60"		7/6D 8/6EM	6.5" 7" 9" 3"	24"x24" 30"x24"	1	GREEN	WHITE/BLACK		30.00 (30.00)	MOUNT TO DI-5(4)
OL-11	72"	48"		7/6D 8EM	7.5" 7" 3"	30"x24"	1	GREEN	WHITE/BLUE RED		24.00 (24.00)	MOUNT TO DI-5(4)

SHSB - Text Dimensions Shall Conform to "Standard Highway Signs Book" - 2012 Edition.

Identification Number	Size of Sign		Text	Text Dimensions (Inches)			Number of Signs Required	Color		Border Radius	Area in Square Feet	Post
	Width	Height		Letter Height	Vertical Spacing	Arrow RTE.MKR.		Back-ground	Legend Border			
OL-12	72"	48"		7/6D 8EM	7.5" 7" 3"	24"x24"	1	GREEN	WHITE/BLUE RED		24.00 (24.00)	MOUNT TO DI-5(4)
RI-1	30"	30"		10C			1	RED	WHITE		6.25 (6.25)	MOUNT TO 4"x4" BREAKAWAY WOOD POST
RI-2	48" x 48" x 48"			4C			1	RED	WHITE		6.93 (6.93)	MOUNT TO 6"x6" WOOD POST
R3-1	24"	24"					1	WHITE	BLACK/RED	1.5"	4.00 (4.00)	MOUNT BELOW RI-1
R3-5R	30"	36"		6D		SHSB	1	WHITE	BLACK	1.875"	7.50 (7.50)	MOUNT TO U-CHANNEL POST
R3-8	30"	36"		5D			1	BLACK	WHITE	1.875"	7.50 (7.50)	MOUNT TO 4"x4" WOOD POST
R4-7	24"	30"		SHSB	SHSB	SHSB	7	BLACK	WHITE	1.5"	5.00 (35.00)	MOUNT TO U-CHANNEL POST
R5-1	30"	30"		4D			2	RED	WHITE	1.875"	6.25 (25.00)	MOUNT TO 4"x6" WOOD POST
				4D								MOUNT TO PEDESTAL
R5-1a	36"	24"		6D	4.5" 3"		2	RED	WHITE	1.5"	6.00 (12.00)	MOUNT BELOW R5-1
				6D	4.5" 3"							MOUNT BELOW R5-1 ON PEDESTAL
R5-11	30"	24"		4C	3.5"		2	BLACK	WHITE	1.5"	5.00 (10.00)	MOUNT TO 4"x4" WOOD POST
				4C	2.5"							
				4D	3.5"							
R6-1L	36"	12"		4D	4" 4"		1	BLACK	WHITE	1.5"	3.00 (3.00)	MOUNT ABOVE R5-1 ON PEDESTAL
R6-1R	36"	12"		4D	4" 4"		1	BLACK	WHITE	1.5"	3.00 (3.00)	MOUNT TO U-CHANNEL POST

SHSB - Text Dimensions Shall Conform to "Standard Highway Signs Book" - 2012 Edition.


Filename: ... \085\_SignSummary\_01.dgn

Scale: NOT TO SCALE

Designed by:



VANASSE HANGEN BRUSTLIN, INC.  
500 Southborough Dr.  
Suite 105B  
South Portland, ME 04106  
TEL (207) 889-3150  
FAX (207) 253-5596



THE GOLD STAR  
MEMORIAL HIGHWAY

WEST GARDINER  
EXIT 102  
SIGN SUMMARY SHEET  
(1 OF 2)

No.	Revision	By	Date

CONSULTANT PROJECT MANAGER: A. Grande			
By	Date	By	Date
Designed	JBD 11/15/2022	Checked	ECF 11/15/2022
Drawn	AGC 11/15/2022	In Charge of	AG 11/15/2022

VHB: 55327.00  
CONTRACT: 2023.02

SHEET NUMBER: 85  
85 OF 92

MTA PROJECT MANAGER: Ryan Barnes, PE, CPESC



Date: 11/15/2022

Identification Number	Size of Sign		Text	Text Dimensions (Inches)			Number of Signs Required	Color		Border Radius	Area in Square Feet	Post
	Width	Height		Letter Height	Vertical Spacing	Arrow RTE.MKR.		Back-ground	Legend Border			
MI-1(95)	24"	24"		10D			4	BLUE	WHITE/RED		4.00 (16.00)	4"x6" BREAKAWAY WOOD POSTS
	36"	36"		15D			1				9.00 (9.00)	6"x6" BREAKAWAY WOOD POSTS
MI-1(MT)	24"	24"		10D			4	GREEN	WHITE/GOLD		4.00 (16.00)	MOUNT BESIDE MI-1(95)
	36"	36"		15D			1				9.00 (9.00)	
M2-1	21"	15"		9C	3"	3"	2	BLUE	WHITE		2.18 (4.36)	MOUNT ABOVE M3-3 MOUNT ABOVE MI-1
M3-3	24"	12"		6C	3"		3	BLUE	WHITE	1.5"	2.00 (16.00)	MOUNT ABOVE MI-1(95)
	36"	18"		8C	3.5"		1				4.50 (4.50)	
M4-5	24"	12"		6F	3"	3"	3	BLUE	WHITE	1.5"	2.00 (6.00)	MOUNT ABOVE M3-3
M4-15	24"	12"		5E	3.5"	3.5"	2	YELLOW	BLACK	1.5"	2.00 (4.00)	MOUNT BELOW M2-1
M5-3	21"	15"		SHSB	SHSB	SHSB	1	BLUE	WHITE	1.5"	2.19 (2.19)	MOUNT BELOW EXISTING MI-1(MT)
M6-1L	21"	15"					2	BLUE	WHITE	1.5"	2.19 (4.38)	MOUNT BELOW MI-1(MT)
M6-2	21"	15"					1	BLUE	WHITE	1.5"	2.19 (2.19)	MOUNT BELOW MI-1(MT)
M6-3	21"	15"					1	BLUE	WHITE	1.5"	2.19 (2.19)	MOUNT BELOW EXISTING MI-1(MT)
OM4-1	18"	18"					2	RED	RED	1.5"	2.25 (4.50)	MOUNT TO U-CHANNEL POST

SHSB - Text Dimensions Shall Conform to "Standard Highway Signs Book" - 2012 Edition.

Identification Number	Size of Sign		Text	Text Dimensions (Inches)			Number of Signs Required	Color		Border Radius	Area in Square Feet	Post
	Width	Height		Letter Height	Vertical Spacing	Arrow RTE.MKR.		Back-ground	Legend Border			
W4-3	48"	48"		SHSB	SHSB	SHSB	1	YELLOW	BLACK	3"	16.00 (16.00)	4"x6" BREAKAWAY WOOD POST
W4-3P	36"	18"		6D			1	YELLOW	BLACK	2.25"	4.50 (4.50)	MOUNT BELOW W4-3
D4-2L	30"	36"		4D	3"	SHSB	1	GREEN	WHITE	1.875"	7.50 (7.50)	MOUNT TO U-CHANNEL POST
SP-01	36"	48"					1	WHITE	BLACK		12.00 (12.00)	4"x6" BREAKAWAY WOOD POST

SHSB - Text Dimensions Shall Conform to "Standard Highway Signs Book" - 2012 Edition.


Filename: ...086\_SignSummary\_02.dgn

Scale: NOT TO SCALE

Designed by:



VANASSE HANGEN BRUSTLIN, INC.  
500 Southborough Dr.  
Suite 105B  
South Portland, ME 04106  
TEL (207) 889-3150  
FAX (207) 253-5596



THE GOLD STAR  
MEMORIAL HIGHWAY

WEST GARDINER  
EXIT 102  
SIGN SUMMARY SHEET  
(2 OF 2)

No.	Revision	By	Date

CONSULTANT PROJECT MANAGER: A. Grande			
	By	Date	
Designed	JBD	11/15/2022	Checked ECF 11/15/2022
Drawn	AGC	11/15/2022	In Charge of AG 11/15/2022

VHB: 55327.00  
CONTRACT: 2023.02

SHEET NUMBER: 86  
86 OF 92

MTA PROJECT MANAGER: Ryan Barnes, PE, CPESC

**MAINTENANCE OF TRAFFIC GENERAL NOTES**

- The maintenance of traffic plan along I-95 for the on ramp construction and removal is for long term temporary shoulder closures along the I-95 southbound roadway using temporary concrete barrier. Temporary lane closures are anticipated to set up the long term shoulder closures.
- The maintenance of traffic plan along Lewiston Road for the on ramp construction is for long term temporary shoulder closures using barrels. Flagging operations are also anticipated.
- All traffic control equipment and devices shall conform to the 2014 edition of the Maine Department of Transportation (MaineDOT) Standard Specifications, Maine Turnpike Authority (MTA) Supplemental Specifications, contract specifications and applicable traffic control standards and practices.
- Placement of signs shall be adjusted to avoid obstructing existing signs and to ensure proper sight lines to the construction signs as determined by the Resident.
- Any signs, equipment, or devices found to be damaged or unserviceable shall be replaced at the Contractor's expense.
- During night operations, temporary work lighting shall be directed away from approaching lanes of traffic.
- All lane closures shall require approval of the Resident a minimum of two working days in advance of the lane closure.
- Contractor shall provide advanced notice of all changes in traffic patterns, to include lane closures, with PCMS at least seven working days prior to the implementation of the traffic pattern change. PCMS for turnpike mainline road work shall be placed at least 500 feet in advance of the work site at a location approved by the Resident.
- Approach ends of temporary concrete barrier shall be placed outside of the highway clear zone (minimum 34 feet from the traveled way along I-95) or protected by temporary impact attenuators or with guardrail overlaps as approved by the Resident.
- Maximum spacing for channelizing devices on I-95 (drums) shall be:  
80' on center along tangents  
40' on center along tapers  
See Local Road Single Lane Closure Detail for spacing on local roads.

**TURNPIKE SHOULDER CLOSURES**

CONSTRUCTION SIGN SUMMARY				
Sign	Text Dimensions (Inches)		Size	Quantity and Color
	Letter Height	Vertical Spacing		
G20-2	Text Dimensions Shall Conform to *Standard Highway Signs* - 2012		48"x24"	4 - Black on Orange
W20-1 (AHEAD)			48"x48" 36"x36"	4 - Black on Orange 2 - Black on Orange (For Flagging)
W21-5aL			48"x48"	4 - Black on Orange
W21-5aR			48"x48"	4 - Black on Orange
W21-5bL			48"x48"	4 - Black on Orange
W21-5bR			48"x48"	4 - Black on Orange
W21-5			48"x48"	2 - Black on Orange
CS-10			48"x48"	2 - Black on Orange

**TEMPORARY SINGLE LANE CLOSURES**

CONSTRUCTION SIGN SUMMARY				
Sign	Text Dimensions (Inches)		Size	Quantity and Color
	Letter Height	Vertical Spacing		
W3-4	Text Dimensions Shall Conform to *Standard Highway Signs* - 2012		48"x48"	4 - Black on Orange
W3-5(60)			48"x48"	4 - Black on Orange
W4-2(L)			48"x48"	4 - Black on Orange
W4-2(R)			48"x48"	4 - Black on Orange
W20-1 (1 MILE)			48"x48"	4 - Black on Orange
W20-1 (AHEAD)			48"x48"	2 - Black on Orange
W20-4			36"x36"	2 - Black on Orange
W20-4 (1000)			36"x36"	2 - Black on Orange
W20-5L			48"x48"	4 - Black on Orange
W20-5R			48"x48"	4 - Black on Orange
W20-5aL			48"x48"	2 - Black on Orange
W20-5aR			48"x48"	2 - Black on Orange
W20-7			36"x36"	2 - Black on Orange

**TEMPORARY SINGLE LANE CLOSURES**

CONSTRUCTION SIGN SUMMARY				
Sign	Text Dimensions (Inches)		Size	Quantity and Color
	Letter Height	Vertical Spacing		
CS-3	7" 7" 7"	4" 4"	48"x48"	4 - Black on Orange
G20-2	Text Dimensions Shall Conform to *Standard Highway Signs* - 2012		48"x24" 36"x18"	4 - Black on Orange 2 - Black on Orange (For Flagging)
G20-5aP			36"x24"	4 - Black on Orange
R2-1(60)			48"x60"	4 - Black on White
R2-6aP			36"x24"	4 - Black on White
R2-12			36"x54"	4 - Black on White

**ABBREVIATIONS FOR ALL WORK ZONE PLANS**

BWLL = BROKEN WHITE LANE LINE  
 SWEL = SOLID WHITE EDGE LINE  
 SYEL = SOLID YELLOW EDGE LINE

Date: 11/15/2022


Filename: ... \087 - Workzone\_01.dgn

Scale: NOT TO SCALE

Designed by:



VANASSE HANGEN BRUSTLIN, INC.  
 500 Southborough Dr.  
 Suite 105B  
 South Portland, ME 04106  
 TEL (207) 889-3150  
 FAX (207) 253-5596



**THE GOLD STAR  
 MEMORIAL HIGHWAY**

**WEST GARDINER  
 EXIT 102  
 MAINTENANCE OF TRAFFIC DETAILS  
 (1 OF 2)**

No.	Revision	By	Date

CONSULTANT PROJECT MANAGER: A. Grande					
	By	Date		By	Date
Designed	JBD	11/15/2022	Checked	ECF	11/15/2022
Drawn	AGC	11/15/2022	In Charge of	AG	11/15/2022

MTA PROJECT MANAGER: Ryan Barnes, PE, CPESC

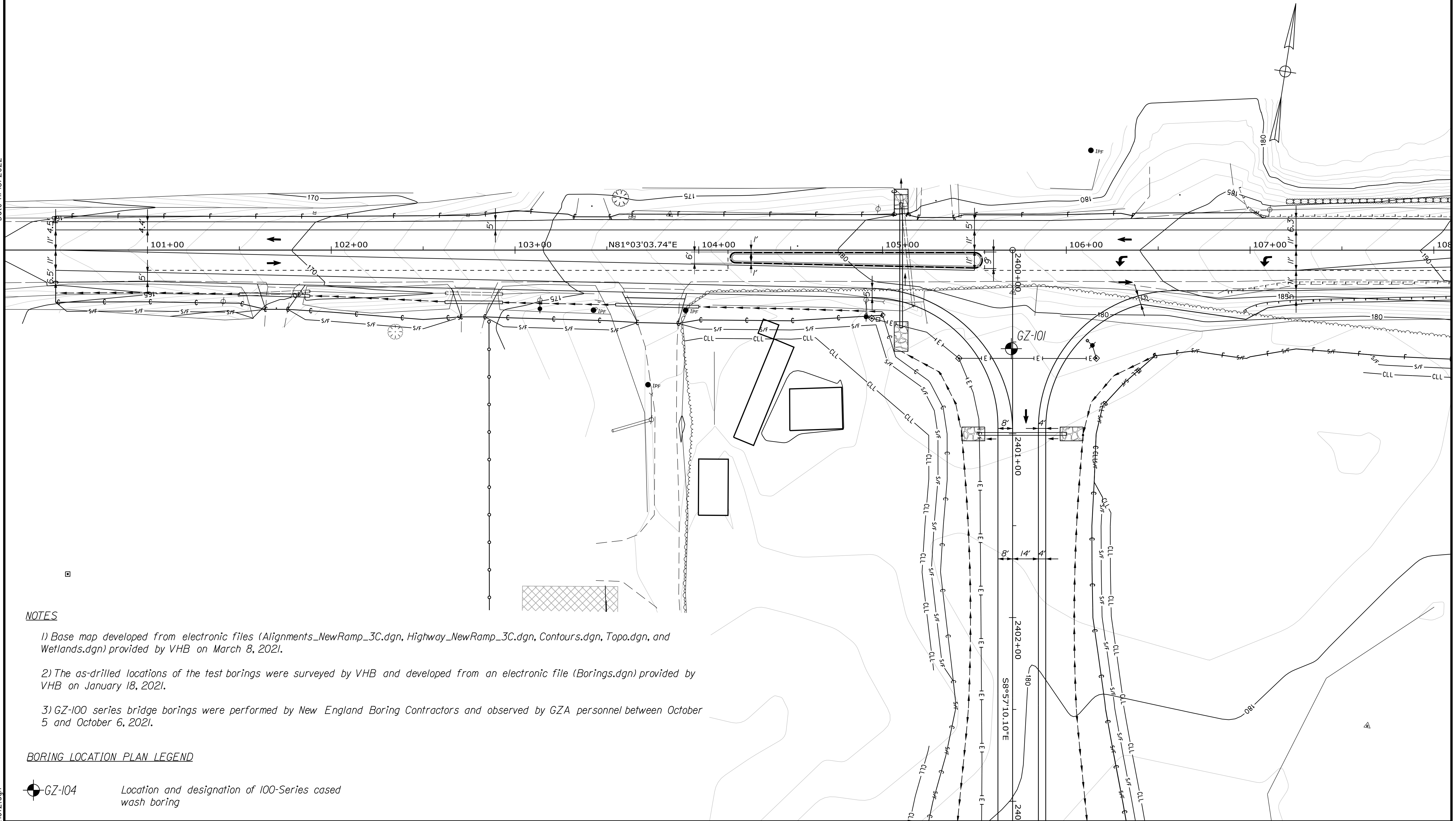
VHB: 55327.00  
 CONTRACT: 2023.02

SHEET NUMBER: 87  
 87 OF 92






Date: 11/15/2022

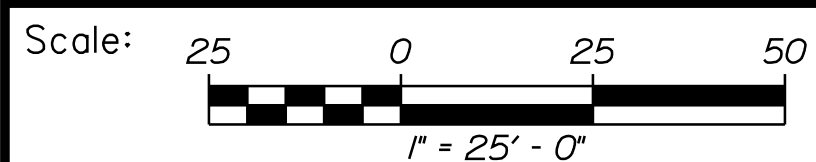


**NOTES**

- 1) Base map developed from electronic files (Alignments\_NewRamp\_3C.dgn, Highway\_NewRamp\_3C.dgn, Contours.dgn, Topo.dgn, and Wetlands.dgn) provided by VHB on March 8, 2021.
- 2) The as-drilled locations of the test borings were surveyed by VHB and developed from an electronic file (Borings.dgn) provided by VHB on January 18, 2021.
- 3) GZ-100 series bridge borings were performed by New England Boring Contractors and observed by GZA personnel between October 5 and October 6, 2021.

**BORING LOCATION PLAN LEGEND**

 GZ-104 Location and designation of 100-Series cased wash boring



Designed by:



GZA GeoEnvironmental  
 707 Sable Oaks Dr.  
 Suite 150  
 South Portland, ME 04106  
 TEL (207) 358-5126  
 FAX (207) 356-1173



**THE GOLD STAR  
 MEMORIAL HIGHWAY**

**WEST GARDINER  
 EXIT 102  
 BORING LOCATION PLAN 1 OF 2**

No.	Revision	By	Date

CONSULTANT PROJECT MANAGER: N. Williams					
	By	Date	Checked	By	Date
Designed	NVW	03/09/21		CLS	03/09/21
Drawn	NVW	03/09/21	In Charge of	CLS	03/09/21

MTA PROJECT MANAGER: Ryan Barnes, PE, CPESC

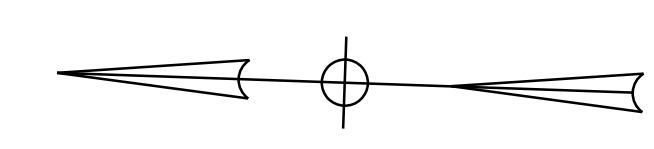
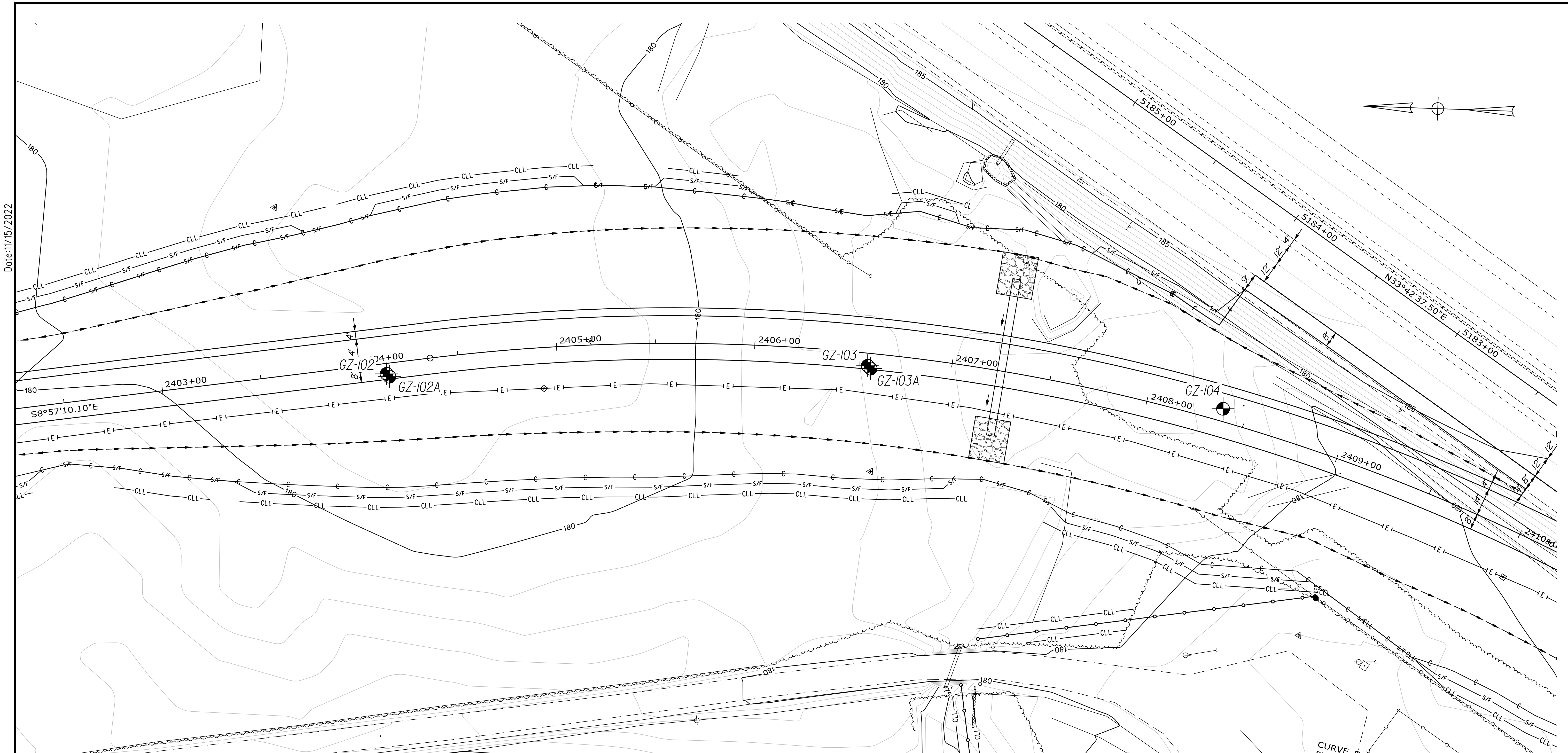
GZA: 09.0026079.00  
 CONTRACT: 2023.02

SHEET NUMBER: 89  
 89 OF 92

Filename: ...089\_BLP\_Sheet1of2.dgn



Date: 11/15/2022



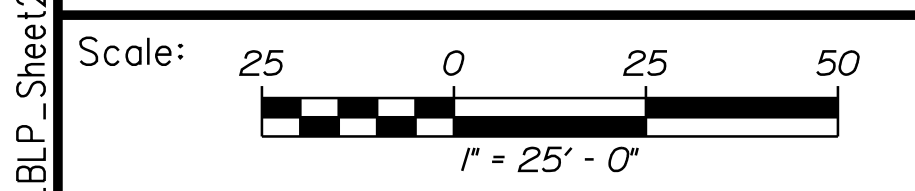
**NOTES**

- 1) Base map developed from electronic files (Alignments\_NewRamp\_3C.dgn, Highway\_NewRamp\_3C.dgn, Contours.dgn, Topo.dgn, and Wetlands.dgn) provided by VHB on March 8, 2021.
- 2) The as-drilled locations of the test borings were surveyed by VHB and developed from an electronic file (Borings.dgn) provided by VHB on January 18, 2021.
- 3) GZ-100 series bridge borings were performed by New England Boring Contractors and observed by GZA personnel between October 5 and October 6, 2021.

**BORING LOCATION PLAN LEGEND**

GZ-104 Location and designation of 100-Series cased wash boring

**CURVE DATA #1**  
 PI = 2408+26.56  
 D = 5°43'46.5"  
 Δ = 42°40'11.9" Rt.  
 R = 1000.00'  
 L = 744.73'  
 T = 390.59'  
 E = 73.57'



Designed by:



GZA GeoEnvironmental  
 707 Sable Oaks Dr.  
 Suite 150  
 South Portland, ME 04106  
 TEL (207) 358-5126  
 FAX (207) 356-1173



**THE GOLD STAR  
 MEMORIAL HIGHWAY**

**WEST GARDINER  
 EXIT 102  
 BORING LOCATION PLAN 2 OF 2**

No.	Revision	By	Date

CONSULTANT PROJECT MANAGER: N. Williams			
	By	Date	
Designed	NVW	03/09/21	Checked
Drawn	NVW	03/09/21	In Charge of

By	Date	By	Date

MTA PROJECT MANAGER: Ryan Barnes, PE, CPESC

GZA: 09.0026079.00  
 CONTRACT: 2023.02

SHEET NUMBER: 90  
 90 OF 92

Filename: ...090\_BLP\_Sheet2of2.dgn







Date: 11/15/2022

TEST BORING LOG											
GZA GeoEnvironmental, Inc. Engineers and Scientists			VHB Exit 102 Maine Turnpike Southbound On-Ramp Gardiner, Maine			EXPLORATION NO.: GZ-103A SHEET: 1 of 1 PROJECT NO.: 09.0026079.00 REVIEWED BY: N. Williams					
Logged By: E. Tome Drilling Co.: New England Boring Contractors Foreman: Brad Enos			Type of Rig: ATV Mounted Rig Model: Mobile B-24 Driving Method: Drive & Wash			Boring Location (N.E.): N500944.5, E1025708.3 Ground Surface Elev. (ft.): 177.8 Final Boring Depth (ft.): 15 Date Start - Finish: 10/5/2020 - 10/6/2020			H. Datum: NAVD 88		
Hammer Type: Automatic Hammer Hammer Weight (lb.): 140 Hammer Fall (in.): 30 Auger or Casing O.D./I.D. Dia (in.): 4.5/4.0"			Sampler Type: SS Sampler O.D. (in.): 2.0 Sampler Length (in.): 24 Rock Core Size: N/A			Groundwater Depth (ft.)			Date Time Water Depth Slab Time		
Depth (ft)	Casing Bore Core Rate	Sample No.	Depth (ft.)	Pen. (in)	Rec. (in)	Blows (per 6 in.)	SPT Value	Sample Description and Identification (Modified Burmister Procedure)	Remarks	Field Test Data	Stratum Description (ft. to ft.)
2											
10		U-1	9.0- 11.0	24	24			U-1 Gray, Silty CLAY, trace fine Sand. (CL)			SILTY CLAY
11		S-1	11.0- 13.0	24	11			S-1 Soft, gray, Silty CLAY, trace fine to coarse Sand, wet. (CL)			
12		MV-1	11.6- 12.0	5	5	4 6		V-1 Field Vane, Traw = 37/1 ft-lbs (Su = 1652/45 psf MV-1 Could not advance vane.			84.8
13		S-2	12.6- 13.0	24	10	8 7	14	S-2 Medium dense, brown, Silty fine to coarse SAND, little Gravel, wet. (SM)			92.8
15			13.0- 15.0					End of exploration at 15 feet.			

REMARKS  
 1 - GZ-103A was conducted directly adjacent to GZ-103 to conduct field vane and retrieve a Shelby Tube sample of the compressible material.  
 2 - Automatic hammer NEBC #D19 Energy Transfer Ratio = 0.818.  
 3 - "1" indicates successful field vane; MV indicates unsuccessful vane.  
 4 - Field vane conducted with a 55x10 mm rectangular vane.

See Log Key for explanation of sample description and identification procedures. Stratification lines represent approximate boundaries between soil and bedrock types. Actual transitions may be gradual. Water level readings have been made at the times and under the conditions stated. Fluctuations of groundwater may occur due to other factors than those present at the times the measurements were made.

Exploration No.: GZ-103A

TEST BORING LOG											
GZA GeoEnvironmental, Inc. Engineers and Scientists			VHB Exit 102 Maine Turnpike Southbound On-Ramp Gardiner, Maine			EXPLORATION NO.: GZ-104 SHEET: 1 of 1 PROJECT NO.: 09.0026079.00 REVIEWED BY: N. Williams					
Logged By: E. Tome Drilling Co.: New England Boring Contractors Foreman: Brad Enos			Type of Rig: ATV Mounted Rig Model: Mobile B-24 Driving Method: Drive & Wash			Boring Location (N.E.): N500764.8, E1025692.8 Ground Surface Elev. (ft.): 176.7 Final Boring Depth (ft.): 9.5 Date Start - Finish: 10/5/2020 - 10/5/2020			H. Datum: NAVD 88		
Hammer Type: Automatic Hammer Hammer Weight (lb.): 140 Hammer Fall (in.): 30 Auger or Casing O.D./I.D. Dia (in.): 4.5/4.0"			Sampler Type: SS Sampler O.D. (in.): 2.0 Sampler Length (in.): 24 Rock Core Size: N/A			Groundwater Depth (ft.)			Date Time Water Depth Slab Time		
Depth (ft)	Casing Bore Core Rate	Sample No.	Depth (ft.)	Pen. (in)	Rec. (in)	Blows (per 6 in.)	SPT Value	Sample Description and Identification (Modified Burmister Procedure)	Remarks	Field Test Data	Stratum Description (ft. to ft.)
1		S-1	0.0- 2.0	24	16	1 1 2 2	3	S-1 Top 3": Fine to coarse SAND, some Silt, with root matter and organics. Bottom 13": Soft, brown, Silty CLAY, trace fine Sand, moist. (CL)			176.4
5		S-2	4.0- 6.0	24	24	3 6 6 8	12	S-2 Stiff, brown/gray, Silty CLAY, moist. (CL)			SILTY CLAY
8								Increase in resistance during roller cone advancement at 8.0' bgs indicates strata change.			98.7
10		S-3	9.0- 9.5	6	6	50/6"	R	S-3 Very dense, brown, fine to coarse SAND, some Gravel, some Silt, wet. (SP-GP) Split spoon refusal at 9.5' bgs indicates probable bedrock. End of exploration at 9.5 feet.			92.2


REMARKS  
 1 - Automatic hammer NEBC #D19 Energy Transfer Ratio = 0.818.

See Log Key for explanation of sample description and identification procedures. Stratification lines represent approximate boundaries between soil and bedrock types. Actual transitions may be gradual. Water level readings have been made at the times and under the conditions stated. Fluctuations of groundwater may occur due to other factors than those present at the times the measurements were made.


Exploration No.: GZ-104

Filename: ...091-092\_Boring\_logs\_sheets.dgn

Scale:			
No.	Revision	By	Date

Designed by:			
			
CONSULTANT PROJECT MANAGER: N. Williams			
By	Date	By	Date
Designed	NVW 03/09/21	Checked	CLS 03/09/21
Drawn	NVW 03/09/21	In Charge of	CLS 03/09/21

GZA GeoEnvironmental  
 707 Sable Oaks Dr.  
 Suite 150  
 South Portland, ME 04106  
 TEL (207) 358-5126  
 FAX (207) 356-1173



## THE GOLD STAR MEMORIAL HIGHWAY

MTA PROJECT MANAGER: Ryan Barnes, PE, CPESC

### WEST GARDINER EXIT 102

## BORING LOG SHEET 2 OF 2

GZA: 09.0026079.00 SHEET NUMBER: 92  
 CONTRACT: 2023.02 92 OF 92