

Maine Turnpike Authority
2016 Supplemental Specifications

TABLE OF CONTENTS

<u>SECTION</u>	<u>TITLE</u>	<u>PAGE</u>
101	CONTRACT INTERPRETATION	2
102	BIDDING	22
103	AWARD AND CONTRACTING	27
104	GENERAL RIGHTS AND RESPONSIBILITIES	32
105	GENERAL SCOPE OF WORK	49
106	QUALITY	79
107	TIME	90
108	PAYMENT	97
109	CHANGES	110
110	INDEMNIFICATION, BONDING AND INSURANCE	123
111	RESOLUTION OF DISPUTES	128
112	DEFAULT AND TERMINATION	130
401	HOT MIX ASPHALT PAVEMENT	133
502	STRUCTURAL CONCRETE	157
518	STRUCTURAL CONCRETE REPAIR	191
652	MAINTENANCE OF TRAFFIC	200
656	TEMPORARY SOIL EROSION AND WATER POLLUTION CONTROL	223

INTRODUCTION

This document shall be known as the Maine Turnpike Authority's Supplemental Specifications 2016 Edition. This document consists of additions and alterations to the MaineDOT 's Standard Specifications November 2014 Edition, as detailed below. Sections from the MaineDOT November, 2014 standard specifications which are not altered herein are incorporated without change. References to "the Department" contained therein shall refer to "the Authority" and references to Department personnel shall apply to equivalent personnel at the Maine Turnpike Authority.

Maine Turnpike Authority Special Provisions shall be issued for all Contracts and shall amend or add to both these Maine Turnpike Authority Supplemental Specifications and the MaineDOT 2014 Standard Specifications. MaineDOT Special Provisions or revisions to the November 2014 specifications are not incorporated herein unless specifically stated.

DIVISION 100 - GENERAL CONDITIONS

100.1 Replacement of Former Standard Specifications and Details:

Division 100 of the MaineDOT's Standard Specifications November, 2014 is completely replaced by the General Conditions contained herein.

SECTION 101 - CONTRACT INTERPRETATION

Scope of Section This Section consists of abbreviations, definitions, and general rules of interpretation.

101.1 Abbreviations - Abbreviations are defined in the following list. Abbreviations not defined in this Section or otherwise in the Contract shall have the meaning that is commonly accepted in the Engineering and construction industry.

AAN	American Association of Nurserymen, Incorporated
AAR	Association of American Railroads
AASHTO	American Association of State Highway and Transportation Officials
ACI	American Concrete Institute
ADA	Americans with Disabilities Act
AGC	Associated General Contractors of America
AIA	American Institute of Architects
AISC	American Institute of Steel Construction
ANLA	American Nursery & Landscape Association
ANSI	American National Standards Institute
ARA	American Railway Association
AREMA	American Railway Engineering and Maintenance-of-way Association
ARTBA	American Road & Transportation Builders Association
ASCE	American Society of Civil Engineers
ASD	Allowable Stress Design

ASLA	American Society of Landscape Architects
ASME	American Society of Mechanical Engineers
ASTM	American Society for Testing and Materials
ATSSA	American Traffic Safety Services Association
AWWA	American Water Works Association
AWPA	American Wood Preservers Association
AWS	American Welding Society
BMP	MDOT's "Best Management Practices for Erosion and Sediment Control"
CFR	Code of Federal Regulations
DBE	Disadvantaged Business Enterprise
DREW	Daily Reports of Extra Work
DRB	Dispute Review Board
EIA	Electronic Industries Association
EEO	Equal Employment Opportunity
EMS	Emergency Medical Service
FAA	Federal Aviation Administration
FHWA	Federal Highway Administration
FRA	Federal Railroad Administration
FSS	Federal Specifications and Standards, General Services Administration
IES	Illuminating Engineering Society
IMSA	International Municipal Signal Association
IPCEA	Insulated Power Cable Engineers Association
ISEE	International Society of Explosives Engineers
ISO	Insurance Services Office
ITE	Institute of Transportation Engineers
LFD	Load Factor Design
LRFD	Load and Resistance Factor Design
LURC	Land Use Regulation Commission - Maine
MCTCB	Maine Concrete Technician Certification Board
MDEP	Maine Department of Environmental Protection
MDOT	Maine Department of Transportation
MIL	Military Specifications
MRSA	Maine Revised Statutes Annotated
MUTCD	Manual on Uniform Traffic Control Devices
NBS	National Bureau of Standards
NEC	National Electrical Code
NEMA	National Electrical Manufacturers Association
NEPCOAT	Northeast Protective Coating Committee
NESC	National Electric Safety Code
NETTCP	New England Transportation Technician Certification Program
NHS	National Highway System
NICET	National Institute for Certification in Engineering Technologies
OJT	On-The-Job Training
OSHA	Occupational Safety and Health Administration
PCI	Precast/Prestressed Concrete Institute

PIN	Project Identification Numbers
QA	Quality Assurance
QC	Quality Control
QCP	Quality Control Plan
QPL	Qualified Products List
RFI	Request for Information
SAE	Society of Automotive Engineers
SEWPCP	Soil Erosion and Water Pollution Control Plan
SHA	State Highway Agency (as used by FHWA, meaning MDOT)
SPCCP	Spill Prevention Control and Countermeasure Plan
SSPC	Society for Protective Coatings
TAPPI	Technical Association of Pulp and Paper Industry
TCP	Traffic Control Plan
USC	United States Code
USDA	United States Department of Agriculture
UL	Underwriter's Laboratory
VECP	Value Engineering Change Proposal

101.2 Definitions - Words, terms, and phrases are defined below. Capitalized words in this Standard Specifications book are defined under this Section. Words, terms, or phrases that are not defined in this Section 101.2 or otherwise in the Contract shall have the meaning commonly accepted in the engineering and construction industry.

Acceptable Work: Work that Conforms or Substantially Conforms to the Contract and is satisfactory to the Authority.

Acceptance: Consideration of operations, inspections, samples, tests, certifications, proper QCP implementation, and end product properties to determine whether the product will be accepted for payment, including any adjustments to compensation as provided in the Contract.

Acceptance Test: Test utilized by the Authority to evaluate the quality of a Material or product.

Actual Costs: Direct, Project-specific, costs actually incurred by the Contractor in the performance of Work. Actual Costs consist of labor, Material, Equipment, and administrative overhead. For related provisions, see Section 109.7, Equitable Adjustments to Compensation, and Time and Section 109.7.2 - Basis of Payment

Addendum: See Bid Amendment.

Aggregate: Inert Material such as sand, gravel, broken stone, crushed stone, or a combination of any of these Materials.

Agreement: Agreement means Contract Agreement.

Apparent Low Bidder: A Bidder that submits the lowest apparently responsive Bid. The Apparent Low Bidder may not be Awarded the Contract if a) the Bid is later found to be non-responsive in accordance with Section 102.11, b) the Bidder is found to be not responsible, c) the Bidder fails to comply with all applicable pre-Award Conditions, other pre-execution requirements of the Contract, or d) the Authority chooses not to Award a Contract.

Apparent Successful Bidder: The Bidder with the lowest responsive Bid as determined by the Authority. A responsive responsible Bidder, usually the Apparent Low Bidder, that is Awarded the Contract. The Authority may not execute the Contract with the Apparent Successful Bidder if a) the Apparent Successful Bidder fails to comply with all applicable pre-Award conditions or other pre-execution requirements of the Contract or b) if the Authority chooses not to Award a Contract.

Authority: The Maine Turnpike Authority, a body corporate and politic duly created under and by virtue of an act of the Legislature of the State of Maine, Chapter 69 of the Private and Special Laws of 1941, as amended.

Award: The execution of the Contract by the Authority, conditioned upon the Successful Bidder's performance of all pre-execution requirements of the Bid Documents.

Award Conditions: Pre-Award or pre-execution requirements that the Contractor must meet before Contract Execution including bonding and insurance. For a related provision, see Section 103.5 - Award Conditions.

Bid: The offer by a Bidder on forms prescribed by the Authority to perform the Work in Conformity with all provisions of the Bid Documents for the price(s) set forth.

Bid Amendment: A written change to the Bid Documents issued by the Authority after advertisement and before the Bid Opening.

Bid Bond: A bond furnished with a Bid by a Bidder and its Surety in the amount set forth in the Notice to Contractors or elsewhere in the Bid Documents. The Bid Bond is forfeited if the Apparent Low Bidder fails to enter into a Contract with the Authority.

Bid Contact Person: The person identified in the advertised Notice to Contractors, as the person to whom the Bidder must refer technical or Engineering questions from the time of advertisement through Contract Execution.

Bidder: An individual, firm, corporation, limited liability company, partnership, joint venture, sole proprietorship, or other entity that submits a Bid. Upon Contract Execution, the successful Bidder becomes the Contractor.

Bid Documents: Documents issued by the Authority to solicit Bids from Contractors. Bid Documents generally include the Bid Book, Notice to Contractors, Plans and Specifications (including the Authority's Supplemental Specifications and MaineDOT's Standard

Specifications), Standard Details, Special Provisions, Bidding instructions, and any Bid Amendments issued by the Authority. Documents attached to or referenced in the Bid Documents are part of the Bid Documents. Contrast "Bid Documents" with "Bid Escrow Documentation" as may be defined by Special Provision.

Bid Escrow Documentation: All writings, working papers, computer printouts, charts, schedules of prices, and data compilation that contain or reflect information, quantities, unit costs, data, or calculations used by the Bidder to determine the Bid price, or technical and price proposal in the case of a Design-Build or Best Value Procurement type of Contract, shall be submitted, including but not limited to material relating to the determination and application of:

- Design Costs
- Equipment rates
- Overhead rates and related time schedules
- Labor rates
- Arithmetic extensions
- Subcontractor and Material Supplier Quotations

Any manuals standard to the industry used by the Bidder in determining the Bid are also considered Bid Escrow Documentation. These manuals may be included in the Bid Escrow Documentation by reference and shall show the name and date of the publication and the publisher. Bid Escrow Documentation need not include Bid Documents provided by the Authority to all Bidders.

Bid Guaranty: A bond or other acceptable security specified in the Notice to Contractors or elsewhere in the Bid Documents that is forfeited if the Apparent Low Bidder fails to enter into a Contract with the Authority. For a related provision, see Section 102.6 - Bid Guaranty.

Bid Opening: The date and precise time by which the Bidder must Deliver its Bid as specified in the Notice to Contractors or any applicable Bid Amendment. For related provisions, see Sections 102.7 - Delivery of Bids and 102.9 - Bid Opening.

Blue Book: The edition of publications entitled "Rental Rate Blue Book for Construction Equipment" or "Rental Rate Blue Book for Older Construction Equipment," as applicable, published by Primedia Information Inc., that was current when the Work being priced was performed.

Bridge: "Bridge" means a structure, including supports, designed principally to carry motor vehicles that is erected over a depression or an obstruction, such as water, a highway or a railway, and has an opening measured along the center of the roadway of more than 20 feet between the undercropping of abutments or spring lines of arches or the extreme ends of openings for multiple boxes. It also includes multiple pipes when the clear distance between openings is less than 1/2 of the smaller contiguous opening.

A. Length The length of a Bridge structure is the overall length measured along the

construction centerline back to back of backwalls of abutments, if present; otherwise end to end of the Bridge floor; but in no case less than the total opening of the structure.

B. Roadway Width The width measured at right angles to the longitudinal centerline of the Bridge between the bottom of curbs or guard timbers or in case of multiple heights of curbs, between the bottoms of the lower risers.

Business Day: Every Calendar Day less Saturdays, Sundays, and Holidays.

Calendar Day: Every day shown on the calendar, beginning at 12:01 a.m. and ending at midnight.

Change Order: See Contract Modification

Chief Engineer: The Maine Turnpike Authority's Director of Engineering.

Closeout Documentation: All documentation required by the Authority to close out the Project in accordance with all applicable contractual, statutory or regulatory requirements. These documents include, but are not necessarily limited to: an acceptable final payment requisition, a lien waiver and indemnity of the Authority against any Subcontractor liens, and certification that all persons or firms supplying work and materials to the project have been paid in full or will be paid in full immediately upon final payment.

Compensable Delay: See Section 109.5.1 - Definitions - Types of Delays.

Completion: Completion occurs when the Contractor has finished all Work pursuant to the Contract, including Delivery of all Closeout Documentation. Completion does not mean Substantial Completion. Unless the context indicates otherwise, Completion also does not mean Completion of Physical Work.

Completion of Physical Work: Completion of Physical Work including punch list items occurs when the Work is complete and has undergone a successful final inspection.

Conduit: A pipe used for receiving and protecting wires or cable.

Conform or Conformity: The performance of an item of Work in strict compliance with all applicable provisions of the Contract. For a related definition, see Substantially Conform.

Construction Easement: A right acquired by the Authority to use or control property, outside of the established Right-of-Way.

Construction Limit Line: A line, usually outside of the Right-of-Way, within which the Contractor may Work and outside of which Work may not be performed without authorization by the Authority.

Contract: All documents affecting the respective rights and responsibilities of the Authority and the Contractor. These documents include, but are not limited to: the Contract Agreement, Project specific proposal Bid Book, the Notice to Contractors, Plans, the Authority's Supplemental Specifications, MaineDOT's Standard Specifications and Standard Details, Special Provisions, Bid Amendments, Contract Modifications, Geotechnical Information, Permits, Bid Escrow Documentation (if any), the Contractor's Bid prices (as corrected mathematically pursuant to Section 103.1.1 - Unit Prices Govern, if necessary), and all documents incorporated by reference.

Contract Bonds: The forms of security approved by the Authority, executed by the Contractor and its Surety or Sureties, guaranteeing performance of the Work, and the payment of all obligations pertaining to the Work. For related provisions, see the definitions of Bid Guaranty, Performance Bond, and Payment Bond.

Contract Completion Time: Length of time allowed under the Contract to complete the Work pursuant to the terms of the Contract.

Contract Completion Date: The required completion date of all Work including punch list items pursuant to the Contract, except the landscape establishment period and warranty work. The Contract Completion Date is usually included in Special Provision 107 and on the Contract Agreement, Offer, & Award form.

Contract Documents: Contract Documents are all documents, whether physically attached or incorporated by reference, which make up the Contract.

Contract Execution: Execution of the Contract by the Executive Director or the Executive Director's authorized agent by signing the Contract Agreement, Offer, & Award form which action, upon written notification to the Contractor, forms a Contract as provided in Section 103.8 - Execution of Contract by Authority.

Contract Modification: A general term describing a formal change to a Contract. Types of Contract Modifications include: change orders, extra work orders, field memos, and supplemental agreements. For a related provision, see Section 109.8 - Contract Modification

Contract Time: See Contract Completion Time and Section 107.1 - Contract Time and Completion Date.

Contractor: After the Authority has executed the Contract by cosigning the Contract Agreement, Offer, & Award form provided in the Bid Documents, previously signed by the successful bidder, the Successful Bidder in a low Bid process or the successful Proposer in a best value type of Contract becomes the Contractor. The Contractor will be the single point of responsibility for all Contract obligations to the Authority. The Contractor shall be an independent Contractor with respect to the Authority and shall not be an employee, agent, or representative of the Authority. Alternatively, "Contractor," with a lower case "c," may mean a

firm engaged in construction Work.

Critical Path: The sequence of activities from the Project start to its Completion having the greatest cumulative elapsed time, thereby determining the minimum time duration of the entire Project. The Critical Path is identified by the sequence of those activities with the least float.

Critical Rock Slopes: Critical rock slopes shall be rock slopes higher than 6 feet with an overburden slope steeper than 3H:1V and all rock slopes greater than 10 feet high.

Culvert: Any structure not defined as a Large Culvert, Bridge, or Minor Span that provides a Drainage opening less than 5 feet, under the Roadway or approaches to the Roadway.

Days: Calendar Days.

Default: See Section 112.1 - Default.

Defects or Defective Work: Work that is unsatisfactory, faulty, or deficient in that it is not in Conformity with the Contract or with prevailing industry standards applicable to the Work at the time of submission of the Bid as determined by the Authority or its agents. For related provisions, see the definition of Acceptable Work and Section - 101.3.1 Meaning of "Approved," Etc.

Delay: To cause to be late. See Section 109.5 - Adjustments for Delay.

Deliver: To cause Receipt by a means set forth in the definition of Received or Receipt.

Department: The Department of Transportation of the State of Maine, as established by 23 MRSA §4205 et seq. for the administration of Highway, Bridge, and other public Works; acting through the Commissioner and his/her duly authorized representatives. For related provisions, see definitions of Project Manager, and Resident.

Design-Build Contract: A contract in which the Contractor is responsible for both design and construction requirements under the contract. In a Design-Build Contract, the Contractor maybe procured through a Best-Value Procurement process using a Request for Proposals and evaluation of submitted Proposals using price as one of several evaluation factors.

Differing Site Conditions: See Section 109.4 - Differing Site Conditions.

Disputes: Disagreements, claims, counterclaims, matters in question, and differences of opinion between the Authority and the Contractor and those Working for or through the Contractor regarding matters related to the Work that arise after Contract Execution. These include, but are not limited to, interpretation of the Contract, compensation and costs, time for performance, and quality.

Drainage: The system of pipes, Drainage ways, ditches, and Structures by which surface or subsurface waters are collected and conducted from the Highway area.

Drawings: See Plans.

Dredge Material (Dredge Spoils): "Dredge materials" means sand, silt, mud, gravel, rock or other sediment or material removed from beneath any surface water. The term, "beneath any surface water" has been interpreted by the MDEP to mean that area that falls beneath the plane bounded by the normal high water line of any stream, river, brook, pond, lake, vernal pool, etc. Note that the entire area of Dredge Material removal could be dry at the time of excavation.

Environmental Information: Hazardous waste assessments, dredge material test results, boring logs, geophysical studies, and other records and reports of environmental conditions. For a related provision, see Section 104.3.14 - Interpretation and Interpolation .

Equipment: All machinery, supplies for repair and maintenance of such machinery, tools, and other apparatus necessary or appropriate for Completion of the Work in Conformity with the Contract.

Equitable Adjustment: An adjustment to compensation and time due to a change in the nature or scope of the Work made a part of a Contract by a formal Contract Modification. For a related provision, see Section 109.7 - Equitable Adjustments to Compensation and Time.

Excusable Delay: See Section 109.5.1 - Definitions - Types of Delays.

Executive Director: The chief executive officer of the Maine Turnpike Authority, duly appointed in accordance with 23 MRSA 1964-A.

Extra Work: Work that is outside the scope of the Contract and that the Authority determines is necessary.

Extra Work Order: See Contract Modification

Fabrication Engineer: The Authority's representative responsible for Quality Assurance of pre-fabricated products that are produced off-site.

Final Acceptance: Acceptance by the Authority for all Work and responsibility for the Project from the Contractor, except for any Contractor warranty obligations.

Force Account Work: Prescribed Work paid on the basis of Actual Costs and additives as set forth in Section 109.7.5 - Force Account Work.

Geometrics: The physical location (horizontally and vertically) and shape of the object under consideration.

Geotechnical Information: Boring logs, soil reports, geotechnical design reports, ground penetrating radar evaluations, seismic refraction studies, and other records of subsurface conditions. For a related provision, see Section 104.3.14 - Interpretation and Interpolation.

Haul Road: A private way leading to a public way that is used by the Contractor to move Equipment and Materials related to the Work.

Highway: A general term denoting a public way for purposes of vehicular travel, including the entire area within the Right-of-Way.

Holidays: New Year's Day, Martin Luther King Day, President's Day, Patriot's Day, Memorial Day, Independence Day, Labor Day, Columbus Day, Veterans Day, Thanksgiving Day, the Friday after Thanksgiving Day, and Christmas Day. For a related provision, see Section 107.3.3 - Sundays and Holidays.

The following holidays are extended to include the Holiday Period:

<u>HOLIDAY</u>	<u>HOLIDAY PERIOD</u>
President's Day	12:01 a.m. (Midnight) preceding Friday to 12:01 p.m. following Tuesday.
Easter	12:01 a.m. (Midnight) preceding Friday to 12:01 p.m. following Monday.
Memorial Day	12:01 p.m. preceding Thursday to 6:00 a.m. following Tuesday.
Labor Day	12:01 p.m. preceding Thursday to 6:00 a.m. following Tuesday.
Columbus Day	12:01 a.m. (Midnight) preceding Friday to 12:01 p.m. following Tuesday.
Thanksgiving Day	12:01 a.m. (Midnight) preceding Wednesday to 12:01 p.m. following Monday.

Incentive/Disincentive Payment: An adjustment to the contract price of a predetermined amount for each day the Work is completed ahead of or behind the Contract Time, Contract Completion Date, or some specified intermediary milestone. A disincentive is not a penalty, but an estimate of Authority user and other costs incurred by the people of the State of Maine.

Incidentals: The terms "Incidentals" and "Incidental to the Contract" mean items that are accessory to or incorporated into the Work and that have no separate Pay Item. Unless

otherwise provided in the Contract, the cost of Incidentals shall be included in the Contractor's prices for the Pay Items. There will be no separate payment.

Independent Assurance (IA): Independent assessment of the reliability of test results obtained from Acceptance Testing.

Inexcusable Delay: See Section 109.5.1 - Definitions - Types of Delays.

Inspector: An authorized representative of the Resident assigned to make detailed inspections of the Work to determine compliance with the Contract.

In Stream Work: Any activities conducted in the water (see permits in individual contract documents.)

Laboratory: Unless the context indicates otherwise, the testing laboratory of the Authority or its designee.

Landscape Establishment Period: The period of time commencing at initial Acceptance of each planting and extending for two years, unless otherwise provided in the Contract. For a related provision, see Section 621 - Landscaping.

Landscape Establishment Period Obligations: The obligations of the Contractor and Landscape Subcontractor during the Landscape Establishment Period. Unless otherwise provided in the Contract, these obligations consist of monthly inspection and reporting from March through November of the condition of all plants installed and replacing plants that are not in a healthy, vigorous growing condition. For a related provision, see Section 621 - Landscaping.

Landscape Items: Items starting with the number "621" in the Schedule of Items.

Landscape Subcontractor: The individual or firm performing Landscape Items, generally a Subcontractor.

Lane: A strip of Roadway intended to accommodate a single line of vehicles.

Large Culvert: Any structure not defined as a Culvert or Bridge that provides a Drainage or non-drainage opening under the Roadway or approaches to the Roadway, that is over 5 feet but less than 20 feet in nominal diameter.

Liquidated Damages: An amount due and payable to the Authority by the Contractor, normally realized through a reduction of amounts to be paid to the Contractor. Said amount is calculated by multiplying a daily amount set forth in the Contract by the number of Days the Work remains Incomplete after the Contract Completion Time has expired.

Major Item: An individual Pay Item that constitutes 10% or more of the amount of the Awarded

Contract, calculated using the Contractor's Bid prices and the estimated quantities contained in the Bid Documents.

Material: Any substance specified for use in the construction of the Project and related approaches.

Minor Item: All Pay Items that are not Major Items.

Minor Span: Same definition as Bridge, except having an opening of at least 10 feet, but less than 20 feet.

Modification: See Contract Modification.

National Highway System (NHS): A system of Interstate Highways and major collectors specifically designated by the Federal Highway Administration. It includes the Interstate System, other urban and rural principal arterials, highways that provide motor vehicle access between the NHS and major intermodal transportation facilities, the defense strategic highway network, and strategic highway network connectors.

Non-conforming Work: All Defective, Unauthorized, or Uninspected Work.

Notice of Award: A written notice to the Contractor stating that the Contract has been executed.

Notice of Intent to Award: Written transmittal by the Authority to an Apparent Successful Bidder, following approval of an Award by the Authority's Board or Executive Director, of either of the following: (1) the Contract Documents or (2) Notice, which may be by electronic mail, that the Contract Documents are available for the bidder to pick up at the Authority. See Section 103.4 – Notice of Intent to Award

Notice to Contractors: The advertisement or invitation for Bids issued by the Authority.

Offer: A response to a solicitation that, if accepted, would bind the offeror to perform the resultant Contract. Submission of a Bid constitutes an Offer by the Bidder.

Order: A directive from the Authority requiring compliance by the Contractor.

Owner: The legal or record Owner of the property on which the Project is to be constructed.

Partnering: See Section 104.4.1 - Partnering.

Pavement Structure: The combination of subbase, base course, and surface course placed on a subgrade to support the traffic load and distribute it to the roadbed.

A. Base Course- One or more layers of specified Material thickness placed on a subbase or a subgrade to support a surface course.

B. Subbase- Layers of specified Material thickness placed on a subgrade to support a base course.

C. Surface Course- The top layer(s) of a Pavement Structure designed to accommodate the traffic load, resist skidding, traffic abrasion, and the disintegrating effects of climate. This layer is sometimes called the "Wearing Course."

Pay Item: An item of Work set forth in the Schedule of Items for which the Contractor must provide a price.

Payment Bond: The security furnished by the Contractor and its Surety to guarantee payment of all obligations incurred by the Contractor related to the Contract. For a related provision, see Section 110.2.1 - Bonds.

Performance Bond: The security furnished by the Contractor and its Surety to guarantee performance of the Work in Conformity with the Contract. For a related provision, see Section 110.2.1 - Bonds.

Physical Work: All Work specified in the Contract that affects the physical environment including all Work within the Project Limits, final cleaning up and finishing, and Completion of Punch List Items as provided in Section 107.9 - Project Closeout, and removal of traffic control devices.

Plans: When the context so indicates, "Plans" means applicable construction drawings including plan, profile, typical cross sections, Working Drawings, Standard Details, Supplemental Standard Details, and supplemental Drawings or exact reproductions thereof or electronically displayed equivalents, that show the location, character, dimensions, and details of the Work. Where the context so indicates, "Plan" may also mean a detailed process, program, or method worked out beforehand for the accomplishment of an objective. Examples include QCP, the SEWPCP, the TCP, Safety Plan, and Project specific emergency planning.

Prequalification Procedure: The current procedure and requirements observed by the MaineDOT in its prequalification of Contractors, including but not limited to the requirements contained in the current version of the MaineDOT's Contractor's Prequalification Procedure first adopted by the MaineDOT in April 1998 and administered through the MaineDOT's Contracts Section.

Process Control Test: Test performed at the source of supply of Material to determine whether the Material meets the Specification prior to Delivery.

Profile Grade: The trace of a vertical plane intersecting the top of the wearing surface, usually

along the longitudinal centerline of the roadbed. Profile Grade means either elevation or gradient of such trace according to the context.

Progress Meeting: See Section 104.4.3 - Progress Meetings.

Project: The infrastructure improvement being constructed, rehabilitated, or repaired, together with all appurtenances and Incidentals. All the Work to be performed under the Contract.

Project Limits: Areas within the Right-of-Way or Construction Limit Lines shown on the Plans or otherwise indicated in the Contract. If no Project Limits are indicated in the Contract, the Project Limits shall be the area actually occupied by the Bridge, Highway, or other infrastructure before construction extending to and including (A) the area outside the Shoulders and ditch lines and within any landmarks or historic features such as fences, fence posts, tree rows, stone walls, corner stones, or other monuments indicating the boundary line, or (B) in the absence of any landmarks or historic features, Sidewalks, Shoulders, and ditch lines to the top of cuts or toe of fills. For a related Maine statute, see 23 MRSA § 653.

Project Manager: The Authority's duly authorized representative for overall coordination of the Project.

Project Records: Records or data of any type on any media including those produced by the Contractor or its consultants, Subcontractors, suppliers, or manufacturers that are related to the Project. Project Records include, but are not limited to, Plans, Working Drawings, Specifications, manufacturer's recommendations, catalog cuts, daily time reports, records of Force Account Work, schedules and scheduled updates or revisions, quality control Plans and related documentation, inspectors' reports, traffic control Plans and log, safety program and incident reports, soil erosion and water pollution control Plans and log, employment records, payrolls, internal accounting records, equal opportunity and affirmative action records, preconstruction conference records, Progress Meeting records, Partnering records, correspondence, e-mails, and any other documents related to the Work.

Proposal: A Bid or other response to a Request for Proposals.

Proposer: The entity submitting a Proposal.

Punch List: See Sections 107.9.2 - Notice/Inspection/Punch List and 107.9.3 - Notices/ Final Inspections/Physical Work Completion.

Quality Assurance (QA): All planned and systematic operations to ensure that the operation, material, and/or end product meets Specifications. Quality Assurance may include, but is not necessarily limited to the following:

- A. Approval and oversight of the Contractor's Quality Control Plan
- B. Review of inspector, sampler, tester, and Laboratory qualifications
- C. Inspection for Conformity with Contract requirements
- D. Contractor Quality Control

- E. Acceptance Testing, and
- F. Independent Assurance.

Quality Control (QC): Planned and specified actions or operations necessary to produce an end product that Conforms to the quality requirements of the Contract. Unless otherwise specified, QC includes inspection and testing for process control to the extent determined necessary by the Contractor. Quality Control is also referred to as Process Control.

Quality Control Plan (QCP): The program and documentation of that program, approved by the Authority, which specifies the actions, inspection, sampling, and testing necessary to keep production and placement operations within Specifications, including provisions to quickly determine when an operations becomes out of control and those actions that the Contractor will take to restore compliance.

Receipted Bill: Written Evidence provided by the Contractor that the cost of materials has actually been paid by the Contractor. This could take the form of a copy of a cancelled check, a copy of an invoice with written verification from the Subcontractor that the bill has been paid or a written declaration from the Subcontractor, on its letterhead, that the bill has been paid.

Received or Receipt: When considering documents, unless the context indicates otherwise, Receipt by regular US mail, overnight courier, service in hand, or by fax or electronic transmission with confirmation of Receipt originating from the recipient. If Delivered by regular US mail, notices that are properly addressed will be deemed Received three Days after mailing, unless the recipient admits earlier Receipt, in which case Receipt will be the date admitted.

Reference Stake: A stake set beyond the proposed grading areas for use as a control for the new construction.

Related Entities: All general partners, joint venturers, parent firms, subsidiaries, or sister firms that are, in the Authority's judgment, owned or controlled by the Bidder or other entity under consideration.

Request for Proposal: The Authority's solicitation for Proposals, including the Notice to Contractors and other documentation furnished or made available to potential Proposers.

Resident: The Authority's on-site representative.

Right-of-Way: A general term denoting land, property, or interest therein, usually in the form of a strip, acquired for or devoted to the Project or other purposes.

Road: A general term denoting a public way for purposes of vehicular travel, including the entire area within the Right-of-Way.

Roadbed: The graded portion of a Highway within top and side slopes, prepared as a foundation for the Pavement Structure and Shoulders.

Roadside: A general term denoting the area adjoining the outer edge of the Roadway. Extensive areas between the Roadways of a divided Highway may also be considered Roadside.

Roadside Development: Those items necessary to complete the Highway that provide for the preservation of landscape Materials and features; the rehabilitation and protection against erosion of all areas disturbed by construction through seeding, sodding, mulching, and the placing of other ground covers; and such suitable planting and other improvements as may increase the effectiveness and enhance the appearance of the Highway.

Roadway: The portion of a Highway, including Shoulders, for vehicular use. A divided Highway has two or more Roadways.

Schedule of Items: A document containing the list of items of Work provided in the Bid Documents on which the Contractor provides prices. The Schedule of Items is a Special Provision.

Schedule of Work: A written Work schedule submitted and maintained by the Contractor by which the Contractor Plans and prosecutes the Work. The Schedule of Work contains dates of commencement and Completion of various items of Work within the Contract Time and all authorized extensions. For a related provision, see Section 107.4.2 - Schedule of Work Required.

Shop Drawings: See Working Drawings.

Shoulder: The portion of the Road or Roadway that is contiguous with the traveled Way and that is provided for accommodation of stopped vehicles, emergency use, and lateral support of base and surface courses.

Sidewalk: A way constructed primarily for the use of pedestrians.

Skew or Skew Angle: The acute angle formed by the intersection of the line normal to the centerline of the Roadway or the Working line of the Superstructure with a line parallel to the face of the Substructure or in the case of structural plate units and Culverts, with the centerline of the structural plate units and Culverts.

Special Provision: Revisions to the Standard and/or Supplemental Specifications applicable to an individual Project or Contract.

Specifications: A written or electronic textual compilation of provisions and requirements for the performance of the Work, including incorporations by reference.

Standard Details: Detailed Drawings published and approved by the Authority for general application and repetitive use.

Standard Specifications: Maine Department of Transportation Standard Specifications and Standard Details for Construction Revision of 2014.

State: The State of Maine acting through its authorized agencies and representatives.

Street: A general term denoting a public way for purposes of vehicular travel, including the entire area within the Right-of-Way.

Structures: Bridges, Culverts, catch basins, drop inlets, retaining walls, cribbing, manholes, end walls, buildings, sewers, services pipes, underdrains, foundation drains, and other manufactured features.

Strut: See Large Culvert

Subcontractor: An individual, firm, corporation, limited liability company, partnership, joint venture, sole proprietorship, or any other entity to whom the Contractor or a Subcontractor contracts a portion of the Work. A subcontracting arrangement shall be considered to exist when a person or firm assumes an obligation through a written contract for performing part of the Work using its own Equipment and Workers, procuring its own Materials and supplies, and furnishing its own supervision with only general overall supervision being exercised by the prime Contractor or higher tier Subcontractors. Unless the context indicates otherwise, Subcontractors include suppliers, vendors, fabricators, and any other entities which contract to perform any portion of the Work.

Subgrade: The top surface of a Roadbed upon which the Pavement Structure, Shoulders, and curbs are constructed.

Subgrade Treatment: Modification of Roadbed Material by stabilization.

Substantially Conform or Substantial Conformity: Substantially Conform or Substantial Conformity means that the Work at issue, though not in strict accordance with the Plans, Specifications, or other Contract requirements, Conforms sufficiently to the applicable standard such that it may be acceptable to the Authority (possibly with a credit to the Authority) and not require removal, as determined by the Authority. For a related definition, see Conformity. For a related provision, see Section 106.8.1 - Substantially Conforming Work.

Substructure: All of that part of the Structure below the bearings of simple and continuous spans, skewbacks of arches, and tops of footings of rigid frames, together with the backwalls, parapets, and wingwalls of abutments.

Superintendent: The Contractor's authorized on-site representative who is in charge of and responsible for the Work.

Superstructure: Excluding backwalls, wingwalls and wing protection railing, the portion of the Structure above: the bearings of simple and continuous spans; the skewbacks of arches; the top of footings of rigid frames.

Supplemental Liquidated Damages: Liquidated Damages for additional costs resulting from Contractor's failure to complete a specific Work item, phase, or milestone within the time specified in the Contract for that item. Supplemental Liquidated Damages are in addition to and separate and distinct from Liquidated Damages.

Supplemental Specification: Approved additions or modifications to the Standard Specifications.

Supplemental Standard Details: Approved additions or modifications to the Standard Details.

Surety: The corporation, limited liability company, partnership or individual, or other entity, other than the Contractor, that executes or is obligated under a Contract Bond or Bid Bond.

Traveled Way: The portion of the Roadway that is intended for the movement of vehicles, exclusive of Shoulders and auxiliary Lanes.

Turnpike: The entire toll highway, including all approaches, bridges, interchanges, toll facilities and structures owned by the Maine Turnpike Authority.

Unacceptable Work: All Work that does not Substantially Conform to the Contract as determined by the Authority.

Unauthorized Work: Work performed without providing the Resident with reasonable notice of the date and time that the Work is to be performed, Work performed contrary to the instructions of the Authority, or any Extra Work performed without written Contract Modification or Agreement. For a related provision, see Section 106.8.3 - Unauthorized Work.

Uncontrollable Events: Events or acts that were unforeseeable at the time of Bid submission and that were beyond the Contractor's control in that the risk of the event or act could not have been prevented or managed by the Contractor with proper planning, coordination, Subcontractor management, insurance, bonding, maintenance, erosion control, traffic control, security precautions, Workers or Equipment. Uncontrollable Events are of two types: (A) severe weather events that meet the requirements of the first sentence of this definition and/or (B) non-weather events that meet the requirements of the first sentence of this definition which might include acts by foreign enemy, quarantine restrictions, strikes not involving the Contractor, action or inaction by governmental authorities, action or inaction by Utility Companies or other third parties (not Subcontractors) working on Project related Work within the Project Limits, and freight embargoes. Uncontrollable Events specifically do not include: fires (unless caused by a weather

event described in this definition above), acts by other third parties including vandals and members of the traveling public, non- performance of Subcontractors (except in cases of unforeseeable, permanent, and complete cessation of all operations by the Subcontractor for reasons unrelated to the Contractor), and difficult, but foreseeable weather for the location and time of the Work including but not limited to cold, snow, and ice in the winter, flooding caused by snow melt and rain in the spring, rain in the fall, and thunderstorms in the summer.

Uninspected Work: Work that was performed without inspection by the Authority.

Unit Price: The price for one unit of Work submitted by the Bidder in its Bid.

Utility Companies: All persons or entities set forth in 35-A MRSA §2501(2).

Utility Facilities: All Structures, facilities, Equipment, and all appurtenances thereto used by Utility Companies including, but not limited to, poles, wires, support poles, guys, anchors, water pipelines, sewer pipelines, gas pipelines, all other pipelines, fire alarms, service connections, meter boxes, valve boxes, light standards, cableways, Conduits, signals, and manholes.

Value Engineering Change Proposal: See Section 109.6 - Value Engineering.

Wetlands: Areas inundated or saturated by surface or ground water at a frequency and duration sufficient to support, and that under normal circumstances do support, a prevalence of vegetation adapted for life in saturated soil conditions.

Winter Suspensions: See Section 107.5.1 - Winter Suspensions.

Work: All labor, services, personnel, Materials, Equipment, tools, supplies, and Incidentals required or indicated by the Contract in Conformity with the same. For a related provision, see Section 105.1 - Intent of the Contract.

Working Day: A calendar day, exclusive of Saturdays, Sundays, holidays and the period from November 15th to May 15th inclusive, on which weather and other conditions not under the control of the Contractor will permit construction operation to proceed for 70% of the hours of the usual working day with normal working force.

Saturday shall be considered one half of a working day if the Contractor works 2 or more hours during the forenoon. If the Contractor extends work after 12 o'clock noon after working 2 or more hours during the forenoon, it shall be considered as one working day. If after approval, work is performed on a Sunday or Holiday, the day shall be considered a working day. Work necessary either for the safety of the traveling public or maintenance, performed on Sundays or Holidays, which is neither caused by nor resulting from any fault of the Contractor, shall not be considered a working day.

The Contractor shall not work during the period from ½ hour after sunset to ½ hour before sunrise, unless otherwise approved by the Resident.

Working Drawings: Plans, sketches, or Drawings provided by the Contractor, or its Subcontractors, vendors, or fabricators for the purpose of supplementing the Plans provided in the Bid Documents and being necessary to demonstrate that the Work will comply with the Contract and meet the intent of the Contract. Working Drawings shall be of sufficient detail to meet the purpose set forth in the preceding sentence. Examples include Shop drawings, erection Plans, falsework Plans, cofferdam Plans, and bending diagrams for reinforcing steel.

101.3 General Rules of Interpretation

101.3.1 Meaning of "Approved," Etc. - Unless the Contract clearly indicates otherwise, whenever anything is to be done or is not to be done unless "approved", "accepted", "acceptable", "authorized", "ordered", "required", "determined", "directed", "specified", "designated", "established", "suitable", "satisfactory", "sufficient", "unacceptable", or a similar word or phrase, the word or phrase shall be interpreted as if it were followed by the words "by the Authority" or "to the Authority" as applicable.

101.3.2 Referenced Publications - The Contractor is responsible for obtaining all manuals, Specifications, reference guides, or other publications referenced or indicated by the Contract and performing the Work in Conformity with the same. Unless a specific date or version is specified, the Contractor shall use the most recent version of such publication that existed at the time the Bid was submitted.

101.3.3 Cross References - Cross-references are sometimes provided in the Contract. (Example: "For a related provision, see Section "). These cross-references are provided for convenience only and are not a comprehensive listing of related Sections. The lack of a cross reference or an incorrect reference shall not be interpreted as indicating that there are no related provisions and does not relieve the parties of the obligation to read the Contract as a whole.

101.3.4 Headings and Tables of Contents - All headings, indices, titles, and tables of contents are for convenience only. They do not control interpretation and do not relieve the parties of the obligation to read the Bid Documents or Contract as a whole.

101.3.5 Calculated Dimensions Control - In the case of discrepancy between calculated dimensions and scaled dimensions, calculated dimensions shall control.

101.3.6 Priority of Conflicting Contract Documents - If the Contractor discovers any ambiguity, error, omission, conflict, or discrepancy ("ambiguity, etc.") related to the Contract Documents that may significantly affect the cost, quality, Conformity, or timeliness of the Work, the Contractor must comply with Section 104.3.3 - Duty to Notify Department If Ambiguities Discovered. In the case of ambiguity, etc., the following components of the Contract Documents shall control in the following descending order of priority:

Bid Amendments (most recent to least recent)

Project Specific Permit Requirements
Special Provisions
Notes on Plans Issued for Bidding
Plans Issued for Bidding
Supplemental Specifications
Supplemental Standard Details
Standard Specifications
Standard Details

101.3.7 Multiple Pay Items - When there is more than one Pay Item for similar Work governed by one Specification, the item number in the Specification may be appended with additional digits to differentiate such multiple Pay Items. For example, Specification item 900.06 also covers Pay Items 900.061, 900.062, 900.0601, and 900.0602, etc. unless the context clearly indicates otherwise.

SECTION 102 - BIDDING

Scope of Section This Section includes requirements related to eligibility to Bid and the Bidding process from advertisement for Bids, through Bid Opening, to the analysis of Bids.

102.1 Eligibility to Bid

102.1.1 Basic Requirements - To be eligible to Bid, prospective Bidders must (A) not have been debarred or suspended from Bidding by the Authority or MaineDOT, and (B) not be in Default with respect to any outstanding Contract with the Authority or MaineDOT, unless the Authority grants written permission to Bid despite such Default. For related provisions, see Sections 102.9 - Bid Opening and 103.3 - Post-Bid Qualification.

102.2 Notice to Contractors - A Notice to Contractors will provide a solicitation or an invitation to bid.. Such Notice will contain a brief and general description of the nature and location of the Work and information about how to Bid and how to provide any prequalification requirements.

102.3 Examinations of Documents, Site and Other Information - Before submitting a Bid, the Bidder is responsible for: (A) obtaining and examining the Plans, Specifications, all Bid Amendments, and all other Bid Documents; (B) examining the Geotechnical Information and all other information provided or referenced in the Bid Documents; (C) examining the site(s) of Work and making other examinations and investigations that are needed to Make the Bidder fully aware of the conditions that would be encountered in performing the Work, and (D) communicating with the Authority as provided in Section 102.5 - Communication Before Bid Opening. For a related provision, see Section 102.7.2 - Effects of Signing and Delivery of Bid.

102.3.1 Geotechnical Information - Bidders and Contractors are obligated to examine and, if necessary, obtain geotechnical information. If one exists the Authority's project geotechnical report will be made available, either on the Authority's website or otherwise.

The Authority shall not be responsible for the Bidders' and Contractors' interpretations of or estimates or conclusions drawn from the Geotechnical Information. Data provided may not be representative of the subsurface conditions between the boring locations.

This section does not diminish the duties imposed upon parties in Section 102 or in any other sections.

102.4 Estimated Quantities - Quantities shown in the Bid Documents are estimates; only to be used for the preparation and comparison of Bids. For related provisions, see Sections 109.1- Changes in Quantities and 109.2 - Elimination of Items.

102.5 Communication Before Bid Opening

102.5.1 Questions From Bidders - All questions from Bidders must be transmitted as described in the Notice to Contractors.

102.5.2 Bidder's Duty To Notify Authority If Ambiguities Discovered - Bidders shall not take advantage of any ambiguity, error, omission, conflict, or discrepancy ("ambiguity, etc.") relating to the Bid Documents, Geotechnical Information, site conditions, or any other information that may significantly affect the cost, quality, Conformity, or timeliness of the Work. If a Bidder discovers any such ambiguity, etc., it must notify the Bid Contact Person immediately in writing. Failure to provide such notice constitutes a waiver of any claim for entitlement for additional compensation or time related to such ambiguity, etc.

102.5.3 Bid Amendment - The Authority will interpret or modify the Bid Documents only by written Bid Amendment or other writing issued by the Authority. The Authority is not bound by any other oral or written representations, including information exchanged verbally at pre-Bid meetings. The Authority will issue written Bid Amendment in response to questions from Bidders when the answers: (A) relate to ambiguous, incorrect, or missing information in the Bid Documents; (B) are not apparent to Contractors experienced in the type of Work covered by the potential Contract; and (C) could have a significant impact on the cost, quality, Conformity or timeliness of the Work. For a related provision, see Section 102.5.1 - Questions From Bidders.

102.6 Bid Guaranty - Bids must be accompanied by a Bid Guaranty that complies with all the requirements of this Section, unless noted otherwise in the Notice to Contractors and the Bid Documents.

No Proposal will be considered unless accompanied by a Bid Guaranty in the form of an original bid bond, certified or cashier's check in favor of the Maine Turnpike Authority, in the

amount of not less than five (5%) percent of the Total Amount of the Proposal, except that the amount of the check or Bid Guaranty shall not be less than \$500.00. Solicitations do not require a Bid Guaranty.

Bid Bonds must be: (A) issued by an insurance company licensed or approved by the State of Maine, Department of Business Regulation, Bureau of Insurance, to do business in the State of Maine; (B) properly signed by the Bidder (as Principal) and a duly authorized representative of the insurance company referenced above, and (C) on the Authority's Bid Bond form (or an exact copy thereof) OR must not contain any significant variations from said form as determined in the sole discretion of the Authority.

102.7 Delivery of Bids

102.7.1 Location and Time - The Proposal and the Bid Guaranty shall be enclosed in a sealed envelope and shall bear on the outside, the name and address of the Bidder as well as the designation of the Project as named in the Proposal form. Proposals will be received at the place and time stated in the Notice to Contractors, Solicitation, or Addendum as determined by the Authority. Proposals received after the time for opening of bids will be returned to the Bidder unopened. See also Subsection 102.11, Bid Responsiveness.

102.7.2 Effects of Signing and Delivery of Bids

- A. Offer and Agreement to Pre-execution Terms: The signing and Delivery of a Bid represents: (1) an offer by the Bidder to perform the Work for the price(s) submitted within the time(s) specified and in Conformity with all provisions of the Bid Documents; and (2) the Bidder's Agreement to all the provisions of the Bid Documents governing requirement and procedures applicable before Contract Execution. The Bidder's offer shall be irrevocable until the expiration of the time for Contract Execution by the Authority set forth in Section 103.8, except as provided in Sections 102.8 and 102.10 regarding withdrawal of Bids.
- B. Bidder Representations: By signing and Delivering a Bid, the Bidder represents that: (1) the Bidder has performed the examinations required by Section 102.3 - Examinations of Documents, Site and Other Information; (2) the Bidder has given the Authority written notice of all ambiguities, etc. discovered by the Bidder as required by Section 102.5.2 – Bidder's Duty to Notify Department if Ambiguities Discovered; and (3) the Bidder has sufficient knowledge of the Bid Documents, Geotechnical Information, the site, and other conditions to properly price, schedule, plan, and perform the Work.

102.8 Withdrawal of Bids Before the Time Specified for Bid Opening A Bidder may withdraw a Bid after Delivery, provided the request for such withdrawal is made in writing or in person before the time set for Bid Opening in the Notice to Contractors. The Bidder may revise and resubmit a Bid so withdrawn before the time specified for Bid Opening.

102.9 Bid Opening Bids will be opened at the time and place specified in the Notice to Contractors or any applicable Bid Amendments. Unit and lump sum prices are available for inspection by the Bidders after the Bid Opening process.

Accordingly, the Authority may reject a Bid as non-responsive and/or determine a Bidder is not responsible or ineligible to Bid even if that Bidder's Bid is read at Bid Opening.

102.10 Withdrawal of Bids in Multiple Bid Context Bids may not be withdrawn after the time of Bid Opening, except under the limited circumstance set forth in this Section 102.10.

If a Bidder has submitted Bids on multiple Projects that have the same Bid Opening time, and if after the reading of Bids the Bidder has submitted the apparent low Bid on one Project, then the Bidder may withdraw any Bids on other Projects for which no Bids have yet been read. Such a request for withdrawal must be made in person or in writing. Bids withdrawn will not be considered. The Bidder assumes sole responsibility for the risk that the Bidder's apparent low Bid is ultimately rejected as non-responsive or that the Bidder is later determined to be not responsible.

102.11 Bid Responsiveness

102.11.1 Non-curable Bid Defects The Authority **WILL REJECT** Bids as non-responsive if ANY ONE of the following occurs.

- A. The Bid and Bid Guaranty are not Delivered to the precise location and by the precise time set forth in the Notice to Contractors or any applicable Bid Amendment.
- B. The Bidder is not eligible to Bid as set forth in Section 102.1 - Eligibility to Bid.
- C. The Bid is not signed by a duly authorized representative of the Bidder.
- D. A Bid Guaranty Conforming to Section 102.6 - Bid Guaranty is not submitted.
- E. The unit price and bid amount is not provided or a lump sum price is not provided or is illegible as determined by the Authority.
- F. The Bidder fails to indicate the Bidder's choice where the Bid Documents clearly require a choice affecting the bid amount.
- G. The Bid contains any conditional or alternate Bidding language including the right to accept or reject an Award of the Contract.
- H. The Bidder submits more than one Bid for the same Contract, or the Bidder and any Related Entity each submit a Bid for the same Contract.

- I. The Authority has substantial evidence of collusion by the Bidder.
- J. The Bidder fails to comply with any provision in the Bid Documents that expressly indicates that such non-compliance will cause Bid rejection.
- K. When A plus B bidding is specified, the bid does not contain the number of Calendar Days bid to complete the work
- L. The Bid is not submitted on the most current forms provided by the Authority or identical copies thereof

The Bidder will have no opportunity to cure the above Non-curable Bid Defects.

102.11.2 Curable Bid Defects - Unless the Authority waives a curable Bid defect, the Bidder must cure, within the time stated in the written notice by the Authority, but not less than 24 hours, all other Bid Defects not listed in Section 102.11.1 - Non-curable Bid Defects that are identified by the Authority. Failure to cure such Defects within said time may result in forfeiture of the Bidder's Bid Guaranty. Upon such failure, the Authority may take any action in the best interests of the Authority including those set forth in Section 103.6 - Failure to Fulfill Award Conditions.

Such curable Bid Defects include, but are not limited to, the following.

- A. Missing total sum of the items provided in the Schedule of Items.
- B. The prices or signatures on the Bid or Bid Guaranty are not in ink or other non-erasable substance.
- C. Failure to acknowledge Receipt and consideration of all Bid Amendments.
- D. All other Defects that do not create a significant question as to the Bidder's total Bid amount or the Bidder's ability to complete the Work within the Contract Time or otherwise in accordance with the Contract terms, as determined by the Authority.

Bids that the Authority determines, in its sole discretion, create a significant question as to the Bidder's ability or will to complete the Work within the Contract Time or otherwise in accordance with the Contract terms will be treated as non-curable defects. Materially unbalanced bids may fall into this category, depending on the circumstances.

Contractors prequalified for the general category stated in the Notice to Contractors may be determined non-responsive by the Authority based on recent or new data provided since the last determination of prequalification for that Contractor.

If the Authority rejects a bid as non-responsive it may take any action that is in the best interests of the Authority including but not limited to those set forth in Section 103.6 - Failure to Fulfill Award Conditions.

SECTION 103 - AWARD AND CONTRACTING

Scope of Section This Section includes requirements related to the final determination of Bid responsiveness and Award and execution of the Contract.

103.1 Analysis of Bids

103.1.1 Unit Prices Govern - After Bid Opening, the Authority will review the mathematics of all apparently responsive Bids. In the event of a discrepancy between (A) unit and lump prices and (B) extensions and/or the total Bid Price, the unit and lumps sum prices shall govern and the total Bid Price will be adjusted accordingly.

103.1.2 Unbalanced Bids

A. Definitions: An Unbalanced Bid is a Bid that is Mathematically Unbalanced and that may also be Materially Unbalanced. Mathematically Unbalanced means a Bid containing lump sum or Unit Prices, which do not reflect reasonable direct costs plus a reasonable proportionate share of the Bidder's anticipated profit, overhead costs, and other indirect costs. Materially Unbalanced means a Mathematically Unbalanced Bid, which, in the Authority's judgment, generates a doubt that said Bid will represent the lowest ultimate cost to the Authority.

B. Comparison and Possible Bid Rejection: The Authority will compare the price of items contained in the Bid of the Apparent Successful Bidder with the estimate prepared by the Authority. If the Bid is Mathematically Unbalanced, the Authority may, in its discretion, notify the Apparent Successful Bidder and request an explanation. There shall be no negotiation or changes in prices. If the Bidder fails to provide a reasonable explanation, and if the Authority finds the Bid is Materially Unbalanced, the Authority may reject the Bid as non-responsive and may take any action that is in the best interests of the Authority including those set forth in Section 103.6 - Failure to Fulfill Award Conditions.

103.1.3 Waiver of Defects and Technicalities; Right to Reject Bids - The Authority reserves the right to reject any or all Bids and to advertise for new Bids if doing so is in the best interest of the Authority. The Authority reserves the right to waive curable defects and other technicalities without notice to any party. Refer to section 102.11.2 for Curable Bid Defects.

103.2 Return of Bid Guaranty - Bid Bonds will not be returned unless so requested. Bid Guaranties other than bonds will be returned within 7 Days following Bid Opening, except that the Bid Guaranties from the two lowest responsive Bids from responsible Bidders will be

retained until Contract Execution or rejection of all Bids.

103.3 Post-Bid Qualification

103.3.1 PreQualification Requirement for Award - If the Notice to Contractors lists a PreQualification requirement, the Apparent Successful Bidder must successfully complete the prequalification process as a condition of Award. The Authority may, in its sole discretion, substitute the process described in subsection 103.3.1.1 for the Prequalification Procedure, or require compliance with that process in addition to the Prequalification Procedure.

103.3.1.1 Notice and Information Gathering - After Bid Opening and as a condition for Award of a Contract, the Authority may require an Apparent Successful Bidder to demonstrate to the Authority's satisfaction that the Bidder is responsible and qualified to perform the Work. The Authority may require this demonstration regardless of whether the Notice to Contractors listed a Prequalification requirement. If such information is required, the Authority, or the Authority's agent, will contact the Apparent Successful Bidder and request specific information. If requested by the Apparent Successful Bidder, this request can be in writing. The Apparent Successful Bidder shall respond to the request within 24-hours (one work day) unless both parties agree in writing to extend the deadline.

103.3.2. Notice of Determination - If the Authority determines that a Bidder is "Not Qualified", the Authority or its representative will notify the Bidder in writing of its determination. The notice will set forth the specific reasons therefore to the extent practical. Such reasons may include the following:

- A. Default(s) or termination(s) on past or current Contracts.
- B. Failure to pay or settle all bills for labor, Materials or services on past or current Contracts.
- C. Failure to provide Closeout Documentation on past or current Contracts.
- D. Failure to fulfill warranty obligations on past or current Contracts.
- E. Failure to comply with directives of the Authority or the MaineDOT on past or current Contracts.
- F. "Below Standard" performance as determined from the MaineDOT's Contractor's Performance Rating process.
- G. Inability of the Contractor to obtain or retain performance or Payment Bonds meeting MDOT requirements.
- H. Failure to accept an Award of a Contract made by the Authority or the MaineDOT to the Contractor.

- I. Making materially false, deceptive, or misleading Statements or omissions, whether or not under oath, regarding a claim on prior Contracts or in connection with a prequalification process.
- J. Failure to provide information requested by the Authority pursuant to this Section 103.3.
- K. Any of the reasons contained in Section 102.02 of the "Rules Regarding Debarment of Contractors", Maine Department of Transportation Register 17-229, Chapter 102 (October 2, 1985).
- L. Debarment or suspension by any federal, State, or local governmental procurement agency or the Contractor's Agreement to refrain from Bidding as part of the settlement with any such agencies.
- M. Other serious misconduct that the Authority determines will substantially and adversely affect the cost, quality or timeliness of Work, or the safety of Workers or the public.
- N. Bidder has previously performed Work for the State or the Authority in an unsatisfactory manner.
- O. Bidder does not have the capacity to perform the required Work in the opinion of the Authority.
- P. This Project combined with other projects committed to by the Bidder puts him in excess of his capacity in the opinion of the Authority.
- Q. Reasonable grounds for believing that the Bidder is interested in more than one Proposal for the Work contemplated.
- R. Developments arise which, in the opinion of the Authority, adversely affect the Bidder's responsibility.
- S. Lack of qualifications as determined by the Authority.

The Maine Turnpike Authority Board or Executive Director must approve the Award of Contract. Once approved, the Contractor will be provided with a "Notice of Intent to Award." See Subsection 103.4.

103.3. 3. Appeal - To appeal a "Not Qualified" determination, the Bidder must Deliver a written "Request for Appeal of Qualification Determination" to the Authority's Chief Operations Officer within 48 hours of Receipt of such determination. The Chief Operations Officer or the Chief Operations Officer's designee will grant such Requests for Appeal unless

the Authority reasonably determines that Delay of Award pending appeal is likely to cause substantial harm to the interests of the Authority. If the Request for Appeal is denied the determination of "Not Qualified" is upheld and the Award process will proceed without the unqualified Bidder.

If the Request for Appeal is granted, the Bidder and the Chief Operations Officer must Deliver to the Executive Director or the Executive Director designee any information or arguments that the parties want considered within 14 Days of Receipt of a "Not Qualified" determination.

Within 14 Days of Receipt of such information and arguments, the Executive Director will notify the Bidder in writing as to whether the decision of "Not Qualified" is upheld, modified, or reversed. The Executive Director's decision is final.

After a final determination of "Not Qualified" the Bidder's Bid Guaranty will be returned and the Bidder will be ineligible to bid on future MTA Contracts until the Bidder has been determined "Qualified" by the Maine Turnpike.

103.4 Notice of Intent to Award - Within five (5) days of the Maine Turnpike Authority Board or Executive Director approval of a Contract Award, the Authority will transmit to the Apparent Successful Bidder a Notice of Intent to Award. .

103.5 Award Conditions - The Apparent Successful Bidder must provide and/or perform all of the items listed in this Section 103.5 within 14 Days of Receipt of the Notice of Intent to Award. Unless indicated otherwise, all items must be Delivered to the Authority's Purchasing Manager.

103.5.1 Performance and Payment Bonds Performance and Payment Bonds complying with Section 110.2.1 - Bonds.

103.5.2 Insurance Certificates - Certificates of Insurance complying with Section 110.3 - Insurance.

103.5.3 Non-Resident Contractor Requirements -

A. Definition A Non-Resident Contractor is defined as a Contractor that is: (A) any person who is not a Resident of the State of Maine, or (B) any firm, corporation, limited liability company, partnership, joint venture, sole proprietorship, or other entity which (A) is not licensed to do business within the State of Maine, or (B) does not have a principal place of business within the State of Maine.

B. Requirements If a Non-Resident Contractor, the Apparent Successful Bidder must file with the Authority a copy of a written appointment of an attorney admitted to practice in the State of Maine having a place of business within the State. The appointment must: (A) set forth the attorney's business and personal addresses, and business

telephone and fax numbers, (B) name said attorney to be the true and lawful attorney of the Non-Resident Contractor, (C) set forth that the Contractor agrees that any lawful process which is served on said attorney shall have the same legal force and validity as if served on the Contractor, (D) set forth that the appointment shall continue in force as long as any potential liability in any way related to the Work or the Contract remains or until the Authority receives written notice of a change of appointment Conforming to this paragraph, (E) provide that service of such process may be made by leaving a copy of the process in the hands or in the office of the Resident attorney and that such service will be effective upon the Non-Resident Contractor, as if service were made in accordance with Rule 4 of the Maine Rule of Civil Procedure, and (F) provide that the Contractor expressly waives any and all defenses regarding service of process under Rule 12 of said Civil Rules or otherwise. The appointment shall be filed in the office of the Maine Secretary of State.

103.5.4 Execution of Contract By Bidder - The properly completed signed and witnessed Contract Agreement

103.5.5 Bid Escrow - If required by Special Provision, the Apparent Successful Bidder must provide a legible copy of Bid Escrow Documentation and a related Affidavit Conforming to said Special Provision. .

103.5.6 Other Conditions - The Apparent Successful Bidder must comply with all other conditions set forth or referenced in the Notice of Intent to Award. and other conditions that are described in the Contract Documents as requirements of Contract Award, including but not limited to requirements relating to Prequalification.

103.6 Failure to Fulfill Award Conditions - Failure of the Apparent Successful Bidder to fulfill all conditions of Award within the time provided or to otherwise accept an Award will result in forfeiture of the Award to the Apparent Successful Bidder and the forfeiture of the Bid Guaranty. Such Bidder will be prohibited from submitting a Bid for the Work in the event that the Work is re-advertised. Further, the Authority may refuse to accept any Bid from the Bidder on any Project for a period of two years from the date of such refusal.

The Authority may then take any action that the Authority determines is in it's best interest including Awarding the Contract to the responsible Bidder with the next lowest responsive Bid, rejecting all Bids, and/or re-advertising the Work.

103.7 Forfeiture of Award - The Authority reserves the right to stop the Award of any Contract at any time before the Contract Execution without liability if doing so is in the best interest of the Department. Any costs incurred by the Bidder before Contract Execution shall be the sole responsibility of the Bidder.

103.8 Award of Contract by Authority - Once the Contractor has met the requirements of the Notice of Intent to Award, the Authority has 14 days to execute the Contract. Execution

of the Contract of the Authority constitutes the Authority's acceptance of the Contractor's Offer and Award of the Contract. If the Authority does not execute the Contract within the required time, the Apparent Successful Bidder may withdraw its Bid without forfeiture of its Bid Guaranty or Bidding eligibility. For a related provision, see Section 107.2 - Commencement of Contract Time.

103.9 Computation and Extension of Time - In the event that a time period provided in this Section 103 concludes on a Holiday, Saturday, or Sunday, said time period shall be extended to the next Business Day.

The Authority and Apparent Successful Bidder may extend the time for the Award process, fulfillment of Award Conditions, or execution of the Contract by mutual Agreement. Unless specifically and mutually agreed to in writing, such extensions shall not extend the Contract Time or the Contract Completion Date.

SECTION 104 - GENERAL RIGHTS AND RESPONSIBILITIES

Scope of Section This Section sets forth certain rights and responsibilities of the Authority and the Contractor that are generally applicable to all Contracts. This Section is not all inclusive and additional rights and responsibilities are set forth elsewhere in the Contract.

104.1 General

104.1.1 Basic Roles of the Parties - The Contractor has the responsibility to perform all Work in Conformity with the Contract. The Authority has the authority and responsibility to assure that the Contractor does so.

104.1.2 Joint Covenants of Good Faith and Fair Dealing - This Contract imposes an obligation of good faith and fair dealing on both parties in the execution, performance, interpretation, and enforcement of the Contract. With a positive commitment to honesty and integrity, the Contractor and the Authority agree to function within all applicable laws, statutes, regulations, and Contract provisions; avoid hindering each other's performance; fulfill all Contract obligations diligently; and cooperate in achievement of the terms of the Contract. Nothing in this subsection nullifies or supersedes the express provisions of the Contract and the Standard Specifications.

104.2 Authority's General Authority and Responsibilities

104.2.1 Furnishing of Right-of-Way - The Authority will secure all necessary rights to real property within the Project Limits shown on the Plans.

104.2.2 Furnishing of Permits - Except as provided otherwise in the Contract, the Authority will furnish Permits required to perform the Work within the Project Limits. For a related

provision, see Sections 101.2 - Definition of Permits, 104.3.2 - Furnishing of Other Property Rights, Licenses and Permits and 105.8.2 - Permit Requirements.

The Contractor shall obtain the following permits, if applicable:

State Electrical and State Plumbing.

104.2.3 Authority of Resident - After Contract Execution, the Resident has the authority to take all actions needed to assure that the Contractor is performing the Work in Conformity with the Contract. Except as provided elsewhere in the Contract, the Resident will decide all questions regarding the quality and acceptability of Materials furnished, Work performed, suspension of Work, and the interpretation of the Contract. The Resident has the authority to reject Unacceptable or Unauthorized Work and refuse to approve Progress and Final Payments until the Unacceptable or Unauthorized Work is corrected. For related provisions, see Sections 106.8 - Non-conforming Work and 109.8 - Contract Modification.

The Resident is not responsible for supervising the construction Work and is not responsible for monitoring jobsite safety.

The Resident is not authorized to increase the obligation of the Authority to the Contractor, except as specifically set forth in the Specifications.

104.2.4 Authority of Residents and Inspectors - Residents, inspectors, and other Authority employees or representatives working for the Authority have the authority to make initial determinations regarding the Conformity of the Work. Unless authorized by the Program Manager, Residents or inspectors are not authorized to alter or waive the provisions of the Contract or to issue instructions contrary to the Contract. They may not act as a supervisor for the Contractor.

104.2.5 Right to Inspect Work - The Authority has the authority to inspect all Materials and every detail of the Work. For a related provision, see Section 104.3.5 - Inspection of Work.

104.2.6 Right to Suspend Work - The Authority has the right to suspend any or all Work at any time for any reason. For related provisions, see Sections 105.4.4 - Maintenance During Suspension of Work and 107.5 - Suspension of Work.

104.2.7 Damage to Project Caused By Uncontrollable Events - All repairs that are required to the Project or temporary Structures because of property damage that is directly caused by an Uncontrollable Event may entitle the Contractor to an Equitable Adjustment if the Contractor complies with the notification, documentation and procedural requirements set forth in the Contract. Delays resulting from an Uncontrollable Event will be analyzed in accordance with Section 109.5 - Adjustments for Delay. For related provisions, see Sections 101.2 - Definition of Uncontrollable Event, 104.3.10 - Responsibility for Damage to Work, 109.3 - Extra Work, 109.5 - Adjustments for Delay, 109.7 - Equitable Adjustments to Compensation and Time, and

109.8 - Contract Modification.

104.2.8 No Personal Liability - The Authority's employees and other representatives act solely as representatives of the Authority when conducting and exercising authority granted to them under the Contract. Such persons have no liability either personally or as Authority employees.

104.3 Contractor's General Authority and Responsibilities

104.3.1 General Duty to Cooperate - The Contractor shall cooperate with Authority personnel, Utility Companies, railroad personnel, marine traffic personnel, regulating agencies with jurisdiction, other Contractors, municipalities, and the public in every reasonable way possible. For a related provision, see Section 104.4 - Communication and Coordination.

104.3.2 Furnishing of Other Property Rights, Licenses and Permits - The Contractor shall acquire, at its sole expense, all property rights outside the Project Limits needed for construction staging, yarding, construction, waste disposal, or other Project-related purpose. The Contractor shall also acquire, at its sole expense, all licenses and Permits necessary to perform the Work that are not furnished by the Authority. For related provisions, see Sections 104.2.1 - Furnishing of Right-of-Way, 104.2.2 - Furnishing of Permits, 104.3.11 - Responsibility for Property of Others, and 105.8.2(B) - Permit Requirements, All Other Permits.

104.3.3 Duty to Notify Authority If Ambiguities Discovered - The Contractor shall not take advantage of any Ambiguity, error, omission, conflict, or discrepancy contained in the Contract. If the Contractor discovers any such ambiguity, etc. for which the Contractor may seek adjustments to compensation, time, or other Contract requirements, the Contractor shall provide a written notice to the Authority within 48 hours and before performing any Work related to the ambiguity, etc., as provided in Section 104.4.5 - Early Negotiation. Failure to provide such notice in compliance with the Contract shall constitute a waiver of all claims related to the ambiguity, etc.

104.3.4 Workers and Equipment - The Contractor shall at all times provide all Superintendents, forepersons, laborers, inspectors, Subcontractors, sub-consultants, Equipment, Materials, and Incidentals needed to perform the Work in Conformance with the Contractor's Schedule of Work and within the Contract Time.

Any person employed by the Contractor or by any Subcontractor or any officer or representative or agent of the Subcontractor, who, in the opinion of the Resident, is intemperate or disorderly, shall be removed immediately by the Contractor or Subcontractor employing such person. The employee shall not be employed again in any portion of the Work without prior approval from the Resident.

Should the Contractor fail to remove such person or persons as required above or fail to furnish suitable and sufficient personnel for the proper prosecution of the Work, the Resident

may suspend the Work by written notice until such orders are complied with.

During all hours of on-site activity, the Contractor shall provide an on-site, competent, English-speaking Superintendent experienced in the type of Work being performed. The Superintendent shall be capable of reading and understanding the Plans and Specifications, providing and receiving communications, and scheduling and coordinating the Work. The Superintendent shall have full authority to manage the Work in accordance with the Contract and will be responsible for managing the work of the Contractor's employees and all Subcontractor's present. Such superintendence must be provided regardless of the amount of Work being done.

All persons employed by or through the Contractor, except for registered trainees, shall have sufficient skill and experience to perform the Work properly. The Authority may require that the Contractor discharge any such person who the Authority determines jeopardizes safety of any person or successful completion of the Project without cost or liability to the Authority. If the Authority determines that such person's performance jeopardizes the intent of the Contract otherwise, the Authority may, but is not required, to notify the Contractor of such a determination. Neither the taking of any action by the Authority nor the failure of the Authority to take action under this paragraph will relieve the Contractor of its sole responsibility for safety and successful completion of the Project or otherwise affect the Contractor's duties regarding Workers, nor will it entitle the Contractor to any adjustment of compensation or time. Upon Receipt of such notice, the Contractor shall take any action it determines necessary to fulfill its obligations under the Contract. For related provisions, see Sections 104.5.4 - Discharge of Subcontractors, 105.1 - Intent of the Contract, and 105.2.3 - Joint Duty Regarding Safety.

104.3.5 Duties Regarding Inspection of Work

A. Safe Access The Contractor shall provide the Authority with safe access to all portions of the Work in Conformity with all applicable OSHA requirements. The Contractor shall furnish the Authority with all information and assistance required to make a detailed inspection. For a related provision, see Section 104.2.5 - Right to Inspect Work.

The Contractor shall furnish the Resident with every reasonable facility for ascertaining whether or not the Work is performed and the materials are furnished in accordance with the requirements and intent of the Contract. Such inspection may include mill, plant or shop inspection. If at any time before acceptance of the Work, the Resident requests it in writing, the Contractor shall remove or uncover such portion of the finished Work as directed. After examination, the Contractor shall restore said portions of the Work to the standards required by the Specifications. Should the Work exposed or examined meet the requirements of the Plans and Specifications, the uncovering or removing and the restoration of the uncovered Work shall be paid for as Extra Work except that no such payment will be made in those cases for which such removal is required by the Plans and Specifications as a part of the Work under the Project. Should the Work not meet the requirements of the Plans and Specifications, the uncovering or removing and restoration shall be at the Contractor's own expense. Any Work done or materials used without suitable supervision or inspection may be ordered to be

removed and replaced by the Contractor without extra compensation.

No Work shall be done at night, on weekends, or legal holidays, without prior notice and approval of the Resident. No night Work shall be done until the Contractor has provided an adequate and sufficient source of artificial light to permit examination by the Resident of the suitability of the materials being used and the quality and character of the workmanship.

B. Inspection By Others If any other governmental entity, Utility Company, or railroad is to pay for a portion of the Work or is otherwise authorized to inspect Work, then the Contractor must provide their representatives with safe access that Conforms to this Section 104.3.5.

104.3.6 Project Records - Upon request by the Authority, the Contractor or any other person Working for the Contractor possessing Project Records must provide the Authority with copies of Project Records at all reasonable times without cost or liability to the Authority. Unless the context clearly indicates otherwise, Project Records are the property of the Authority. The Contractor must retain Project Records for at least three years after Final Acceptance or for any applicable warranty period, whichever is longer. For related provisions, see Sections 101.2 - Definition of Project Records and 111.1.6 - Contractor's Obligation to Keep Records.

104.3.7 Laws To Be Observed - The Contractor shall keep itself informed of and comply with all applicable federal and state laws, rules, regulations, orders, and decrees ("Law") affecting the Work including all environmental, wage, labor, equal opportunity, safety, patent, copyright, or trademark laws. The Contractor shall indemnify the Authority and hold the Authority harmless against any and all claims or liabilities arising from or based upon the violation or alleged violation of any law caused directly or indirectly by or through the Contractor.

Any section of roadway open to the traveling public is a public way and subject to the applicable rules, regulations, and laws.

104.3.8 Wage Rates and Labor Laws

State Wage Rates and Labor Laws

Unless otherwise expressly provided, this contract is governed by the Prevailing Wage provisions currently codified in Title 26, Chapter 15 of the Maine Revised Statutes Annotated. If state wage rates apply the classification of construction type and related wage rates established by the Maine Department of Labor will normally be set forth by Special Provision. If not so set forth, the Contractor shall contact the Authority before Bidding to determine the applicable wage rates in accordance with Section 102.5.2 - Bidder's Duty to Notify Authority if Ambiguities Discovered. The Contractor shall pay according to said rates and shall otherwise comply with all applicable federal and State labor laws, rules, and regulations. .

Fair Minimum Wages

The hourly wage rate paid to laborers of the General Contractor and all Subcontractors shall not be less than the prevailing hourly rate of wages for Work of similar character in the State of Maine. The fair minimum hourly rates determined by the State of Maine Department of Labor for this Contract are included as part of this Contract's Special Provisions.

A copy of the Wage Determination(s) shall be provided by the Contractor to all Subcontractors on the Project. In addition, the Wage Determination(s) must be kept posted at the Work site by the Contractor and by all Subcontractors at a prominent location, easily accessible by the workers. On a Project where there is no such location, a Contractor may comply with this requirement by providing each worker with a copy of the Wage Determination(s) within the first full day that the worker works on that Project. The Contractor must be able to document that each worker has received a copy of the Wage Determination(s).

Records

The Contractor and all Subcontractors shall keep an accurate record noting:

- The name and occupation of each and all laborers, workmen, and mechanics employed by them, and all independent Contractors working under Contract to them in connection to the Project;
- Number of hours worked;
- Title of the job;
- Hourly rate or other method of remuneration for the job; and,
- Actual wages or other compensation paid to each of the laborers, workmen, mechanics, and independent Contractors.

A copy of each record must be filed monthly with the Maine Turnpike Authority. This information shall be sent directly to the Maine Turnpike Authority, Director of Engineering and Building Maintenance, Attention: Wage Rate Records, 2360 Congress Street, Portland, ME 04102. The records shall note the Maine Turnpike Contract Number.

104.3.9 Intellectual Property - If necessary in the judgment of the Authority, the Contractor must provide proof of legal right to use any intellectual property, including but not limited to designs, processes, devices, trademarks, Materials and copyrights. The Contractor indemnifies and holds harmless the Authority and any affected third party or political subdivision from all claims of infringement that arise from improper or illegal use of any intellectual property.

104.3.10 Responsibility for Damage to Work - Except as provided in Section 104.2.7 - Damage to Project Caused By Uncontrollable Events, the Contractor shall bear all risk of loss relating to the Work until Final Acceptance, regardless of cause, including completed Work, temporary Structures, and all other items or Materials not yet

incorporated into the Work. For a related provision, see Section 110.3.6 - Builders Risk Insurance.

The Contractor shall, at its sole expense, rebuild, repair, restore, or replace such damaged Work or otherwise make good any losses that arise from such damage ("rebuilding, etc."). If the Contractor fails to Promptly commence and continue such rebuilding, etc., the Authority may, upon 48 hours advance written notice, commence rebuilding, etc. of the damaged property without liability to the Authority with its own forces or with Contracted forces and all costs will be deducted from amounts otherwise due the Contractor. For the Contractor's responsibilities for the Work after Final Acceptance, see Section 106.9 - Warranty Provisions.

104.3.11 Responsibility for Property of Others - The Contractor and its Subcontractors shall not enter private property outside the Project Limits without first obtaining permission from the Owners.

The Contractor shall be responsible for all damage to public or private property of any kind resulting from any act, omission, neglect, or misconduct of the Contractor and its Subcontractors. The preceding sentence includes damage to vehicles passing through the Work area.

The Contractor shall, at its sole expense, rebuild, repair, restore, or replace such damaged property and otherwise make good any losses that arise from such damage. Within fifteen (15) days of occurrence Contractor shall submit in writing to the Authority a copy of their response to the claimant. If the Contractor fails to completely remedy the damage in a timely manner, the Authority may, upon 48 hours advance written notice, rebuild, repair, restore or replace the damaged property or pay the applicable claim for damages without liability to the Authority with its own forces or with contracted forces. All costs will be deducted from amounts otherwise due the Contractor.

104.3.12 Forest Protection and Laws - The Contractor shall obey all laws and regulations that govern Work within or adjacent to State or National Forests, keep the Project site orderly and clean, obtain all required Permits, prevent and assist with the suppression of forest fires, and cooperate with authorized forestry officials.

Pursuant to State law, the sale of harvested forest products must be reported to the Maine Forest Service at the end of each year. The Contractor is hereby designated as the Authority's agent for reporting of any such harvesting.

104.3.13 Materials and Items Found on the Project - With the Authority's approval, the Contractor may use suitable excavated Material in the Work and be paid for both the excavation and the placement of such Materials at the corresponding Contract Unit Prices. Except for Material used for riprap, stone ditch protection, and loam, the Contractor shall replace such excavated Material with other approved Material and properly compact it at no cost to the Authority. The Contractor shall obtain written permission from the Authority before performing

any excavation outside the Project Limits.

Unless expressly provided otherwise, the Contractor shall remove and assume Ownership of all incidental Structures and Materials to be removed such as guardrail, Drainage pipe, Culverts, curbing, Bridges, and other manufactured Materials. Utility Facilities, traffic control devices, and lights, together with all supporting Structures, are excluded from the provisions of this Section 104.3.13. The cost of removal of such Structures and Materials is Incidental to the Contract unless expressly provided otherwise.

104.3.14 Interpretation and Interpolation - The Contractor is responsible for all interpretations and interpolations made from information provided in the Bid Documents and Contract, including data and test results related to location, survey, hydrology, hydraulics, soils, ledge quality, existing Structures, Environmental Information, and Geotechnical Information. For related provisions, see Sections 102.3 - Examination of Documents, Site, and Other Information; 102.5.2 - Bidder's Duty To Notify Authority If Ambiguities Discovered; 104.3.3- Duty to Notify Authority If Ambiguities Discovered; and 105.6 - Construction Surveying.

104.4 - Communication and Coordination

104.4.1 Partnering

A. Definition, Purpose, and Applicability Partnering is a process of voluntary structured communication between the Authority, the Contractor, its principal Subcontractors and suppliers, and other Project stakeholders for the purpose of improving efficiency and minimizing Disputes. Partnering, including the establishment of a partnership charter, does not in any way waive, alter, or otherwise affect any provision of the Contract. For a related provision, see Section 111.1.3 - Relationship to Partnering.

Participation in Partnering is voluntary; either party may elect to not participate in Partnering for any reason. The associated costs of Partnering will be agreed to mutually and shared equally.

B. Initial Partnering Workshop If the Contractor and the Authority elect to participate in Partnering, representatives of both parties will arrange an initial Partnering Workshop. The Construction Program Manager and the Superintendent will determine Workshop attendees, agenda, duration, and location. The product of the initial Partnering Workshop will be a partnership charter. This charter will include mutually agreed upon Project goals and communication escalation procedures.

104.4.2 Preconstruction Conference - After the Contract has been executed and before the start of on-site construction by the Contractor, the Construction Program Manager and/or the Resident will schedule a preconstruction conference that must be attended by the Superintendent. Others may be invited to attend, including Subcontractors, local government representatives, environmental regulators, public relations firms, emergency service personnel,

Utility Companies, municipal officials, impacted business representatives and/or landowners, or other Project stakeholders.

The agenda of the preconstruction conference may include, but is not necessarily limited to, the following topics:

- A. Bid Amendments
- B. Project Specific Permit Requirements
- C. Special Provisions
- D. Review of Plans and Notes on Plans
- E. Pre-Construction Submittals
 - (1) Bonds - 103.5.1, 110.2.1
 - (2) Insurance Certificates - 103.5.2, 110.3
 - (3) Safety Program Information -105.2.1
 - (4) Emergency Contact List - 105.2.2
 - (5) Traffic Control Plan (if required) - 652
 - (6) Certification of Installation of Initial Traffic Controls (if required)
 - (7) Schedule of Work - 107.4.2
 - (8) Projected Payment Schedule - 107.4.3(if required)
 - (9) Soil Erosion and Water Pollution Control Plan - 656
 - (10) Certification of Installation of Initial Erosion Controls - 656
 - (11) Subcontractor's List and Certifications - 104.5.3
 - (12) Quality Control Plan - 106.4 (if required)
 - (14) Site Specific Safety Plan - 105.2.1
 - (15) Working Drawings Submittal Schedule
 - (16) Survey Layout Plan
- F. Utility Coordination - 104.4.6
- G. Bridge Restriction Notification (if required) - 104.4.10
- H. Wage Rates - 104.3.8
- I. Communications
 - (1) Outstanding Contractor request for information (RFIs), if any - 104.4.4
 - (2) Anticipated issues, Disputes, or claims (if any) - 104.4.5

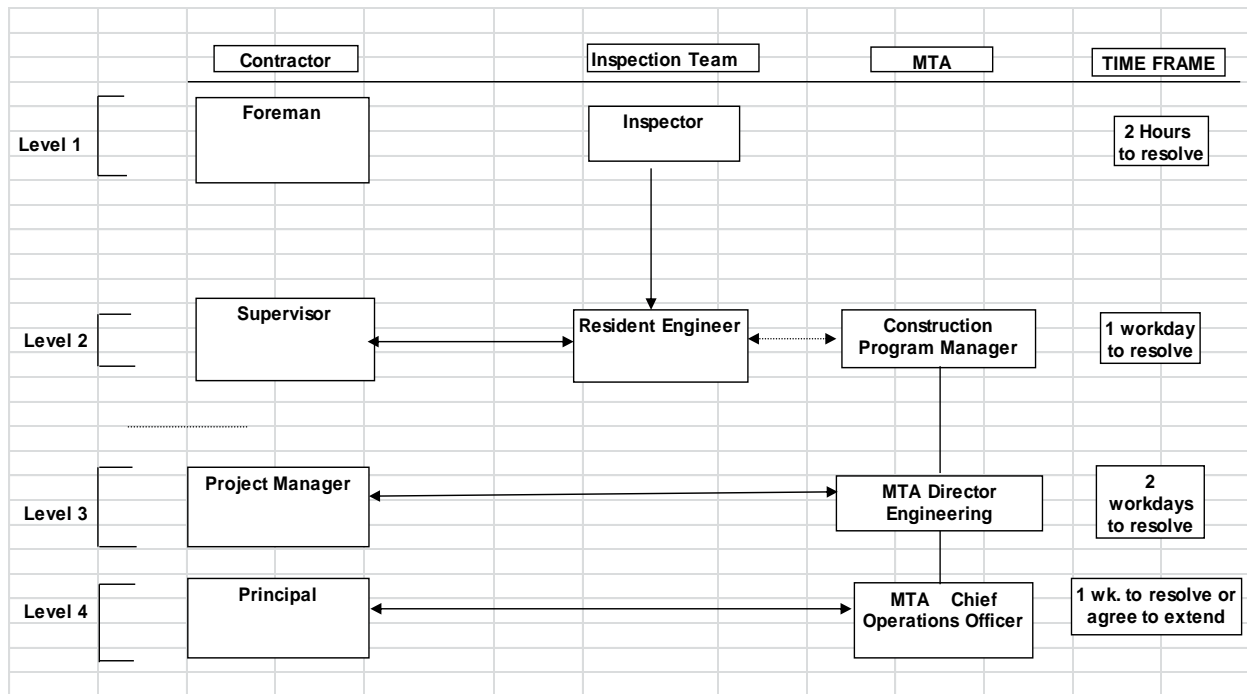
The Resident will prepare minutes of the preconstruction conference and distribute them to all attendees. Any requests to revise the minutes must be made to the preparer within 7 Days of Receipt. These minutes will constitute the final record of the meeting.

For related provisions, see Sections 104.4.6(A) - Preconstruction Utility Conference; 652 - Implementation of Traffic Control Plan, Preconstruction Field Review (if required); 656.4.1 - Temporary Soil Erosion and Water Pollution Control, Preconstruction Field Review; and 106.4 - Quality Control.

Project Decision Matrix

A Project “communication decision tree” will be developed mutually by the Authority and the Contractor during either the preconstruction meeting or partnering session. This Decision Matrix will clearly define, by descriptive job title and name, the respective counterparts for the Authority, and the Contractor who will be responsible for resolving issues at their respective levels of communication. Each level of communicators will be assigned a designated period of time within which all disputed issues must either be resolved or referred to the next higher level of communicators. The purpose of this Decision Matrix is to accelerate the resolution of decisions, to promote resolution at the lowest possible level, and to reduce the number of issues that become disputes.

The following is a sample of the Decision Matrix:



104.4.3 Progress Meetings - Except as provided otherwise in this Section 104.4.3 - Progress Meetings shall be held at regular intervals, but at least monthly, throughout the duration of the Contract. The Resident and the Superintendent will co-chair Progress Meetings. All personnel of the Authority and the Contractor who have significant information relevant to agenda items shall attend. Others may be invited to attend including Subcontractors, , municipal officials, environmental regulators, emergency service personnel, Utility Companies, impacted landowners, impacted business representatives, public relations firms, or other Project stakeholders.

The Co-Chairs shall agree upon the Agenda for each Progress Meeting, which may include, but not necessarily be limited to:

- A) Progress of Project since the last Progress Meeting
- B) Expected activities before the next Progress Meeting
- C) Contractor's Schedule of Work
- D) Progress Payments
- E) Field observations
- F) Project control logs
- G) Anticipated Traffic Delays or Related Issues
- H) Working Drawing Submittals
- I) Updates to Pre-Construction Submittals (if any)
- J) Contract Modifications, RFIs, correspondence (if any)
- K) Material deliveries
- L) Safety Issues
- M) Utilities
- N) Issues, Disputes, claims and resolutions (if any)

The Resident will prepare minutes of these meetings and distribute them to all attendees. Any requests to revise the minutes must be made to the Resident within 7 Days of Receipt. These minutes will constitute the final record of the Progress Meeting.

In lieu of a Progress Meeting, the Resident and the Superintendent may exchange written communication (letter, fax, or e-mail) before or on the scheduled Progress Meeting date that indicates there is no need for the meeting because the Work is on schedule, compensation is current, communication is ongoing, and there are no significant outstanding or anticipated issues, Disputes or claims. The Superintendent's written communication shall also contain a description of: (A) progress of the Project since the last Progress Meeting or communication in lieu thereof and (B) expected activities before the next scheduled Progress Meeting.

104.4.4 Requests for Information - Either the Authority or the Contractor may request that the other party provide information that the requesting party needs to fulfill its Contract obligations by Delivering a written Request for Information (RFI). The request must: (A) be of reasonable scope limited to one subject, (B) explain why such information is necessary to fulfill Contract obligations, and (C) provide a requested response time, which must be reasonable in relation to its scope (at least 72 hours). The party receiving an RFI shall use its best effort to respond to the RFI within the time requested. The response shall be in writing. The status of outstanding RFIs shall be discussed at each Progress Meeting.

RFI's shall be submitted on company letterhead or on a standard company form with a tracking number. The General Contractor shall maintain a corresponding RFI log.

RFI's may be attached to an e-mail, but shall not be in the form of an e-mail, and at a minimum, must reference the subject Plan or Specification in question.

RFI's with multiple questions may be treated as a submittal and the allowed 21 calendar days for review and response will govern. All questions contained in a single RFI must relate to the same subject.

104.4.5 Early Negotiation

A. Notice Required When the Contractor becomes aware of facts or circumstances that may cause the Contractor to seek additional compensation, time, or any other change in Contract requirements ("Issue"), then the Contractor shall notify the Resident within 48 hours and before commencing any part of the Work relating to the Issue. The notice must describe the basic nature and extent of the Issue.

Such notice may not be verbal. Notice shall be in the form of a written memo signed by the Contractor with receipt acknowledged in writing by the Resident.

The written notice or confirmation will be known as a "Notice of Issue for Consideration". The Contractor will not be entitled to any additional compensation, time, or any other change to Contract requirements without a timely Notice of Issue for Consideration.

B. Negotiation When the Resident receives the Notice of an Issue for Consideration Conforming to Section 104.4.5(A) - Notice Required, the Resident and the Contractor will negotiate to attempt to resolve the Issue. Any resolution will be noted in the Progress Meeting minutes or confirmed otherwise in writing by the Authority. Any changes to the Contract that affect compensation, time, quality, or other Contract requirements shall be by written Contract Modification as provided by Section 109.8 - Contract Modifications.

For related provisions, see Sections 109.5 - Adjustments for Delay and 109.7 - Equitable Adjustments to Compensation and Time.

104.4.6 UtilityCoordination

A. Pre-construction Utility Conference: A pre-construction utility meeting may be held to coordinate the Work of the Contractor and the Work of affected Utility Companies. Usually this meeting will be held on the same day as and immediately before the pre-construction conference provided by Section 104.4.2 - Pre-construction Conference but, in any event, will be held before the start of on-site construction by the Contractor that affects Utility Facilities. The Authority for the Project, the Construction Manager, the Resident, the Contractor's Superintendent, and a representative of each affected Utility Company will be invited to attend. The Authority will prepare minutes of the pre-construction utility meeting and distribute them to all attendees. Any requests to revise the minutes must be

made to the Authority within 7 Days of distribution. These minutes will constitute the final record of the meeting. For a related provision, see Section 104.4.2 - Pre-construction Conference(s).

B. Utilities Within Right-of-Way: Except as provided otherwise in the Contract including but not limited to subsection E - Temporary Relocations below, all Utility Facilities of all Utility Companies within the Right-of-Way will be relocated and adjusted as provided in the Contract by and at the expense of the affected Utility Company, provided, however, that the Contractor is responsible for scheduling its Work in accordance with the time allowed for utility relocation as provided in the Contract. Utility relocation Work may not proceed without authorization from the Department.

C. Contractor's Responsibilities

1) Utility Coordination –The Contractor has primary responsibility for coordinating their work with utilities after contract award. The Contractor shall communicate directly with the utilities regarding any utility work necessary to maintain the Contractor's schedule and prevent project construction delays. The Contractor shall notify the Resident of any issues. The contractor shall plan and conduct their work accordingly.

2) The Contractor must exercise every reasonable precaution to prevent damage to Utility Facilities or interruption to utility services known to or discovered by the Contractor, whether or not shown on the Plans. Such precautions must include notice to Utility Companies before undertaking Work that could damage Utility Facilities. The Contractor must provide each Utility Company with notice at least three Business Days before the date a Utility Company will have to support any pole.

3) The Contractor must take all reasonable precautions to determine the presence of underground Utility Facilities before commencing any excavation Work and must provide all affected Utility Companies with at least 72-hour prior notice of the proposed excavation. The Contractor must comply with 23 MRSA § 3360-A, entitled "Protection of Underground Facilities," Maine's "Dig Safe" statute and also contact the non-member underground facility operators in the Maine Public Utilities Commission's **“OK-TO-DIG”** directory. **Contractor shall coordinate with Resident to have MTA utilities located.**

4) The Contractor must maintain initial markings (spray paint, stakes, etc.) made by the authorized representative of a Utility Company to indicate the location of underground Utility Facilities and otherwise comply with 23 MRSA § 3360-A(4).

5) The Contractor must cooperate with Utility Companies in their relocation or operations so that these operations proceed in a logical sequence, minimize duplication of Work, and avoid unnecessary interruptions to utility service.

6) If utility services are interrupted as a result of the Contractor's Work, the Contractor must Promptly notify the appropriate Utility Company and must cooperate fully in the restoration of service. If service is interrupted, repair Work will be continuous until the service is restored. No Work can be undertaken around fire hydrants until the local fire authority has approved provisions for continued services.

7) The Contractor must schedule its Work so as to provide for all Utility Company Work and to complete the Work within the Contract Time. The estimated number of workdays required by each Utility Company to perform its relocation Work contained in the Contract is provided by the Utility Companies and are estimates only. Such Utility Facility relocation times assume normal Working times (Monday through Friday, 8 hours per day), and are dependent upon normal weather, normal Working conditions, and freedom from emergencies. The Authority is not responsible for the accuracy of these estimates. If a Utility Company fails to perform its Work within the time frames set forth in the Contract or in the minutes of the pre-construction utility conference, and such failure impacts the Contractor's Critical Path, the Contractor may request a suspension of Work pursuant to Section 107.5.2 and such Delay will be analyzed in accordance with Section 109.5 - Adjustments for Delay.

8) Any clearing and tree removal that is a part of the Contract and that must be done in areas where Utility Companies are involved must be completed by the Contractor before the Utility Company can relocate its Utility Facilities. Any clearing, cutting of single trees, or limbing required for the temporary or permanent Utility Facility location must be approved by the Authority. The Contractor must provide the Authority with notice of at least 4 Days before removing or trimming any trees or other vegetation.

9) If blasting occurs on the Project, the Contractor must provide each Utility Company having Utility Facilities that could be damaged by the blast with at least 24-hour prior notice that includes the anticipated time of the initial blast.

10) If the Contractor actually observes a Utility Company Working within the Project Limits in a manner that (a) obviously violates the MUTCD, the Contractor's Traffic Control Plan, or an applicable OSHA requirement or commonly accepted safety practices, and (b) represents a clear and immediate risk of significant bodily injury to any person within the Project Limits, then the Contractor must notify the Resident and the Utility Company immediately.

11) The Contractor agrees to indemnify, defend, and hold harmless the Authority from and against any and all claims or causes of action arising from any act or omission of the Contractor, the Subcontractors or their respective agents, representatives, or employees for failure to comply with this Section. This clause is not meant to limit in any way the Contractor's general indemnification obligations under this Contract

D. Temporary Relocations The Contractor may request temporary changes of location of Utility Facilities for the Contractor's convenience. The Contractor must satisfy the

Authority that the proposed temporary change will not interfere with the Work, the Work of Utility Companies, or the Work of other Contractors and will not impede the free and safe flow of traffic. If acceptable to the Authority, the Contractor may make its own request to the Utility Company or other party affected by such temporary changes. The expense and risk of temporary changes will be borne solely by the Contractor; no changes to compensation or time will be made.

E. Unforeseeable Utility Relocations The Authority may order utility adjustments in accordance with Section 109.4 - Differing Site Conditions.

F. Cost The cost of all Work related to utility coordination is Incidental to the Contract.

104.4.7 Cooperation With Other Contractors

The Contractor shall cooperate with the Maine Turnpike Authority. The Authority reserves the right to conduct maintenance operations and to erect and remove traffic control devices as deemed necessary by the Authority or the Resident within or adjacent to the Project, and Contractor shall cooperate with all such efforts at no additional cost to the Authority.

The Contractor shall note that other contracts may be awarded for Work adjacent to this Contract and these shall be considered adjacent contracts. The Contractor shall cooperate with other Contractors and the Resident so that all Work can be completed in a safe and timely manner. The Resident may direct the Contractor to revise the Work or schedule based on Work that is ongoing in the adjacent Contract. The Contractor's Superintendent or Project Manager shall attend coordination meetings with the Resident and the adjacent Contractors at least once every two weeks. All Contractors bear the full responsibility of cooperation and coordination with each other in the planning and scheduling of traffic closures, stoppages, and other construction activity. The Resident's responsibility for coordination is limited to the timely dissemination of all schedules and information submitted by adjacent Contractors. Neither the Resident, nor the Maine Turnpike Authority, shall bear any responsibility for costs resulting from a Contractor's failure to submit all information as required. Issues and concerns not presented for review and discussion at joint Contractor meetings will not later be cause for claims. This cooperation shall be completed at no additional cost to the Authority.

The Contractor working on an adjacent section may require the placement of temporary construction signs and traffic control devices within this Project area. The placement and maintenance of these devices by another Contractor shall be allowed in this Contract at no additional cost to the Authority.

104.4.8 Coordination with Railroads - The Contractor shall: (A) perform Work within a railroad Right-of-Way without interfering with trains or railroad company traffic and (B) coordinate all Work crews and the Contractor's Schedule of Work to accommodate the railroad company Work. If the Bid Documents clearly show that Materials must be hauled across railroad tracks, the Authority will make preliminary arrangements with the railroad to permit such hauling. The Contractor shall, at its expense, negotiate and enter into any other

Agreements with the railroad.

Special Provision will provide any additional conditions or requirements regarding railroad coordination.

104.4.9 Coordination with Marine Traffic - The Contractor shall not interfere with free and safe navigation of navigable waters except as provided by permit issued by the US Coast Guard and other applicable regulatory agencies. All Work must comply with all US Coast Guard permit conditions and all applicable Federal regulations affecting navigation.

When the basic nature and scope of marine traffic requirements is provided or referenced in the Bid Documents or is otherwise known or foreseeable to the Contractor, then the Contractor assumes all risks and liability associated with said requirements and the Contractor shall indemnify and hold harmless the Authority from all claims related to the maintenance or obstruction of marine traffic that arise from the Contractor's acts or omissions.

104.4.10 Coordination of Road Closure/Bridge Closure/Bridge Width Restriction Notification - The Contractor shall notify the Authority a minimum of two (2) weeks prior to the date of closure/restriction with the date on which the closure/restriction will begin and the anticipated duration of the closure/restriction. The Authority will be responsible for general notification to the public, though the Contractor shall be fully and solely responsible for safety of the travelling public in the vicinity of the closure or restriction, including but not limited to compliance with traffic control planes. The Authority shall have the right to deny permission for any restriction or closure and to require the removal of any existing restriction or closure without cost to the Authority.

The closure shall be announced on a minimum of two portable/changeable message signs, placed in approved locations, beginning at least 10 days prior to the closure.

104.5 Subcontracting

104.5.1 Limits on Subcontracting - The Contractor shall perform at least 30% of the value of the Work with its own Work force, excluding any specialty items as designated in the contract documents by the Authority.

The Contractor shall not carry the Workers of another Contractor or firm on its payroll or a Subcontractor's payroll. The Contractor shall not use any Subcontractors that are debarred from Bidding by the Federal Government or any agency of the State of Maine.

104.5.2 Contractor's Duties Regarding Subcontractors - Subcontractors are solely the responsibility of the Contractor. The Contractor is responsible for assuring that its Subcontractors have sufficient skill and experience to perform the Work properly and for coordinating and managing its Subcontractors to achieve the intent of the Contract. The Contractor agrees to indemnify, defend, and hold harmless the Authority from and against all claims and causes of action arising out of any act or omission of Subcontractors, their agents,

representatives, and employees. The Contractor agrees to indemnify the Authority and hold the Authority harmless from any claims asserted by its Subcontractors including any claims to recover losses allegedly suffered by a Subcontractor. Subcontracting does not alter or diminish the Contractor's obligations under the Contract. For a related provision, see Section 105.1 - Intent of the Contract.

104.5.3 Documentation Regarding Subcontracting - before any Work is performed by a Subcontractor, the Contractor shall provide the Authority a list of all Subcontractors that the Contractor anticipates will be providing Work within the Project Limits. The Contractor shall continuously update the Subcontractor information and provide it to the Authority throughout the duration of the Project.

If requested the Contractor shall provide the Authority with copies of any subcontract or other document that establishes the relationship of the Contractor and any Subcontractors.

104.5.4 Discharge of Subcontractors - The Authority, upon written notice to the Contractor, may require that the Contractor discharge any Subcontractor without cost or liability to the Authority. If the Authority determines that a Subcontractor's performance jeopardizes the intent of the Contract otherwise, the Authority may, but is not required, to notify the Contractor of such a determination. Such notice, or lack thereof, does not affect the Contractor's duties regarding Subcontractors. Upon Receipt of such notice, the Contractor shall take any action it determines is necessary to fulfill its obligations under the Contract. The Authority does not have any duty to take any action under this paragraph, and neither the exercise of the Authority's rights under this paragraph nor the non-exercise of those rights will relieve the Contractor of its sole responsibility for the performance of Subcontractors. For related provisions, see Sections 104.3.4 - Workers and Equipment, 104.5.2 - Contractor's Duties Regarding Subcontractors, 105.1 - Intent of the Contract, and 105.2 - Health and Safety.

104.5.5 Prompt Payment of Subcontractors

A. Pay When Paid: The Contractor shall pay Subcontractors in full for all Work satisfactorily performed and Invoiced by the Subcontractor no later than 30 Days from the date the Contractor receives payment from the Authority for such Subcontractor's Work. Contractor will ensure that its Subcontractors pay all of their-Subcontractors, including suppliers and material men, no later than 30 days from the date they receive payment from the Contractor.

B. Retainage: The Contractor shall return to the Subcontractor all retainage withheld from the Subcontractor within 30 Days after the date the Subcontractor's Work is satisfactorily completed. If there is a Delay in such return of retainage, the Subcontractor may pursue all rights it may have under the claims procedure referenced in Section 104.5.6 - Subcontractor Claims for Payment.

104.5.6 Subcontractor Claims for Payment - The Contractor agrees to notify all Subcontractors of the claim filing procedure of Payment and Performance bonds required by

110.2.1. The Department may use retainage and other remaining project funds to pay outstanding claims for Accepted Work.

104.5.7 Flow Down - All subcontracts of the Contractor, and all lower tier subcontracts, shall contain or reference all applicable provisions of the Contract, including all safety, wage, Prompt payment, labor, environmental, and equal opportunity provisions. The Contractor indemnifies and hold harmless the Authority against any and all claims or liabilities arising from the failure to include such flow down provisions and agrees that any such claims and liabilities may be paid by the Authority using retainage, other Project funds, or as a setoff from payments otherwise due to the Contractor on this or other Contracts.

104.5.8 No Third Party Beneficiaries - The Contractor and the Authority agree that this Contract is not intended to create any third-party beneficiaries or to authorize anyone not a party to the Contract to maintain an action under Contract provisions.

104.5.10 Warranty and Maintenance Bonds - Warranty and Maintenance Bonds may be required of the Contractor or a subcontractor for specified items that the Department deems appropriate. Specific requirements will be given via Special Provision. These bonds may be for specified items in the Contract Schedule of Items. The Bond must name the “Maine Turnpike Authority” as an obligee. The Contractor shall provide a copy of said bond to the Authority before the performance of any affected on-site Work. Should a subcontractor be required by special provision to provide a Warranty or Maintenance Bond, the Contractor hereby authorizes the Authority to directly contact that Subcontractor and/or its Surety in the event of a failure of the bonded item to perform as specified.

SECTION 105 - GENERAL SCOPE OF WORK

Scope of Section - This Section contains Work requirements that are generally within the scope of all Projects. These include provisions related to health and safety, traffic control, maintenance of Work, hauling of Materials and Equipment, construction surveying, Working Drawings, the environment, historic and archeological considerations, equal opportunity and civil rights. This Section is not all-inclusive. The scope of these items is often described more specifically and fully elsewhere in the Contract Documents.

This Contract is not federally funded, unless expressly provided otherwise in the Bid Documents.

105.1 Intent of the Contract - The intent of the Contract is to provide for the construction and Completion of a functionally complete Project in Conformity with the Contract. The Contractor shall furnish all Work to achieve this intent including all Work that may be reasonably inferred to be required from the Contract or from prevailing industry or trade custom, whether or not specifically called for.

The Plans and Specifications complement and supplement each other. Should any Work be required, which is not denoted on the Plans or in the Specifications because of an omission, but

which is nevertheless necessary for the proper performance and completion of the Project, such Work shall be fully performed as if it were described and delineated. Should any misunderstanding arise as to the intent or meaning of said Plans and Specifications, refer to Subsection 104.4.4, Requests for Information.

The silence of the Specifications, Plans, or other supplemental documents as to any detail, or the apparent omission from them of a detailed description concerning any point, shall be regarded as meaning that only material and workmanship of excellent quality are to be used.

105.2 Health and Safety

105.2.1 Safety Responsibility - The Contractor has the overall responsibility to maintain safety of their employees and of all other persons in the work area or on the worksite. The Contractor shall provide all safeguards, safety devices, and protective Equipment and take all other action that is necessary to continuously and effectively protect the safety and health of all persons from hazards related to the Work. Such safeguards include providing a sufficient number of security guards.

105.2.2 Health and Safety Plan - A copy of the Contractor's Health and Safety Plan must be on file with the Engineering Department of the Authority prior to commencement of work. A copy of the Safety Plan will be provided to the Authority in an electronic media format prior to commencement of work. The Contractor shall designate which portions of such submission, if any, it considers confidential business information. If such program is revised during the Contract Time, the Contractor shall provide the updated program to the Authority. The Contractor shall comply with its safety program and this Section 105.2 - Health and Safety. The Contractor shall be responsible for all claims or damages arising from failure to so comply and indemnifies and holds harmless the Authority from all claims and damages arising from such non-compliance.

105.2.3 Project Specific Emergency Planning - Unless the Contract provides for closure of an existing facility, the Contractor shall ensure that essential police, fire, rescue, and ambulance services have reasonable and timely access to and through the Project Limits. The Contractor shall contact all emergency service providers in the area, discuss potential impacts on emergency operations (including water supply for fire suppression), and minimize any negative impacts. Fire hydrants within or adjacent to the Project Limits shall be kept accessible to fire apparatus at all times, unless the fire department agrees otherwise in writing. For a related provision, see Section 104.3.12 - Forest Protection and Laws.

If the nature of the Work involves deep trenching, confined spaces, toxic chemicals, or any other unusual hazards that could require specialized rescue, the Contractor shall inform and cooperate with the appropriate fire department, rescue service, or EMS.

The Contractor shall provide the Resident with and post and maintain in conspicuous places

within the Project Limits, a list containing (A) emergency response numbers with the names and telephone numbers (including cellular phone and pager numbers, if applicable) of local ambulance, police, fire, rescue, and hospitals, (B) emergency response numbers for hazardous Materials spills as required by Section 656.3.4(f) - Spill Prevention, (C) the Contractor's personnel with phone numbers who may be reached in case of emergency, and (D) the Authority's personnel with phone numbers who may be reached in case of emergency.

105.2.4 Unsafe Conditions - The Contractor will immediately eliminate all unsafe conditions brought to the Contractor's attention by the Resident or any other Authority staff. If the Contractor actually observes any person(s) performing Work in a manner that (A) the observing party actually knows is not in compliance with the MUTCD, the TCP, an applicable OSHA requirement, or commonly accepted safety practices, and (B) creates a clear and immediate risk of significant bodily injury to any person, then the observing party shall immediately notify such person(s) Working in an unsafe manner and the other party to the Contract. The Contractor and the Authority agree to cooperate in eliminating all such unsafe conditions. For related provisions, see Sections 104.3.4 - Workers and Equipment, 104.4.6 - Utility Coordination, 105.3 - Traffic Control and Management, and 105.4 - Maintenance of Work. Nothing in the foregoing shall be construed as relieving the Contractor from full responsibility for safe prosecution of the Work at all times. The Resident is not responsible for jobsite safety. {Neither the Resident or any other Authority staff member or agent is responsible for jobsite safety.}

105.2.4.1 Lockout/Tagout Procedures - Prior to the start of Work, the Contractor and the Maine Turnpike Authority shall exchange and review the other party's Lockout/Tagout Procedures for the control of hazardous energy. If the Lockout/Tagout Procedures are similar and neither party has concerns, the two parties shall agree to abide by the procedures of the other party. Only the authorized individual who locked or tagged-out a circuit or piece of equipment is permitted to remove the lockout/tagout, except as provided for in the respective Lockout/Tagout Procedures.

Should either the Contractor or the Maine Turnpike Authority have concerns with the other party's Lockout/Tagout Procedures, the Safety Officers of the Contractor and the Maine Turnpike Authority shall meet, discuss and resolve the areas of concern. The Authority reserves the right to have the Contractor comply with the restrictions and prohibitions of the Maine Turnpike Authority's Lockout/Tagout Procedures if the Authority determines the Contractor's Lockout/Tagout Procedures are inadequate to protect the Authority's employees and patrons.

105.2.5 Compliance with Health and Safety Laws The Contractor shall comply with all applicable federal, State, and local laws, regulations and Authority policies governing safety, health, and sanitation including all applicable laws and regulations of OSHA. The Contractor shall comply with these laws and regulations and ensure compliance by its subcontractors. The Contractor is responsible for correcting any health and safety violations.

For related provisions, see Sections 105.2.3 - Joint Duty Regarding Safety, 105.3 - Traffic Control and Management, and 105.4 - Maintenance of Work.

105.2.6 Convenience of the Public - At all times the Contractor shall perform the Work to minimize obstructions to pedestrian, vehicular, railroad, and marine traffic. All temporary and permanent pedestrian access ways must comply with the Americans with Disabilities Act (ADA). Footways, gutters, sewers, inlets, and portions of the Highway adjacent to the Work must not be obstructed unless allowed by the Contract.

If the Contractor receives notice from the Authority that the Contractor has failed to comply with the provisions of this Section 105.2 - Health and Safety, the Contractor shall remedy such non-compliance immediately. If the Contractor fails to do so, the Authority may remedy such non-compliance by any means and deduct the cost of the remedy from amounts otherwise due the Contractor.

105.2.7 Use of Explosives - The use of explosives is permitted, however, prior to any blasting the Contractor must submit a detailed blasting plan to the Resident at least three (3) weeks prior to commencing drilling and blasting operations. The blasting plan shall contain the following information:

- a. Site plan with location of nearest structures and abutters. Plan shall also show the location of all private wells;
- b. Plan of each blast showing hole-spacing and delay pattern;
- c. Diameter and depth of each hole;
- d. Amount of explosive per hole;
- e. Total pounds of explosives per delay;
- f. Total amount of explosives per blast;
- g. Type of non-electric delays to be used;
- h. Amount of stemming in each hole;
- i. Type of explosive to be used;
- j. Soil and rock profile in blast zone;
- k. Scale distance to the nearest abutting structure;
- l. Type and location of seismograph to be used;
- m. Size of blasting mats and cover to be used; and,
- n. Safety precautions to be followed.

After submission of the blasting plan, but prior to the start of the blasting program, the blasting Contractor shall meet with the Resident, Maine Turnpike Authority officials, State Police (turnpike barracks), and affected utility representatives. The purpose of the meeting is to advise them of their blasting plan and schedule, accept feedback on the proposed plan, and coordinate the blasting effort.

Should field conditions warrant a change in the general blasting plan, the blasting Contractor shall provide a sketch and blasting plan details based on the actual field conditions prior to the blast for inclusion in the Project records.

The following general requirements are to be adhered to:

- A. Blasting permits shall be obtained by the Contractor from all local, State and Federal agencies having jurisdictions. Blasting will not be authorized by the Resident without proper permits.

The Contractor shall comply with all applicable laws, rules, ordinances, and regulations of the Federal Government, the State of Maine, and the city or town governing the transportation, storage, handling, and the use of explosives. All labor, materials, equipment, and services necessary to make the blasting operations comply with such requirements shall be provided at no additional costs to the Authority.

The Contractor shall obtain and pay for all permits and licenses required to complete the work of this Section.

In case of conflict between regulations or between regulations and Specifications, the Contractor shall comply with the strictest applicable codes, regulations or Specifications.

- B. Obtain the services of a qualified vibration and blasting expert to monitor the blasting. All seismographic instruments shall be capable of producing a permanent record of the information required to determine the particle velocity at any time during all phases of the blasting operation. A copy of all recording shall be furnished to the Authority within two (2) working days after a blast. Seismographic recordings shall be taken at the critical locations and additional instruments shall be furnished, located and operated as deemed necessary by the Resident.

Persons responsible for blasting shall be Licensed Blasters in the State of Maine and shall have had acceptable experience in similar excavations in rock and controlled blasting techniques.

- C. Non-electric detonation systems shall be used. Electric blasting caps will not be permitted.

D. The Contractor shall conduct all blasting activity in such a manner that the peak particle velocity of ground vibration, measured at the locations of the nearest structures to the blast, does not exceed the “safe limits” recommended by the U.S. Bureau of Mines in

FIGURE B of BUMINES RI 8507, as follows:

FIGURE B

BUMINES RI 8507

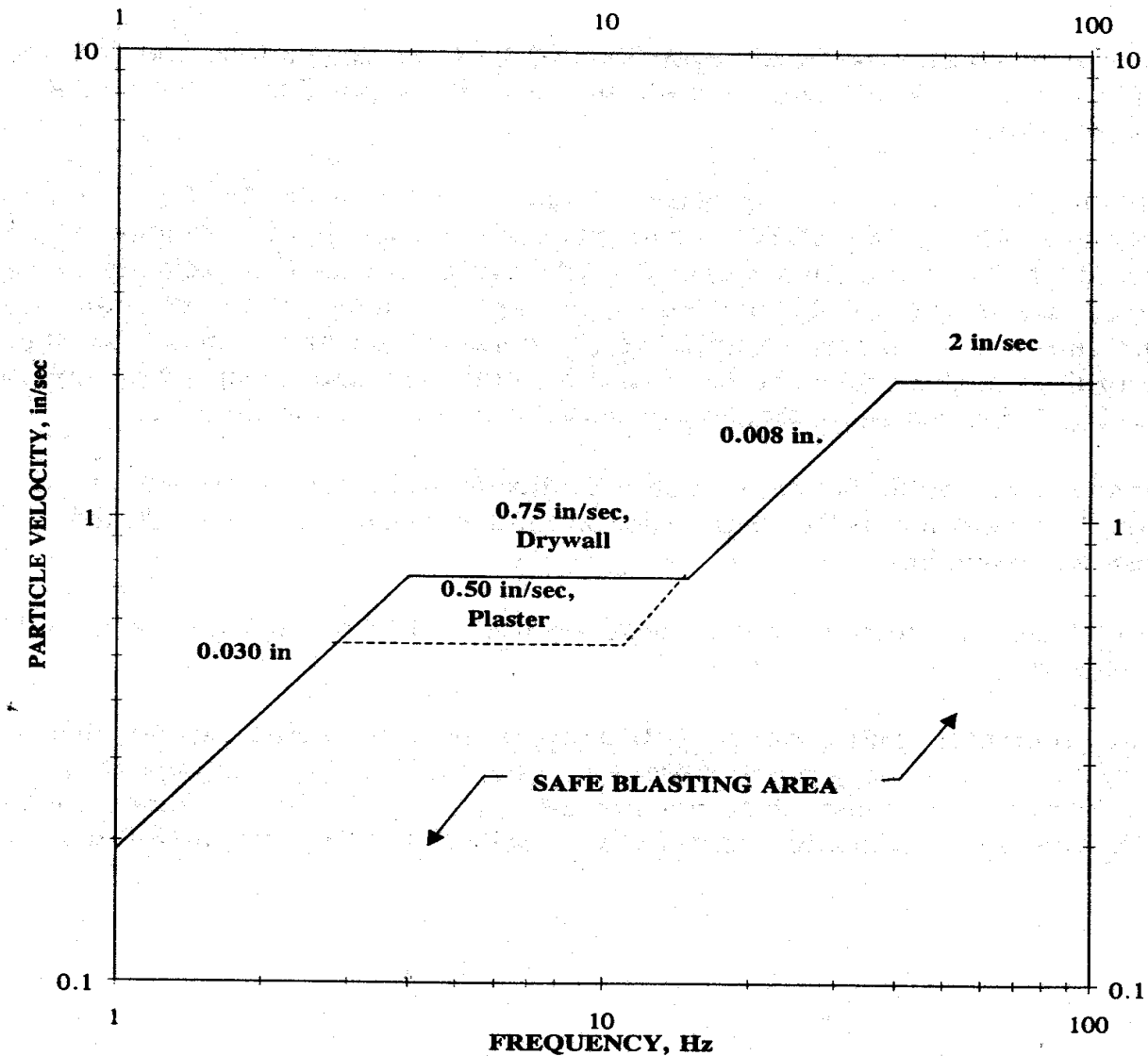


Figure B-1 - Safe levels of blasting vibration for houses using a combination of velocity and displacement

ALTERNATIVE BLASTING LEVEL CRITERIA

E. The Contractor shall conduct all blasting activity in such a manner that the peak airblast overpressure measured at the locations of the nearest above ground occupied structures to the blast (considering wind direction) does not exceed 0.014 psi.

F. Scaled distance factors permitted for various distances from blast:

<u>Distance from blast site (ft)</u>	<u>Scaled distance factor to be used without seismic monitoring (ft)</u>
0 to 300	50
300 to 5000	55
5000 and beyond	65

G. The Contractor shall advise the Resident at least five (5) working days in advance of the dates on which he proposes to perform blasting operations, providing an approximate hour for the Resident's approval. The Authority will provide police at the turnpike site, who will stop traffic in both directions while the blast is detonated. The Contractor will be responsible for obtaining the necessary permits and police officials required to close local streets during periods of blasting.

H. Safety Precautions

1. Clearing Danger Area Before Blasting - no blasting shall be permitted until *all* personnel in the danger area have been removed to a place of safety. A loud, audible warning system, devised and implemented by the Contractor, shall be sounded before each blast. The Contractor shall familiarize all personnel on the Project, Authority, Police Officers, Residents, and the general public with the implemented system. The danger area shall be patrolled before each blast to make certain that it has been completely cleared, and guards shall be stationed to prevent entry until the area has been cleared by the blaster following the blast.
2. Explosives shall be stored, handled and employed in accordance with Federal, State and local regulations.
3. No explosives, caps, detonators or fuses shall be stored on-site during non-working-hours.
4. Blasting mats may be used to cover the top and vertical face of all blasts in order to minimize the possibility of excessive throw of rock. The use of blasting mats is not required.
5. The Contractor is advised that the Authority's Maintenance Forces and State Police use two-way radios in the vicinity of the Project. These radios cannot be

turned off during loading operations. Therefore, non-electric detonation systems shall be used. Electric blasting caps will *not* be permitted.

6. The Contractor shall be responsible for determining any other safety requirements unique to blasting operations at these particular sites so as not to endanger life, property, utility services, any existing or new construction, or any property adjacent to the site.
7. No requirements of, or omissions to, require any precautions under this Contract shall be deemed to limit or impair any responsibility or obligations assumed by the Contractor under or in connection with this Contract; and the Contractor shall at all times maintain adequate protection to safeguard the public and all persons engaged in the work, and shall take such precautions as will accomplish such end, without undue interference to the public. The Contractor shall be responsible for and pay for any damage to adjacent roadways or structures resulting from work executed under this Section.
8. The Contractor is required to secure all travelways, entrances and exits within 300 feet of the blast zone. No vehicles or pedestrians will be allowed within the 300-foot-zone until the blast is complete, all debris is cleaned from the roadways, and the site is deemed safe by the Resident.

I. General Blasting Procedures

1. The time during which explosives may be restricted to non-peak travel periods. The use of explosives is not permitted on Friday, weekends (Saturday and Sunday), holidays, on the eve of a holiday, or during non-daylight-hours unless approved in writing by the Resident. A blast may be allowed early on a Friday morning before 6:00 a.m. if it can be completed during daylight-hours. Specific allowable blasting times are outlined in the Special Provisions. In order to minimize traffic disruptions, the Contractor shall schedule blasting such that all disrupted traffic shall be cleared between any two successive blasts detonated anywhere on the Project. The Contractor will be allowed as many mainline traffic stoppages as can be cleared in the designated blasting window, provided the blast schedule can be safely coordinated. Each stoppage will be counted as one complete stoppage of mainline traffic. The Authority may withhold permission to blast if, in the opinion of the Authority, actual or anticipated traffic volumes will produce mainline or local road congestion that cannot be cleared in a reasonable amount of time. The Contractor's blasting operations shall be performed using extreme care to minimize the inconvenience and interruption to traffic and damage to the existing pavement, structures and surrounding areas.
2. The Contractor shall have sufficient equipment available on-site to clear the pavement of blast rock, if it is necessary. At a minimum, the Contractor shall

have a vehicle to sweep the pavement and a half-ton pickup equipped with a plow. The blast will not be allowed to occur if this equipment is not present.

3. The Contractor shall coordinate all blasting with the Resident on-site who shall determine in advance when the charges may be set.
4. Blast hole diameter shall not be greater than three inches.
5. No free flowing, pourable or pumpable explosives shall be used unless approved by the Resident. All explosives shall be in cartridges or other semi-rigid containers.

J. Pre-Blast Condition Survey

The Contractor shall provide a pre-blast survey as described below:

Prior to start of excavation (earth/rock) or blasting work, the Contractor shall conduct a pre-blast condition survey of all existing structures and conditions on the site, adjacent to the site, or in the vicinity of the site. This survey shall extend to such structures or conditions as may be affected by the Contractor's construction operations. As a minimum, condition surveys shall be performed on all structures within 500 feet of anticipated blasting areas. The Contractor is responsible for the following:

1. Coordinate activities, issue notices, obtain clearances and provide whatever photographic and secretarial assistance is necessary to accomplish the survey.
2. Give notice, in writing, to the owner of the property concerned and tenants of the property. Advise in notice, the dates on which surveys are to be made so that they may have representatives present during the examination. Provide copies of all notices to the Resident.
3. The survey shall consist of a description of the interior and exterior conditions of the various structures examined. Descriptions shall locate any existing cracks, damage or other defects existing, and shall include such information so as to make it possible to determine the effect, if any, of the construction operations on the defect. Where significant cracks or damage exist, or for defects too complicated to describe in words, photographs shall be taken and made part of the record.
4. The survey shall include a test of all private wells in the area. Water quality tests shall be obtained so that a baseline condition may be developed.

Contractor's record of the pre-blast condition survey shall consist of written documentation and photographs of the conditions identified, or a good quality videotape survey with appropriate audio description of conditions and defects.

Prior to start of work, one copy of the Contractor's record of conditions survey shall be submitted to the Resident for review and retention.

Upon completion of all excavation (earth/rock) and blasting work, the Contractor shall make an examination similar to the pre-construction survey of any properties, structures, and conditions where complaints of damage have been received or damage claims have been filed. Notice shall be given to all interested parties so that they may be present during the final examination. Records of the final examination shall be distributed the same as the original preconstruction survey.

K. Payment

No separate measurement or payment will be made for the work outlined in this Section including the detailed blasting program, pre-blast and post-blast surveys, blasting and permit acquisitions. All cost associated with this work shall be incidental to the Rock Excavation item(s).

L. Indemnity

Notwithstanding full compliance with these Specifications, approval of blasting plan, and successful limitation to maximum peak particle velocity noted above, the Contractor shall be solely responsible for any damage, direct or indirect, arising from blasting and shall hold the Authority and Resident harmless from any costs, liens, charges, claims or suits, including the costs of defense, arising from such damage, real or alleged. The Authority and Resident shall be additionally-named insured on any insurance policy covering blasting carried by the Contractor, and this requirement shall also be enforced on any subcontractor.

The Contractor shall provide a pre-blast and post-blast survey including photographs. An inspection of all facilities within and adjacent to the Contract limits shall be made to determine any changes that may occur due to the blasting operations.

The Resident's approval shall not relieve the Contractor of any responsibility for any hazards or damages related to this work. The use of explosives shall conform to all Federal and State laws and regulations. Explosives must not be stored within the turnpike right-of-way. Explosives shall be in the care of competent watchmen at all times, and placement and detonation shall be performed under the direction of a qualified blaster licensed in the State of Maine.

105.3 Traffic Control and Management - The Contractor shall provide continuous and effective traffic control in compliance with Section 652 - Maintenance of Traffic. For Related Provisions, see Special Provision Section 526, Concrete Barrier, and Section 652, Maintenance of Traffic.

105.3.1 Notices Required - The Contractor shall plan paving operations so that the

Resident will have sufficient advance notification to provide the necessary inspection and testing. 48 hours will be considered sufficient notice. In the event that paving is suspended, the 48-hour notification shall be required again before restarting the paving operations unless otherwise agreed by the Resident. A verbal warning will be given before starting the offense process for paving notification.

The Contractor shall plan granular material operations so that the Resident will have sufficient advance notification to provide a proctor for the material to be placed. Sufficient notification will be considered 7 days. Changes in source will also require this notification.

Failure to provide the above notifications will result in the following actions:

First offense - written warning

Second and subsequent - liquidated damages will be charged for one calendar day

105.4 Maintenance of Work

105.4.1 Maintenance During Construction - The Contractor shall maintain the Project and all related Work in a safe and satisfactory condition until Final Acceptance. Such maintenance requires continuous and effective Work conducted daily. Once physical work commences, the Contractor is responsible for maintenance of roads and sidewalks that are open to public travel within the Project limits.

Trenches Where existing pavement carries traffic and is removed, the pavement shall be replaced daily with a temporary pavement consisting of a minimum of three inches of acceptable hot or cold bituminous mixture. Cold bituminous mixture shall contain aggregates, asphalt cutbacks, liquefiers and wetting agents. No separate payment will be made for furnishing, placing, maintaining, and removing temporary pavement, and all cost of such work will be considered incidental to the contract.

Before placing any permanent pavement over backfilled trenches, the edge of the adjoining existing pavement shall be cut even and vertical, and coated with tack coat to form a tight joint between the new and the existing pavements. The permanent pavement depth and type (HMA or PCC) will match the existing roadway structure. No separate payment will be made for cutting and tack coating the joint.

Paved Surface - The Contractor is responsible for maintaining the existing paved shoulder, ramps, and travel lanes on the Maine Turnpike in good condition. Unless specially allowed by special provisions all travel lanes open to traffic must have a paved surface. The presence of tracked-dirt on the paved surfaces is unacceptable. The Resident shall have the sole authority to determine the acceptability of the paved surfaces. The use of stabilized construction entrances and frequent sweeping of the shoulder are the responsibility of the Contractor and shall be completed at no additional costs to the Authority.

Gravel Surface - The Contractor is responsible for maintaining gravel surfaces that are used for traffic in good condition. Potholes and wheel ruts are unacceptable. The Resident shall have the

sole authority to determine the acceptability of the surfaces. Repairing the surfaces are the responsibility of the Contractor and shall be completed at no additional costs to the Authority.

Signs and Delineators - The Contractor is responsible for maintaining all mile markers, delineator, and signs including regulatory, warning, and guide signs during construction. Maintenance of signs shall mean that signs are clearly visible to motorists at the required height during construction. These items shall be kept in their existing location as long as is practicable. At no time shall any signs not be visible to the driver. Construction material or equipment shall not obscure signs. This Work shall be accomplished at no additional cost to the Authority.

If the Contractor fails to meet the conditions of Section 105.4.1, the Authority will notify the Contractor of such failure. The Contractor shall remedy such failure within 4 hours after receiving such notice. If the Contractor fails to do so, this may be considered a traffic control violation in accordance with Section 652 and the Authority may remedy the situation with its own or Contracted forces without liability to the Authority and all costs will be deducted from amounts otherwise due the Contractor. When the Contract involves placing material on, or use of previously constructed subgrade, base course, pavement, or structure, the Contractor shall maintain such previously constructed Work in a safe and satisfactory condition until Final Acceptance.

Except as expressly provided otherwise in the Contract, the cost of complying with this Section 105.4.1 is Incidental to the Contract.

105.4.2 Use of Granular Materials - The Authority may authorize and pay for granular Materials that are capable of supporting traffic and necessary to maintain the specified traffic Lane widths upon the following conditions.

A. The Contractor must prepare the area where the granular Materials are to be used by eliminating objectionable Material and providing adequate temporary Drainage before the granular Material is placed.

B. Quantities of granular Materials will be determined by the most appropriate method of measurement that applies at the time the Material is placed and that is in accordance with the Specifications for the particular type of granular Material authorized for use. For a related provision, see Section 108.1 - Measurement of Quantities for Payment.

C. Payment for granular Material will be made at the Unit Price for the Material authorized for use.

D. Payment as Common Excavation will be made when Material for maintenance of traffic is removed.

105.4.3 Maintenance During Winter Construction

Except as provided in the following paragraphs, when the Contractor performs Work during winter weather conditions, the Contractor shall plow snow from the portions of a Project that carry vehicular or pedestrian traffic, including all Bridges and Sidewalks, so as to allow the free and safe flow of such traffic. The State or local governmental agency that would otherwise be responsible for winter maintenance will sand and salt such portions of a Project.

On such portions of a Project that (A) have been untouched or left by the Contractor in a suitable condition to carry traffic as determined by the Authority and (B) are unaffected by the construction operations, the State or local governmental agency responsible for winter maintenance will plow, sand, and salt.

The Maine Turnpike Authority will be responsible for winter maintenance, including snow plowing and application of salt, on Maine Turnpike pavement open to traffic.

The Contractor is responsible for the maintenance of erosion control and traffic control devices. The Contractor is also responsible for snow plowing and ice removal from all work areas, areas around traffic control devices to maintain visibility of traffic control devices, drainage paths, and catch basins within limits of traffic control, in order to maintain drainage away from the paved travel way. The snow plowing by the contractor shall include the snow plowed to the side of the road by the Authority to the areas listed above. No claims will be allowed from the Authority's snow plowing operations.

105.4.4 Maintenance During Suspension of Work

A. Work Responsibilities Prior to suspension, the Contractor must make the Project suitable for the free and safe flow of traffic as determined by the Authority including covering or removal of signs. To provide space for snow removal, all areas to be used by traffic must be clear for the entire usable Roadway including Shoulders, or curb-to-curb including Sidewalks.

During suspension, the Contractor must: (1) take precautions necessary to prevent damage to the Work and to allow the Authority to provide maintenance (such precautions include providing Drainage and erecting any necessary Structures, signs, or other facilities); (2) maintain all temporary Structures and traffic control devices; and (3) continuously maintain, in an acceptable growing condition, all living plant Material, including newly established seedings and soddings furnished under the Contract and take precautions to protect vegetative growth from damage.

After suspension, the Contractor must clean up all evidence of the snow and ice control at its expense, including removing excess sand and debris from the Roadway and replacing all base or subbase Material that was lost as a result of maintenance activity.

If a Work suspension is not approved, the Contractor will remain responsible for maintaining the Project, including plowing snow, controlling ice, and patching or retreating the surface.

B. Cost Responsibilities All costs related to suspending and resuming Work related to approved suspensions will be considered incidental to the contract. For related provisions, see Sections 104.2.6 – Right to Suspend Work and 107.5 – Suspension of Work.

105.4.5 Maintenance of Existing Structures

When new Bridge or Minor Span is being installed on a new alignment and the existing structure is to remain in service, the Authority will maintain the existing structure and the portions of the roadway required for maintaining traffic until such time that the new structure is opened to traffic and the existing structure is taken out of service. A similar situation exists when a new Bridge or Minor Span is being installed on the same alignment as the existing structure, requiring a temporary detour to be installed by the Contractor per Section 510, Special Detours, prior to removal of the existing structure. In the case, the Authority will maintain the existing structure and the portions of the existing roadway required for maintaining traffic until such time that either the temporary detour is opened to traffic or the Contractor begins any work on the existing structure, including, but no limited to, repairs, modifications, moving, demolition or removal. In either case, once the new structure or temporary detour is opened to traffic, or the Contractor begins any work on the existing structure, the Contractor shall be solely responsible for all maintenance of the existing structure and the portions of the existing approaches that lie outside the new roadway or the temporary detour, respectively. This specification is not intended to supersede Standard Specification Section 104.3.11, Responsibility for Property of Others.

105.5 Hauling of Materials and Equipment

105.5.1 General Requirements - Except as provided otherwise and limited in this Contract, the Contractor may use any public Road or Bridge for the hauling of Materials and Equipment in legally registered vehicles that are carrying legal loads and operating otherwise in accordance with all applicable State or federal laws. If the Contractor violates such laws or the terms of this Contract relating to hauling, the Contractor shall, at its expense, repair damage to any Road or Bridge that the Authority determines was caused by the Contractor to the satisfaction of the governmental entity that maintains the Road or Bridge.

The Contractor must abate any dust nuisances caused by such hauling. For a related provision, see Section 637 - Dust Control and Section 656 - Temporary Soil Erosion and Water Pollution Control.

Toll Free Passage on the Turnpike: The Contractor shall be granted free use of the turnpike for movement of vehicles, labor and equipment and for delivery of material essential to the Work. The Contractor will be issued cards with the Contract Number and Contractor Name while working on the Project. The cards shall be transferable and distributed by the Contractor to employees and

vehicles working on the Project. The cards may only be used while working on the Project designated on the cards. Such free use shall be limited to the portion of the turnpike between the site of the Work and the nearest practicable exit including movement of vehicles, labor, equipment and materials from one site to another Work site. All vehicles must stop at a manned lane at the toll plazas to present the cards to the toll attendant. Vehicles without the required cards shall pay the required toll. This shall not be a reimbursable expense. The Contractor shall advise the Resident of the number of cards that are required. All cards shall be returned to the Resident at the completion of the Project. The use of the cards for toll free travel shall be revoked if the cards are misused. The Contractor shall nevertheless comply with regulations of the Authority relating to use of the turnpike and with established controls for non-revenue vehicles.

Existing Access: All existing access from local roads to the Maine Turnpike shall remain passable to emergency vehicles at all time. At no time shall construction equipment or material block these roads. Any misuse of this privilege will result in the Contractor's loss of access through these gates. The Contractor shall provide a lock and a piece of chain to link to the existing padlock on the gate allowing access to the Contractor and emergency vehicles.

Access From Local Roads: The Contractor shall not impact wetlands or streams to construct access to the Project. The Contractor may construct temporary access to the turnpike to facilitate the Project. Any damage caused to private property or local roads as a result of the access shall be repaired at the Contractor's own expense. The Contractor shall prepare a written plan outlining the proposed access.

At a minimum, the plan shall outline the following:

- Estimated number of vehicles;
- Time and duration of operation;
- Types of vehicles to use the access;
- Plans to construct a stabilized construction entrance;
- Plan to keep the local road free of tracked-mud and dust;
- Plan to control access to prevent unauthorized use;
- Restoration plan; and,
- Written permission from private property owners (if required).

The Contractor is required to retain the services of qualified flaggers to control the Contractor's operation at the local road access. Flaggers shall be present whenever construction vehicles are utilizing the access. The Contractor shall be responsible for constructing a gate across the access point to prohibit unauthorized access. The Contractor shall also construct a stabilized construction entrance in accordance with the MaineDOT Best Management Practices. All cost associated with the access including, but not necessarily limited to, the construction, restoration, flaggers, gate, and stabilized construction entrance shall be the responsibility of the Contractor. Failure to utilize flaggers will result in termination of permission to use local roads for access. Failure to keep local roads clear of tracked-mud will result in termination of permission to use local roads for access.

Construction Access: The Contractor shall construct a stabilized construction entrance in accordance with the Best Management Practices at all locations where construction vehicles will exit the mainline and/or enter the existing paved shoulder from a non-paved area. The Resident shall approve of the locations. The stabilized construction entrance shall be constructed in conjunction with the clearing activities or other early activities. Additional stabilized construction entrances may be required due to the Contractor's operations as well as site conditions. The construction and maintenance of the stabilized construction entrance shall be incidental to the Contract.

Change of Direction: The Contractor will not be permitted to reverse directions (U-turns) at the toll plazas or at interchanges. All vehicles must exit the turnpike prior to reversing directions.

The Contractor shall not use the median openings on the turnpike unless the opening is located within passing lane closures on both roadways. The Contractor will be assessed a fine every time any employee of the Contractor, Subcontractor or supplier is observed using a median opening by a Resident or turnpike employee anywhere on the Maine Turnpike throughout the duration of the Contract. The fine will be deducted from monies owed to the Contractor.

The fines will be levied on a per occurrence basis as follows:

<u>NUMBER OF OCCURRENCES</u>	<u>FINE</u>
First	\$250

For the second occurrence, and any occurrence thereafter, the fine is increased by \$100 per each occurrence. The number of occurrences is not specific to a Contract, an individual or a vehicle, but based solely on the number of times any employee of the Contractor, Subcontractor or supplier is observed using a median opening anywhere on the Maine Turnpike. The Contractor shall be notified in writing of the violation by the Authority.

105.5.2 Bond for Use of Municipal Roads - If the Contractor wants to use Roads maintained by a municipality for hauling, the municipality may require the Contractor to purchase a bond for each mile of traveled length. The face value for such bond shall not exceed \$50,000/ mile. of traveled length. The face value for such bond shall not exceed \$50,000/mile. The cost of said bond shall be Incidental to the Contract.

105.5.3 Posted Roads or Bridges - The Contractor must comply with all restrictions set forth pursuant to 29-A MRSA §2395, including springtime posting of load restrictions. An overlimit movement permit pursuant to 29-A MRSA §2382 will not relieve the Contractor of its obligation to repair damage to such posted Roads or Bridges. For a related provision, see Section 104.3.2 - Furnishing of Other Property Rights, Licenses, and Permits.

105.5.4 Narrow Roads The Contractor shall not haul on Roads having a bituminous surface width of less than 20 feet unless there is no practical alternative.

105.5.5 Overlimit Loads -

A. Within Project Limits Within the Project Limits, the Contractor shall not haul over the base courses, surface course, or accepted subgrades with loads that exceed legal limits, except for Equipment used in grading operations including the preparation of the subgrade.

B. Outside Project Limits Outside the Project Limits, the Contractor must comply with State Law including 29-A MRSA §2382 - Overlimit Movement Permits and Authority regulations before moving vehicles or hauling loads in excess of legal limits. The Contractor is responsible for all damage caused by the movement of loads in excess of legal limits whether under permit or not.

105.5.6 Restrictions on Movement and Storage of Heavy Loads and Equipment on Bridges - The Contractor shall comply with legal load restrictions and with special restrictions required by the Contract when hauling or storing materials, including demolition debris, and moving or storing equipment on Bridges within the Project Limits, that are under construction or completed but not yet open to traffic.

The Contractor shall not operate equipment mounted on crawler tracks or steel-tired wheels on or across concrete or bituminous surfaces, unless otherwise approved by the Resident. The Contract requirements may impose special restrictions on speed, load distribution, surface protection, or other precautions.

When construction operations require crossing an existing Bridge with otherwise prohibited equipment or loads, the Contractor shall use Authority approved methods of load distribution or bridging, at no additional cost to the Authority.

The Contractor will not be relieved of liability of damages resulting from the operation and movement of construction equipment because of issuance of a special permit, or by adherence to any other restrictions imposed.

Unless otherwise allowed by the Contract or approved by the Authority, the Contractor shall temporarily store construction materials, including demolition debris, or park equipment on a Bridge deck during construction in accordance with the following limits, which have been established to reflect typical design live loads:

- A. Stockpiles shall not weigh more than 65,000 pounds per 1,000 square feet.
- B. Individual stockpiles of materials (including pallets of products, reinforcing steel bundles and aggregate stockpiles) shall not weigh more than 25,000 pounds per 100 square feet, or
- C. No single vehicle or piece of equipment shall weigh more than 80,000 pounds and no combination of vehicles, materials and other equipment shall weigh more than

200,000 pounds per span, for span lengths greater than 40 feet.

The Contractor may submit alternate loadings with calculations stamped by a licensed Professional Engineer, within 30 Days prior to placement of the load(s).

105.6 Construction Surveying

105.6.1 Authority Provided Services - The Authority will provide the Contractor with the description and coordinates of vertical and horizontal control points, set by the Authority, within the Project Limits, for full construction Projects and other Projects where survey control is necessary. For Projects of 1,500 feet in length, or less the Authority will provide a minimum of three points. For Projects between 1,500 and 5,000 feet in length the Authority will provide a minimum of five points. For Projects in excess of 5,000 feet in length the Authority will provide at a minimum one set of two points at each end of the Project, plus one additional set of two points for each mile of Project length. For non-full construction Projects and other Projects where survey control is not necessary, the Authority will not set any control points and, therefore, will not provide description and coordinates of any control points: Upon request of the Contractor, the Authority will provide the Authority's survey data management software and Survey Manual to the Contractor, or its survey Subcontractor, for the exclusive use on the Authority's Projects.

105.6.2 Contractor Provided Services - Utilizing the survey information and points provided by the Authority, described in Subsection 105.6.1, Authority Provided Services, the Contractor shall provide all additional survey layout necessary to complete the Work. This may include, but not necessarily be limited to, reestablishing all points provided by the Authority, establishing additional control points, running axis lines, providing layout and maintenance of all other lines, grades, or points, and survey quality control to ensure conformance with the Contract. The Contractor is also responsible for providing construction centerline, or close reference points, for all utility facility relocations and adjustments as necessary to complete the Work. When the Work is to connect with existing structures, the Contractor shall verify all dimensions before proceeding with the Work. The Contractor shall employ or retain competent engineering and/or surveying personnel to fulfill these responsibilities.

The Contractor shall not take advantage of any ambiguity or error contained data provided by the Authority, and upon discovery of any ambiguity or error shall notify the Authority before proceeding as provided by Subsection 104.3.3, Duty to Notify Authority If Ambiguities Discovered.

105.6.2.1 Quality Control - The Contractor is responsible for all construction survey quality control. Construction survey quality control is generally defined as, first, performing initial field survey layout of the Work and, second, performing an independent check of the initial layout using independent survey data to assure the accuracy of the initial layout; additional iterations or checks may be required if significant discrepancies are discovered in this process. Construction survey layout quality control also requires written documentation of the layout process such that the process can be followed and repeated, if necessary, by an independent survey crew.

105.6.2.2 Electronic Design Data and Digital Terrain Model (DTM) - If provided by the Authority at the request of the Contractor, any electronic project design data will not be deemed a part of the contract, and is supplied as a courtesy only. The Contractor shall not take advantage of any ambiguity or error contained in said data, and upon discovery of any ambiguity or error shall notify the Authority before proceeding. The Contractor may convert any electronic data provided by the Authority into a format required by the Contractor's system and equipment at the Contractor's expense.

Any Digital Terrain Model (DTM) to be used for construction shall be submitted to the Authority in a format acceptable to the Authority at least 14 days prior to the pre-construction meeting. In RoadsDTM or LandXML formats are preferred – any other format must be preapproved prior to submittal. No changes shall be made to the electronic model after submittal without prior written consent by the Project Resident. The Authority may review and may provide comments to the Contractor within 14 days of receipt of the DTM submittal

105.6.2.3 Survey Work Plan - The Contractor shall provide a Survey Work Plan to the Authority prior to, or at, the preconstruction meeting.

The Survey Work Plan shall include:

- A. Make and model of equipment and software used for project layout.
- B. Make and model of equipment and software used for machine guidance and control.
- C. Manufacturer-stated specifications for vertical and horizontal accuracy attainable by the equipment.
- D. Equipment calibration procedures and date of last calibration.
- E. Narrative of methodology used to establish any additional horizontal or vertical project control points. Field notes for new vertical control shall be submitted to the Authority.
- F. Site Calibration (Localization) and control verification procedures, including a timetable and tolerances. A Site Calibration report shall be submitted to the Authority, including the values of calculated residuals of each point used in the calibration.
- G. Type and locations of base stations to be used, including methodology for establishing on-site base broadcast positions and localization procedures used for off-site bases.
- H. Describe methodology used to overcome Real Time Kinematic (RTK) signal losses in a portion or portions of the project, and methodology to ensure signals for both inspection operation areas and construction operation areas (i.e. multiple bases operating simultaneously)
- I. Describe procedures used to integrate vertical refinement equipment (i.e. laser); including the process of determining and verifying transmitter set-up location and communicating any necessary adjustments to the machine control equipment.
- J. Name(s) and qualifications of the Contractor's designated on-site surveyor(s) or engineer(s) responsible for performing the project layout.

K. Design software and version used to develop the Digital Terrain Model (DTM).

The Authority will review and provide comments to the Contractor within 7 days of receipt of the Survey Work Plan.

105.6.2.4 Contractor Provided Equipment to the Authority - The Contractor shall furnish a Global Navigation Satellite System (GNSS) or Global Positioning System (GPS) Rover and/or Robotic Total Station (RTS) equipment to the Authority with the same capabilities as those used by the Contractor. This equipment shall be compatible with the system(s) used by the Contractor and be provided to the Project Resident prior to commencing Work using electronic layout methods. This equipment shall be readily available to the Authority at times needed by the Authority. Any augmented features (such as laser refinement) used by the Contractor shall be included in the features available on the equipment provided to the Authority.

The Contractor shall provide manufacturer-certified training on the use of the GNSS, GPS and/or RTS equipment and the Contractor's systems to Authority project personnel prior to beginning any Work. This training is for the purpose of providing Authority project personnel with an understanding of the equipment, software, and electronic data being used by the Contractor.

105.6.2.5 Field Layout Specifications - All Work accomplished through electronic layout methods and/or machine control must meet the same accuracy requirements as the conventional grading construction standards detailed in the Standard Specifications. The contractor shall not use GNSS, GPS or RTS equipment for a construction activity that requires a greater precision than the machine's capability as per the manufacturer's recommendation.

105.6.2.6 Basis of Payment - No payment shall be made by the Authority for the Contractor's elected use of electronic methods of project location layout and control. Any delays arising from the operation of GNS, ,GPS, or RTS layout or machine control systems will not result in adjustment to the bid price or quantity of any construction items or be justification for granting any type of contract extension. Any costs incurred through incorrect use of GNSS, GPS, or RTS layout or machine control systems or re-work necessary through their use are the sole responsibility of the Contractor. Training of Authority project personnel in the use of GNSS, GPS or RTS will be paid on a reimbursable basis based on submitted invoices, without Contractor markup.

105.6.3 Quality Assurance - It is the Authority's prerogative to perform construction survey quality assurance. Construction survey quality assurance may or may not be performed by the Authority. Construction survey quality assurance is generally defined as an independent check of the construction survey quality control. The construction survey quality assurance process may involve physically checking the Contractor's construction survey layout using independent survey data, or may simply involve reviewing the construction survey quality control written documentation. If the Authority elects to physically check the Contractor's survey layout, the Contractor's designated surveyor may be required to be present. The Authority will provide a minimum notice of 48 hours to the Contractor, whenever possible, if the Contractor's designated surveyor's presence is required. Any errors discovered through the quality assurance process

shall be corrected by the Contractor at no additional cost to the Authority.

105.6. 4 Boundary Markers - The Contractor shall preserve and protect from damage all monuments or other points that mark the boundaries of the right-of-way or abutting parcels that are outside the area that must be disturbed in order to perform the Work. The Contractor indemnifies and holds harmless the Authority from all claims to reestablish the former location of all such monuments or points including but not limited to claims arising from 14 MRSA § 7554-A. For a related provision, see Subsection 104.3.11, Responsibility for Property of Others.

105.7 Working Drawings

105.7.1 General - The Contractor shall provide all necessary Working Drawings to the Authority for review. The Contractor shall not allow final assembly or fabrication of structural units before the Authority completes its review of the applicable Working Drawings and comments on them. The Contract price shall include the cost of furnishing and revising all Working Drawings.

The Authority's review of and comment on Working Drawings may be limited to basic Contract requirements relating to design compliance and Material type(s). Such review shall not relieve the Contractor of responsibility under the Contract including the overall correctness of Working Drawings including Engineering and mathematical computations, shop fits, and field connections.

Prior to the approval of the submittal, any Work done or materials ordered shall be at the Contractor's own risk. All submittals shall be stamped and signed by the Contractor verifying their approval of the Shop Drawings.

Prior to forwarding submittals to the Resident for review and approval, the Contractor shall mark the Item Number on each submittal for identification, thoroughly check the submittals for compliance with the Contract Documents, and place its stamp of approval on each sheet certifying that the Contractor has so checked each submittal. The Contractor shall certify on the face of the drawing or cover page of the submittal that "This Shop Drawing has been thoroughly checked and complies with the Contract Documents and field measurements and the item fits with adjoining Work except as noted". Submittals which do not contain this stamp of approval and certification, or which are incomplete, have not been checked, have been checked only superficially, or contain numerous errors, will be returned un-reviewed by the Resident for resubmission by the Contractor. Delays in obtaining approvals, other than those solely caused by the Authority, are not grounds for granting an extension of time. Disclaimers by the Contractor, any Subcontractor, or supplier of responsibility for any requirements of the Contract Documents, will not be accepted by the Authority and will be deemed invalid.

The following submissions are required if applicable to the Work:

- Construction plans for access
- Project master schedule

- Updated schedules as required
- Shop Drawings
- Spill Prevention Control and Countermeasure (SPCC) Plan
- Traffic control plans
- Temporary earth support system submission
- Bridge beam or structural steel erection plan

105.7.2 Review Times - The Contractor's Schedule of Work shall allow the Department the following review and comment times prior to the start of production. For a related provision, see Section 107.4 - Scheduling of Work.

First Submission: 21 Days or 1 day per drawing, whichever is greater.

Second Submission: 10 Days or 1/2 day per drawing, whichever is greater.

Each subsequent submission: 10 Days or 1/2 day per drawing, whichever is greater.

The above review times shall double for submittals that include design computations.

The Authority may combine separate submissions of analytically common elements of Work and require the per drawing review times set forth above when it determines that the Contractor has divided Working Drawings into separate submissions for the purpose of avoiding said per drawing review times.

Delay caused by exceeding the time periods listed above will be analyzed in accordance with Section 109.5 - Adjustments for Delay.

105.7.3 Cost of Review - The Authority will review the first and second submission at no cost to the Contractor. For subsequent submissions, the Authority will charge the Contractor a rate of \$75 per person-hour of review. Such costs will be deducted from amounts otherwise due the Contractor.

105.7.4 Submittal Requirements - The Contractor shall indicate the order of preference for review and return of Working Drawings and organize all Drawings in the order of their importance.

The Contractor shall submit 3 sets of Drawings and an electronic (PDF) copy to the Resident.

All submittals shall use the same system of units as that used in the Authority's Plans.

105.7.5 Review Standards and Procedures - If the first submission does not meet accepted industry standards for Working Drawings or Engineering design Drawings and Specifications, as

determined by the Authority, the entire submission will be returned without review and will be recorded as the first submission. When resubmitted, the review time requirements shall be those applicable to a first submission.

One set of reviewed Working Drawings will be marked with comments and returned to the Contractor. The Contractor shall then revise its Working Drawings accordingly. Except as provided otherwise in the Contract, the Contractor shall furnish the Authority with 2 reproducible copies of the final Working Drawings before construction of the element(s) depicted in the Working Drawing(s).

105.8 Environmental Requirements

105.8.1 Temporary Soil Erosion and Water Pollution Control - The Contractor shall provide continuous and effective soil erosion and water pollution control in compliance with Section 656 - Temporary Soil Erosion and Water Pollution Control.

105.8.2 Permit Requirements -

A. Permits Granted to Authority Permits are to be included in or incorporated by reference into the Bid Documents. If Permits are not so included and the Contractor is aware the Work will impact a regulated resource such as water bodies or wetland, the Contractor shall notify the Authority before Bidding. For a related provision, see Section 102.5.2 - Bidder's Duty to Notify the Authority If Ambiguities Discovered.

The Contractor is responsible for complying with all Permit conditions. If the Contractor desires to modify or seek interpretation of any permit granted to the Authority, it must coordinate any such requests through the Authority.

B. All Other Permits Except as expressly provided otherwise in the Contract, the Contractor, at its expense, shall procure all other environmental or land use Permits, licenses, or other permissions that are necessary or appropriate to perform the Work. At the time of application, the Contractor shall provide the Authority with notice of all applications for such Permits, licenses, or other permissions, and upon request, a copy of all such applications. For a related provision, see Section 104.3.2 - Furnishing of Other Property Rights, Licenses, and Permits.

105.8.3 Wetland and Waterbody Impacts -

A. General Prohibition: Except as specifically allowed by the Contract, there shall be no permanent or temporary impacts to water bodies or wetlands identified on the Plans or otherwise known to the Contractor. For a related provision, see Section 656.3.4 - "Water Pollution Control Requirements".

B. Wetlands Outside Project Limits: If the Contractor desires to conduct an activity

that can disturb the soil in an area that is outside the Project Limits, but is contiguous or in close proximity to such Limits, the area first must be examined and analyzed by a qualified wetlands specialist in order to determine whether wetlands exist, and if so, to delineate them. The Contractor must notify the Authority of all such examinations and analyses and the results thereof. Wetlands so delineated must not be impacted unless properly permitted.

Any fill Material generated from this Project shall not be placed, stored, or disposed of in a wetland at an off-site location unless the Contractor provides the Authority with written evidence that all Permits necessary for such use have been obtained. Such evidence must be signed by the Owner of such site and otherwise acceptable to the Department.

C. Temporary Structures: Temporary or permanent impacts to wetlands are prohibited without proper permitting or modification to existing Permits. Temporary Structures in a waterbody must comply with any Contract provisions regarding Instream Work.

105.8.4 Hazardous Materials - If the Contractor encounters any condition that indicates the presence of uncontrolled petroleum or hazardous Materials, the Contractor shall immediately stop Work, notify the Department, treat any such conditions with extreme caution, and secure the area of potential hazard to minimize health risks to Workers and the public, and to prevent additional releases of contaminants into the environment. Such conditions include the presence of barrels, tanks, unexpected odors, discoloration of soil or water, an oily sheen on soil or water, excessively hot earth, smoke, or any other condition indicating uncontrolled petroleum or hazardous Materials. The Contractor shall continue Work in other areas of the Project unless otherwise directed by the Authority. The Contractor shall utilize approved vendors and comply with all federal, State, and local laws concerning the handling, storage, treatment, and disposal of uncontrolled petroleum or hazardous Material. If the condition meets the definition of a Differing Site Condition under Section 109.4.1, the Contractor may be eligible for an Equitable Adjustment.

105.8.5 Dredge Spoils (Dredge Materials) - Unless otherwise provided in the Contract, dredge spoils may not be used as fill within the Project Limits. Any use or disposal of dredge spoils must be in accordance with all applicable federal and State laws.

105.8.6 Pit or Quarry Requirements -

- A. General: Pits or quarries that are sources of Material for the Project, including loam fields, shall meet the requirements of this Section 105.8.6. The Contractor must procure an Agreement from the Owners of such sources stating that the Owners will comply with these requirements. If requested by the Authority, the Contractor will provide the Authority with a copy of such Agreement. The Contractor shall provide the Resident with the center of the source GPS coordinate pairs (latitude and longitude) in decimal degrees (DD.DDDDDD),

name, and town in which the source is located.

- B. Excavation: Requirements Surface Material stripped from the pit shall be stored to allow for restoration of the pit. The Contractor shall not excavate from pit faces that are vertical or have an overhang. The Contractor must stop excavating within a 2 horizontal to 1 vertical slope 10 feet inside of a property line of a deposit, even though the Material within the pit may have a steeper angle of repose. The exception may be when an additional Agreement is reached with an adjacent property Owner to allow the extension of a pit onto the adjacent property Owner's land. The Contractor must insure that hazards such as steep pit faces and ponds are protected by flattening slopes or by erecting suitable fencing.
- C. Rehabilitation: If the pit is licensed by MDEP or LURC, the Contractor shall follow the rehabilitation provisions of said license. In the absence of such license requirements, pits, including loam fields, shall be rehabilitated as provided below and in Section 657 - Rehabilitation of Pits.
- 1) Newly opened pits and loam fields from which any Material has been removed for the Project shall be completely rehabilitated, as defined below.
 - 2) Areas of extensions of existing pits from which common borrow, granular borrow, gravel borrow, rock borrow, or loam have been removed for the Project shall be completely rehabilitated.
 - 3) Areas of extensions of existing pits that have become depleted, as defined below, by the removal of other gravel, sand, Aggregate items, or loam for the Project shall be completely rehabilitated.
 - 4) Areas of extensions of pits which have not become depleted by the removal of other gravel, sand, Aggregate items, or loam shall be rehabilitated to the extent of grading the slopes to 1 horizontal to 1 vertical or flatter.

For the purposes of this Section 105.8.6, the following definitions apply:

"Completely Rehabilitated" means grading all areas disturbed as a result of the Project and treating of the ground surface in accordance with Section 657 - Rehabilitation of Pits.

"Depleted" means when the only remaining Material is within 10 feet of a property line on a 1 horizontal to a 1 vertical slope or when the character of the Material so radically changes that it can no longer be used as originally anticipated.

105.8.7 Environmental Non-compliance - Remedies and Costs - The Contractor shall be in non-compliance if it, or Subcontractors at any tier, fail to comply with the terms of this Contract

or, pursuant to Section 104.3.7 - Laws To Be Observed, any applicable environmental or land use law or regulation including Project specific permit conditions.

If the Contractor is in non-compliance, the Authority may, at its discretion:

A. Withhold all Progress Payments, or any portion thereof, during the period the Contractor is in non-compliance;

B. Remedy such non-compliance using Authority forces or another Contractor and deduct all costs incurred by the Authority from Progress Payments. Such costs include direct costs, Project Engineering costs, and Contractor costs from amounts otherwise due the Contractor, and/or

C. Suspend the Work for cause and without cost or liability to the Authority. Said suspension shall continue until the Contractor has addressed all non-compliance issues as directed by the Authority.

The Contractor shall be responsible for any fines and penalties assessed by environmental or land use regulatory agencies due to such non-compliance. Such penalties may be withheld from amounts otherwise due the Contractor. For related provisions, see Sections 108.5 - Right to Withhold Payments and 108.9.3 - Amounts Due the Authority.

105.9 Historic and Archaeological Considerations - If the Contractor or any Subcontractor discovers any object of potential archaeological or other historic interest, all work that could disturb the object will immediately cease and will not resume until investigation of the object and related deposits have been completed, and if necessary recovered. The Contractor will notify the Authority immediately. (Some non-exclusive first indications of deposits may be burial grounds or campsites of Native Americans that reveal the bones of the dead and implements. Also the exposure of marine fossils or shells found mainly in clay deposits, as well as, exposure of dumps in landfill areas, abandoned campfire sites, and building foundations.)

Any delay of the Contractor's operations resulting from the above will be analyzed in accordance with Section 109.5 - Adjustment for Delay, except that in no event will such delay be a compensable delay.

Any artifacts, specimens, materials or other objects found on or beneath land owned by the Authority belong to the Maine Turnpike Authority.

105.10 Equal Opportunity and Civil Rights - VACANT

105.10.2 Requirements Applicable to All Contracts - Unless expressly provided otherwise in the Bid Documents, the provisions contained in this Section 105.10.2 apply to this Contract.

A. Maine Code of Fair Practices and Affirmative Action: The Contractor must comply with the provisions of Maine's Code of Fair Practices and Affirmative Action, 5 MRSA §781, et seq., and all regulations promulgated thereunder. This Code, at 5 MRSA§784(2), reads as follows.

"During the performance of this Contract, the Contractor agrees as follows:

1) The Contractor will not discriminate against any employee or applicant for employment because of race, color, religious creed, sex, national origin, ancestry, age, sexual orientation, physical and/or mental disability. Such action shall include, but not be limited to, the following: Employment, upgrading, demotions, transfers, recruitment or recruitment advertising; layoffs or terminations; rates of pay or other forms of compensation; and selection for training, including apprenticeship.

2) The Contractor will, in all solicitations or advertisements for employees placed by or on behalf of the Contractor, State that all qualified applicants will receive consideration for employment without regard to race, color, sexual orientation, religious creed, sex, national origin, ancestry, age, physical handicap, or mental handicap.

3) The Contractor will send to each labor union or representative of the Workers with which he has a collective or bargaining Agreement, or other Contract or understanding, whereby he is furnished with labor for the performances of [sic] his Contract, a notice, to be provided by the Contracting Department or agency, advising the said labor union or Workers' representative of the Contractor's commitment under this Section and shall post copies of the notice in conspicuous places available to employees and to applicants for employment.

4) The Contractor will cause the foregoing provisions to be inserted in all Contracts for any Work covered by this Agreement so that such provisions will be binding upon each Subcontractor.

For Contracts exceeding \$50,000, the Contractor hereby agrees to the following requirements:

1. The Contractor will pursue an affirmative action program which includes procedures designed to increase the numbers of minorities, women, and handicapped at all levels and in all segments of the workforce where imbalances exist. Such a program should include an assessment of the existing situation, and the development of realistic goals for necessary actions. These goals and related procedures and timetables should not require rigid quotas but are commitments which the Contractor should make every good faith effort to achieve.
2. In connection with Contracts in excess of \$250,000, the Contractor will insure contractually that all Subcontractors shall also pursue an affirmative action

program meeting the above requirements. The Contractor shall also ensure contractually that all Subcontractors with Contracts in excess of \$50,000 pursue an affirmative action program meeting the above requirements.

3. An affirmative action program will provide that no Contractor and/or Subcontractor will discriminate against an employee or applicant for employment because of race, color, religious creed, sex, national origin, ancestry, age, physical handicap or mental handicap unless based upon a bona fide occupational qualification. Such action shall include, but not necessarily be limited to, the following; employment, upgrading, demotions, transfers, recruitment or recruitment advertising, layoffs or terminations, rates of pay and compensation, and selection for training and apprenticeship.

B. Maine Human Rights Act The Contractor must comply with the provisions of Maine's Human Rights Act, 5 MRSA §4551, et seq., and all regulations promulgated thereunder. This Act provides, among other things, that it is unlawful discrimination for any employer to fail or refuse to hire or otherwise discriminate against any applicant for employment because of race or color, sex, physical or mental disability, religion, age, ancestry, national origin, or sexual orientation except when based on a bona fide occupational qualification.

C. EEO Notice to Labor Sources Contractors and Subcontractors that are required by Maine's Code of Fair Practices and Affirmative Action or by federal law to notify a labor union or a representative of workers with which the Contractor or the Subcontractor has a collective or bargaining agreement, contract or understanding through which labor is furnished must provide notice on the letter shown on this page below. The letter must be written on the Contractor's or Subcontractor's letterhead stationery. A list of Maine Department of Labor Career Center Job Service Centers follows the letterform.

To: _____
(Union, employment agency or employee's representative)

(Address)

Subject: Equal Employment Opportunities on

State Project No.: _____

Federal Aid Project No.: _____

Location: _____

Description of Work: _____

For Work related to the construction of the above listed Project to be performed under State Contract No.: _____, I have pledged to provide equal employment opportunities without regard to race, color, religion, sex, national origin, sexual orientation, or disability. This pledge applies to all employees and applicants for employment in connection with:

- Hiring, Placement, Upgrading, Transfer or Demotion
- Recruitment, Advertising or Solicitation for Employment
- Treatment During Employment
- Rates of Pay or Other Forms of Compensation
- Selection for Training, Including Apprenticeship
- Layoff or Termination

Inquiries and complaints should be addressed to:

President's Committee on Equal Employment Opportunity
Washington, D.C. 20425

Signed: _____

(Title)

For: _____

(Contractor)

(Address)

(Dated)

**Maine Department of Labor
Career Centers & Job Service Centers**

Augusta Career Center

21 Enterprise Drive, Suite 2
109 State House Station
Augusta, ME 04333-0109
Toll Free Phone: 1-800-760-1573
Local Phone: (207) 624-5120
Fax No: (207) 287-6236
TTY Users Call Maine Relay 711
Email: augusta.careercenter@maine.gov

Bangor Career Center

45 Oak Street, Suite 3
Bangor, ME 04401-7902
Toll Free Phone: 1-888-828-0568
Local Phone: (207) 561-4050
Fax No: (207) 561-4066
TTY Users Call Maine Relay 711
Email: bangor.careercenter@maine.gov

Calais Career Center

1 College Drive
Calais, ME 04619-0415
Toll Free Phone: 1-800-543-0303
Local Phone: (207) 454-7551
Fax No: (207) 454-0349
TTY Users Call Maine Relay 711
Email: calais.careercenter@maine.gov

Lewiston Career Center

5 Mollison Way
Lewiston, ME 04240-5805
Toll Free Phone: 1-800-741-2991
Local Phone: (207) 753-9001
Fax No: (207) 783-5301
TTY Users Call Maine Relay 711
Email: lewiston.careercenter@maine.gov

Presque Isle Career Center

66 Spruce Street, Suite 1
Presque Isle, Maine 04769-3222
Toll Free Phone: 1-800-760-1572
Local: (207) 474-4914
Fax (207) 760-6350
TTY Users Call Maine Relay 711
Email: presqueisle.careercenter@maine.gov

Skowhegan Career Center

98 North Ave
Skowhegan, ME 04976-1923
Toll Free Phone: 1-800-760-1572
Local Phone: (207) 474-4950
Fax No: (207) 474-4914
TTY Users Call Maine Relay 711
Email: skowhegan.careercenter@maine.gov

Springvale Career Center

9 Bodwell Court
Springvale, ME 04083
Toll Free: 1-800-343-0151
Local: (207) 324-5460
Fax: (207) 324-7069
TTY Users Call Maine Relay 711
Email: springvale.careercenter@maine.gov

Wilton Career Center

865 US Route 2E
Wilton, ME 04294-6649
Toll Free Phone: 1-800-982-4311
Fax No: (207) 645-2093
TTY Users Call Maine Relay 711
Email: wilton.careercenter@maine.gov

D. Prevention of Sexual Harassment Contractors are responsible, under Maine State Law, for ensuring and maintaining a Work environment that is free from sexual harassment. The Contractor shall comply with all relevant provisions of Maine State Law in regard to sexual harassment including, but not necessarily limited to, 5 MRSA 4572, 26 MRSA 806-807, and the regulations of the Maine Human Rights Commission.

SECTION 106 - QUALITY

Scope of Section This section contains general provisions related to the Quality of Work including roles, standards, Materials, Quality Control, Acceptance, Non-conforming Work, and warranties.

106.1 Roles Regarding Quality -

106.1.1 Cooperation - The Contractor and the Authority shall work cooperatively within their respective Quality Assurance (QA) responsibilities to produce and document a high quality project, meeting or exceeding the quality requirements of the contract.

106.1.2 Role of the Contractor - The Contractor is responsible for all aspects of the quality of construction, including labor, equipment, materials, incidentals, processes, construction methods, and QC. Unless required by Special Provision the Authority does not require a QCP. When required by the contract special provisions, the Contractor shall develop, submit for approval, implement, and adjust if necessary a QCP for the work specified.

106.1.3 Role of the Authority - The Authority will perform acceptance sampling, testing, and inspection for any element of the work to monitor compliance with the QCP, if required, and contract requirements. The Authority may also perform IA and Verification sampling and testing at any time.

106.2 Quality Standards -

106.2.1 Conformity with Contract - The Contractor shall comply with all contract requirements in performance of the work. Any required plans such as QCP, the TCP, and the SEWPCP, as approved by the Authority, are binding upon the Contractor as contract requirements.

106.2.2 Conformity with Other Standards - Unless otherwise provided in the contract, all work shall conform to the following standards, as applicable.

- A. MaineDOT
- B. AASHTO
- C. ASTM
- D. AREMA

- E. Standard conditions and special conditions contained in any permit
- F. Manual on Uniform Traffic Control Devices (MUTCD)
- G. American with Disabilities Act (ADA)

106.2.3 Industry Standards - If there is no applicable standard set forth in this Contract for a particular item of work, then the Contractor shall perform that item of work in accordance with industry standards prevailing at the time of bid.

106.3 Material Quality -

106.3.1 General - Materials and manufactured products incorporated into the work shall be new unless otherwise specified, free from defect, and in conformity with the contract.

When material is fabricated or treated with another material or where any combination of materials is assembled to form a finished product, any or all of which are covered by specifications, the Authority may reject the finished product if any of the components do not comply with the specifications.

Title to all hot mix asphalt to be furnished by the Contractor shall pass to the Authority immediately before installation. The preceding sentence shall not in any way affect any right or remedy the Authority has relating to the quality of the material, installation, or workmanship.

106.3. 2 Quality Requirements - Materials shall meet the requirements of the contract at the time they are incorporated into the work. The Contractor shall test proposed sources of materials using accepted procedures and equipment no more than 60 days prior to use. Materials shall not be used in the work until passing results are obtained and provided to the Authority. The Contractor shall provide the Resident with a copy of the passing test results including the source of the material as identified in Section 105.8.6.

The Contractor shall perform QC inspection, sampling, testing, and documentation in accordance with the contract requirements. For work without specific QC requirements, the Contractor shall perform inspection, sampling, and testing, as the Contractor deems necessary to ensure adequate process control and end product quality.

The Contractor shall provide all facilities, testing equipment, and material samples as the Authority may require to collect and forward Acceptance and IA samples, and conduct related field tests.

The Contractor shall supply materials and perform work using methods and equipment in a manner, which will not degrade the quality of the materials. Materials with prior approval that become unfit for use or fall outside the specification limits will result in the affected product being declared non-conforming work. For a related provision, see Section 106.8 - Non-conforming Work.

The cost of the Contractor's QC activities and for furnishing facilities, testing equipment, and samples for the Department's Acceptance and IA activities is incidental to the related Pay Items.

106.3.3 Sources -

A. General: The Contractor shall furnish all materials and products required to complete the work, except as otherwise provided in the Contract. Unless otherwise specified in the Contract, the Contractor shall use only those products contained on the MaineDOT's Qualified Products List (available on the MaineDOT internet site) if a list is established for that type of product or material. For any material on the MaineDOT qualified products list that is being considered for incorporation into the Work, it shall be the Contractor's responsibility to verify that the material is appropriate for the use being considered.

Preference in the purchase of supplies and materials, other considerations being equal, shall be given in favor first of supplies and materials manufactured and sold within the State of Maine, and second, of supplies and materials manufactured within the United States. Materials and supplies sold outside the United States will be considered third in the preference order.

At least thirty (30) days prior to use the Contractor shall inform the Resident in writing of the sources from which Contractor proposes to obtain the materials required for the Project and statements of quality of these materials.

B. Authority Furnished Materials: The Contract may specify that the Authority will furnish certain materials. If the Contractor reasonably believes that the Authority furnished material is deficient in any way, the Contractor shall immediately notify the Authority before accepting delivery. After acceptance of delivery, the Contractor is responsible for all risk of loss or damage to Authority furnished material. The cost of inspecting, handling, and storing Authority furnished materials after delivery is incidental to the Contract. The Authority may deduct from amounts otherwise due the Contractor all costs necessary to make good any shortage, damage, or deficiencies discovered after the Contractor accepts delivery including any demurrage or car hire charges.

106.3.4 Storage - The Contractor shall store materials to preserve their quality and fitness for the work. If materials fail to meet the requirements of the Contract, the materials will be rejected. The Authority may inspect stored materials at any time. The Contractor shall locate stored materials to facilitate their prompt inspection. The Authority may approve portions of land within the Right-of-Way for storage purposes and for the placing of the Contractor's equipment, but the Contractor shall provide any additional land required without cost to the Authority. The Contractor shall not use private property for storage purposes without written permission of the owner, with copies of the written permission furnished to the Authority upon request. The Contractor shall restore all storage sites, whether within the Right-

of-Way or on private property, to original condition at the completion of the project, without cost to the Authority.

The Contractor shall be responsible for the security of all storage areas. Materials and supplies that are stolen, damaged or otherwise made unacceptable while in storage shall be replaced in kind at the Contractor's own expense.

106.3.5 Handling - The Contractor shall handle all materials in a manner that preserves their quality and fitness for the work. The Contractor shall transport aggregates in tight vehicles to avoid loss or segregation of materials after loading and measuring.

106.3. 6 Unacceptable Materials - The Authority may reject materials not conforming to the Specifications at any time, and the Contractor shall remove them immediately from the project site unless otherwise instructed by the Authority. The Contractor shall not store or use rejected materials on any Authority project.

106.3.7 Sampling and Testing - Qualified Authority personnel may take samples for Acceptance Testing. Work in which material is used without the approval will be at the Contractor's sole risk and the work will be considered non-conforming work. Unless otherwise designated, the Authority's testing costs will be at the expense of the Authority. Materials being used are subject to inspection, testing, or rejection at any time. The Authority will furnish copies of test reports to the Contractor upon request.

The Contractor is responsible for the quality of construction and materials incorporated into the work. The Contractor shall perform all necessary QC inspection, sampling, and testing in accordance with the approved QCP. If a QCP is not required, the Contractor is still responsible for all QC necessary for a high quality project. The Contractor shall not rely on the results of the Authority's Acceptance Testing being available for process QC.

The Contractor may observe the Authority's sampling and testing activities. If the Contractor observes a deviation from the specified sampling or testing procedures, then the Contractor shall describe the deviation to the Authority immediately and document the deviation in writing within 24 hours. Failure to properly describe and document the deviation will constitute a waiver by Contractor of any right to dispute the sampling or testing procedure concerned.

When directed by the Authority, the Contractor shall sample and test any material, which appears inconsistent with similar material being sampled, unless such material is voluntarily removed and replaced or corrected by the Contractor. All sampling shall be in accordance with Authority, AASHTO, or ASTM procedures as specified for the material being sampled.

106.4 Quality Control

106.4.1 General - When required by Special Provision, the Contractor shall develop, submit, and implement a Quality Control Plan (QCP), approved by the Authority, for those

items of work specified that will result in work that meets or exceeds the quality requirements of this Contract. Regardless of whether a QCP is required, Quality Control for all work is the Contractor's responsibility.

A. Submittal: Within 21 Days of Contract Execution or at least 30 days before any related work is to be performed, the Contractor shall submit three copies of its QCP to the Authority.

B. Approval: Within 14 Days of Receipt, the Authority will determine if the QCP is in accordance with the requirements of this Section 106.4 and (1) notify the Contractor that its QCP is approved or (2) return it for any needed revisions. If returned for revision, the Contractor shall resubmit three copies of its revised QCP as provided above within 7 days and the Authority will have 7 days from receipt of the revised plan to notify the Contractor whether its QCP is approved or again requires revision. Additional iterations will occur in a like manner until the Authority approves the Contractor's QCP. Failure to submit an approvable QCP shall not be cause for any adjustment to compensation or time.

C. Standard QC Plans: For items included in Section 400 - Pavements, the Contractor may choose to submit a standard QCP which includes any items common to all of their plants and paving operations. Standard plans shall be submitted to the Quality Assurance Engineer by March 1. The standard plan will apply to all projects constructed by the Contractor until a new standard plan is approved the following year. In addition to the standard plan, the Contractor must submit a supplemental QCP for each project which includes any required items and project specific details not covered by the standard plan. Approval of both standard and project specific QCPs shall be as outlined in paragraph B above, with the exception that the initial 14 day review period for standard plans will begin on March 1.

Upon final approval of the QCP, the Contractor shall provide 5 bound copies or an electronic version to the Authority. All Contractor QC personnel shall also be issued their own copy of the approved QCP. The Contractor shall communicate the applicable contents of the approved QCP to all Contractor and Subcontractor personnel involved in completing the work items covered by the QCP.

The Contractor's QCP shall consist of plans, procedures, responsibilities, authority, and an organizational structure that demonstrates that an effective level of QC will exist and that the end result products will comply with all Contract requirements. The Contractor shall provide all necessary QC inspection, sampling, and testing to implement the QCP. The QCP shall include an organizational structure and reporting requirements that demonstrate that QC personnel have sufficient independence to allow them to be primarily concerned with quality, as opposed to schedule and budget.

The individual administering the QCP shall be a full-time employee of or a consultant engaged by the Contractor. The individual shall have full authority to institute any and all

actions necessary for the successful implementation of the QCP.

The Authority will not sample or test for process control or assist in controlling the Contractor's production operations. The Contractor shall provide QC personnel and testing equipment capable of providing a quality product that meets or exceeds the Contract requirements. Continued production of non-conforming work for a reduced price as determined by the Authority, instead of making adjustments to bring work into conformance, is not allowed.

106.4.2 Quality Control Plan Requirements - The QCP shall include, at a minimum, the following:

- Construction items covered by the QCP, as specified in the Contract
- Sampling location and techniques
- Tests and test methods
- Testing frequencies
- Inspection frequencies
- Detailed description of production and placement equipment and methods
- Documentation procedures, including:
 - Acceptable Control Charts
 - Inspection and test records
 - Temperature measurements
 - Accuracy, calibration, or recalibration checks performed on production or testing equipment

The QCP shall identify the Contractor's QC personnel, including the company official ultimately responsible for the quality of the work. The Authority's QCP approval process may include inspection of testing equipment and a sampling and testing demonstration by the Contractor's QC inspector(s) to assure an acceptable level of performance.

106.4.3 Testing - Qualified technicians in laboratories approved by the Authority shall perform all QC testing covered by the QCP. Technician qualifications shall be as described in the Contract for the corresponding item of work.

Laboratory facilities shall be clean and all equipment shall be maintained in proper working condition. The Authority shall be permitted unrestricted access to inspect the Contractor's laboratory facility. The Authority will advise the Contractor in writing of any noted deficiencies concerning the laboratory facility, equipment, supplies, or testing personnel and procedures. Deficiencies shall be grounds for the Authority to order an immediate stop to incorporating materials into the work until deficiencies are corrected. Work already in place affected by QC deficiencies is non-conforming work.

The Contractor shall maintain original documentation of all inspections, tests, (including all associated data such as measurements, weights, dial readings, etc. used in the completion of

the test), and calculations used to generate reports. The records shall indicate the nature, number, and type of deficiencies found, the quantities approved and rejected, and the nature of corrective actions taken. The Contractor shall maintain standard testing equipment and qualified personnel as required by the Contract.

The QCP shall include the testing and record keeping requirements for each item as contained in the Contract. The number preceding each item refers to the item and specification number in the Standard Specifications. When testing requirements are not specified, the Contractor shall perform all testing and record keeping as recommended by the manufacturer, vendor, or supplier.

If an item is required to be in the QCP but the Contract does not specify testing requirements, the Contractor shall propose testing requirements in the QCP.

The Contractor shall maintain Control Charts in a manner and location acceptable to the Authority. At a minimum, the Control Charts shall identify the project number, the Pay Item number, each test parameter, the upper and lower control limits applicable to each test parameter, and the running average of the last three Contractor test results. The Contractor shall use the Control Charts as part of a process control system for identifying production and equipment problems and for identifying potential quality reductions before they occur. Acceptable Control Charts are a required component of an acceptable QCP.

After final records review, the Contractor will certify in writing to the Authority that the project has been constructed and inspected, and all materials have been tested in accordance with the Contract. All Paving certs shall be submitted on the Paving Company's Letterhead.

106.4.4 QC Inspector Qualifications - When a QCP is required, the Contractor's QC Inspectors shall hold all certifications from MCTCB or NETTCP that apply to the items included in the QCP. The Authority may require the Contractor to remove Inspectors from the project that are not certified as required or that are otherwise unqualified or unable to fulfill their duties in a good and workmanlike manner.

106.4.5 Inspection Requirements - The QCP shall cover all construction operations on the site and at off-site production facilities, keyed to the proposed construction materials, sequence and schedule. The QCP shall also identify QC personnel (including qualifications), procedures, controls, tests, records, and forms to be used.

The Contractor shall provide a copy of each completed QC report to the Authority by 1:00 PM on the day following each construction activity, unless other arrangements are made with the Resident. Failure to provide this report will constitute non-compliance with the QCP and the Contract.

If an item is required to be in the QCP but QC Inspection requirements are not specified in the Contract, the Contractor shall propose inspection and record keeping requirements for such

items in the QCP.

106.4.6 QCP Non-Compliance - The Contractor shall comply with the approved QCP and shall take all other steps necessary to assure a high quality project.

Failure by the Contractor to comply with the approved Quality Control Plan will result in the following actions:

1st Incident: Written warning. If the Contractor does not take corrective action upon receipt of written warning, the Authority will escalate immediately to the 2nd Incident.

2nd Incident: Mandatory work suspension until compliance and loss of 1% of the Bid Price of all Pay Items covered by the QCP, as described in this Section.

3rd Incident: Mandatory work suspension until compliance and loss of an additional 2% of the Bid Price of all Pay Items covered by the QCP, as described in this Section.

4th and subsequent Incidents: Mandatory work suspension until compliance and loss of an additional 3% of the Bid Price (each occurrence) of all Contract Pay Items covered by the QCP, as described in this Section.

During all periods of the Contractor's failure to follow the approved QCP, no positive pay incentives will be calculated or paid if the Authority accepts the material.

Disincentives for failure to comply with the approved QCP are cumulative, and the Authority will deduct any disincentives due from amounts otherwise due the Contractor. These disincentives are intended to encourage the Contractor to comply with its approved QCP, and are not related to the quality of the material provided.

106.5 Quality Assurance - The Authority will conduct Quality Assurance by:

- Review of QC Reports provided by the Contractor.
- Monitoring Contractor compliance with the QCP.
- Random inspection of production, placement and workmanship
- Randomly accompanying the Contractor's inspector during QC Inspections/Testing.
- Acceptance a Verification and IA sampling and testing of materials or completed work.

The Authority's objective is a high quality project through a cooperative effort with the Contractor. Items, which are to be buried, covered, are of high cost, or affect the long-term durability of the work, will receive extra attention in the QA effort.

Unacceptable work found by the Authority's Inspector will be brought to the attention of the Resident, who will determine what corrective action the Contractor will take. The Contractor shall schedule the corrective work with the Resident, and both the QC and Authority's Inspectors will witness the corrective work. Failure of the Contractor to correct unacceptable work in a

timely manner, as determined by the Authority, may result in the withholding of progress payment(s), suspension of the work, or both. The Contractor will not be eligible for either additional monetary compensation or a time extension should this happen. If necessary for protection of the work or for public convenience, the Authority may accomplish corrective work by other means and deduct the cost from any monies due the Contractor.

The Authority may review and obtain copies of all QC test reports (including original test data), inspections reports, and control charts at all reasonable times without cost to the Department.

If the Authority decides to inspect the materials or operations at the plant, then the following conditions shall be met:

A. The Authority shall have the cooperation and assistance of the Contractor and the producer with whom the Contractor has arranged for materials.

B. The Authority shall have full access at all times to the parts of the plant that concern the manufacture and production of the materials being furnished.

C. If required, the Contractor shall arrange for an approved testing laboratory building for the sole use of the Authority. The building shall be located near the plant and conform to the requirements of Section 639 - Engineering Facilities.

D. The Contractor shall provide any needed equipment for safe access to plant stockpiles, equipment, and operations.

106.6 Acceptance - The Authority is responsible for determining the acceptability of the Work. Acceptance of the material is based on the visual inspection of the construction, monitoring of the Contractor's QCP, and Acceptance Test results. Acceptance sampling and testing is the responsibility of the Authority (unless alternate procedures are specified) except for furnishing facilities, testing equipment, transportation, and material samples as required.

106.7 VACANT -

106.8 Non-Conforming Work -

106.8.1 Substantially Conforming Work - If the Authority determines the work substantially conforms to the Contract, the Authority may accept the non-conforming work, and may require a credit to the Authority to be deducted from amounts otherwise due the Contractor. If the Authority and Contractor cannot agree to the amount of the credit, the work shall be unacceptable work.

106. 8.2 Unacceptable Work - The Contractor shall remove, replace, or otherwise correct all unacceptable work as directed by the Authority at the expense of the Contractor, without cost or

liability to the Authority.

106.8.3 Unauthorized Work - Prior to Final Acceptance and upon written order by the Department, the Contractor shall remove or uncover unauthorized work. After examination, the Contractor shall rebuild the uncovered work to a condition conforming to the Contract at the expense of the Contractor and without cost or liability to the Department. Any delay arising from unauthorized work shall be an inexcusable delay.

106.8.4 Uninspected Work - Prior to Final Acceptance and upon written order by the Authority, the Contractor shall uncover uninspected work. After examination, the Contractor shall rebuild the uncovered work to a condition conforming to the Contract. If the Authority determines that the uninspected work is acceptable, the uncovering, removing, and rebuilding will be paid as extra work, and any resulting delay shall be an excusable delay. If the Authority reasonably determines that the uninspected work is unacceptable, the uncovering, removing, and rebuilding shall be at the Contractor's expense and any resulting delay shall be an inexcusable delay.

106.8.5 Failure to Disapprove not Controlling - No omission or failure on the part of the Resident to disapprove or reject any Work or material shall be taken to be an acceptance of any defective Work or material.

106.8.6 Corrective Steps - If the Contractor fails to promptly take any action required of it under this Section the Authority may take such action using its own or contracted forces, and deduct the costs incurred in doing so from amounts otherwise due to the Contractor.

106.9 Warranty Provisions -

106.9.1 Warranty by Contractor - The Contractor unconditionally warrants and guarantees that the Project will be free from warranty defects for one year from the date of Physical Work Complete. For a related provision, see Section 107.9.3.

If the Authority discovers any warranty defects during the warranty period, the Contractor agrees to promptly perform all remedial work at no additional cost or liability to the Authority.

For a related provision regarding obligations regarding plantings, see Section 621.0036 – Establishment Period

106.9.2 Warranty Definitions - Notwithstanding any other provision of the Contract, the following words or phrases have the following definitions for the purposes of the Contractor's warranty obligation under this Contract.

Warranty Defects: Warranty Defects are conditions that result from material, manufacture, or workmanship and that are not in conformity with the Contract or with industry standards applicable to the work prevailing at the time of submission of the bid. Warranty defects do not include (A) normal wear and tear, (B) conditions caused by

occurrences clearly beyond the Contractor's control and not attributable to material, manufacture, or workmanship, and (C) Defects in landscape items that are the subject of Landscape Establishment Period Obligations.

Emergency: Emergency means necessary for public safety or convenience, as determined by the Authority.

Promptly: Unless an emergency, "Promptly" means in the first construction season after the Contractor has been notified of the defect(s), but always within one year of such notice. In case of emergency, Promptly means within 48 hours.

Remedial Work: "Remedial Work" means all work necessary to make the item in like new condition as reasonably determined by the Authority and performed in accordance with the Contract and in a good and skillful manner. Remedial Work includes all design, permitting, project management, supervision, materials, and labor, including erosion control and traffic control.

Remedial Work Procedure and Requirements: Within (30) Days of being notified of warranty defects, the Contractor shall submit to the Authority for approval a Remedial Work Plan including the scope of work, conceptual work methods, schedule, construction phasing, and other significant aspects of the work (the "Work Plan"). Unless otherwise provided by the Authority in writing, any work commenced prior to Authority's approval of the Work Plan will be at the Contractor's sole risk. Before starting any on-site work, the Contractor shall deliver to the Authority certificates of insurance complying with Section 110.3 - Insurance. If the estimated cost of remedial work exceeds \$100,000, the Contractor shall provide performance and Payment Bonds complying with Section 110.2 - Performance and Payment Bonds.

If (A) the Contractor fails to submit a Remedial Work Plan, (B) the Contractor does not comply otherwise with written instructions from the Authority, or (C) a State of emergency exists in which delay would cause serious risk of loss or damage, then the Authority may perform or Contract for such remedial work and the Contractor will be responsible for all claims, costs, damages, losses, and expenses arising out of such work including fees and charges of engineers, consultants, attorneys, dispute resolution professionals, and court costs.

Upon a final inspection satisfactory to the Authority, the Authority will issue a written acceptance of the remedial work. The Contractor warrants and guarantees all remedial work to be free from warranty defects for one year after such acceptance.

106.9.4 Other Warranty Provisions - The Contractor hereby assigns to the Authority the right to enforce all manufacturer's warranties or guarantees on all materials, equipment or products purchased for the work that exceed the nature or duration of the warranty obligations assumed by the Contractor under this Contract.

The Performance Bond and/or Warranty Bond required by Section 110.2.1 - Bonds shall cover all warranty obligations of the Contractor provided by this Contract. Final Acceptance by the Authority does not relieve the Contractor of any warranty obligations provided by this Contract.

The Contractor agrees that the warranty obligations provided by this Contract shall be reported as an outstanding obligation in the event of bankruptcy, dissolution, or the sale, merger, or cessation of operations of the Contractor.

SECTION 107 - TIME

Scope of Section This Section contains general time-related provisions of the Contract including the Contract Time, allowable Work times, schedule requirements, Liquidated Damages, and Project Closeout.

107.1 Contract Time and Contract Completion Date - All Work must be Complete by the Contract Completion Date and within the Contract Time. Unless expressly provided otherwise by the Authority in writing, the Contract Time shall be all time between the Contract Execution and the Completion Date specified in the Contract, and any authorized extensions.

107.2 Commencement of Contract Time and Work - Unless provided elsewhere in this Contract or in writing from the Authority, the Contract Time will commence on the date of Contract Execution. For related provisions, see Sections 101.2 - Definitions of Contract Execution and 103.8 - Execution of Contract by the Authority.

Unless specified otherwise (see Section 104.4.2), Work may commence upon Contract Execution, unless the Contractor has not secured and provided the Performance and Payment Bonds and Insurance Certificates required by Sections 103.5 - Award Conditions, 110.2 - Bonding, and 110.3 - Insurance. Any Work performed before the requirements of these sections are met is Unauthorized Work and is at the sole risk of the Contractor. Pursuant to Section 110.1 - Indemnification, the Contractor and Surety shall indemnify and hold harmless the Authority from any claims arising from Work.

107.3 Allowable Work Times

107.3.1 General - Work can be performed at any time except Sundays and Holidays, unless expressly specified otherwise in this Contract, including any applicable Permit conditions. If a Holiday occurs on a Sunday, the following Monday shall be considered a Holiday. Sunday or Holiday work must be approved by the Authority, except that the Contractor may work on Martin Luther King Day, President's Day, Patriot's Day, the Friday after Thanksgiving, and Columbus Day without the Authority's approval.

Work that impacts traffic may be subjected to further restrictions. See related Special Provision, section 652.

107.3.2 Night Work - If the Contractor performs Work during periods of darkness, the Contractor shall comply with Contract requirements governing night Work. If the Contractor elects to perform Work during periods of darkness on its own initiative and without direction from the Authority, then the Contractor shall also comply with all municipal ordinances affecting such Work including noise ordinances. When pricing and scheduling the Work, the Contractor shall not assume that such non-directed night Work will be allowed. Accordingly, the Contractor shall not be entitled to any adjustment to either compensation or time due to its inability to secure any required municipal approvals.

107.3.3 Sundays and Holidays - The Contractor shall not carry on construction operations on Sundays or Holidays unless: (A) expressly specified otherwise in this Contract, (B) authorized by the Authority, or (C) necessary to avoid or eliminate a clear and immediate risk of significant bodily injury to any person.

107.3.4 Seasonal Work Restrictions - The Contractor shall meet all seasonal restrictions on time of Work contained in the Contract including all Permits.

107.4 Scheduling of Work -

107.4.1 General Duty of Contractor - The Contractor is solely responsible for the planning and execution of Work in order to complete the Work within the Contract Time.

107.4.2 Schedule of Work Required - At least 3 days before the pre-construction meeting and before beginning any on-site activities, the Contractor shall provide the Authority with its Schedule of Work in a Critical Path Method (CPM) in the form of an activity on node (AON) diagram. This CPM schedule will become the basis for claims involving delay. The Authority will waive this CPM requirement for appropriate contracts through a special provision. The Contractor shall plan the Work, including the activity of Subcontractors, vendors, and suppliers, such that all Work will be performed in Substantial Conformity with its Schedule of Work. The Schedule must include sufficient time for the Authority to perform its functions as indicated in this Contract, including QA inspection and testing, approval of the Contractor's TCP, SEWPCP and QCP, and review of Working Drawings.

At a minimum, the Schedule of Work shall show the major Work activities, milestones, durations, submittals and approvals, and a timeline. Milestones to be included in the schedule include: (A) start of Work, (B) beginning and ending of planned Work suspensions, (C) Completion of Physical Work, and (D) Substantial Completion. If the Contractor Plans to Complete the Work before the specified Completion date, the Schedule shall so indicate.

Any restrictions that affect the Schedule of Work such as paving restrictions or In-Stream Work windows must be charted with the related activities to demonstrate that the Schedule of Work complies with the Contract.

The Authority will review the Schedule of Work and provide comments to the

Contractor within 20 days of receipt of the schedule. The Contractor will make the requested changes to the schedule and issue the finalized version to the Authority.

No Pay Requisition will be approved for payment until the schedule requirement is accepted by the Authority.

In addition to the Schedule required the Contractor shall submit, no later than 12:00-noon every Thursday, a schedule of his operations for the following two weeks, including a detailed plan of the first week's activities. This plan shall show the type of Work to be done and the traffic lanes that are to be impacted, including all lane closures that are anticipated for the week. This updated plan will be used by the Resident to schedule the appropriate resources and inform other interested parties of the proposed Work. Lane closures that are not shown on this plan will only be allowed if they are deemed emergency lane closures by the Resident.

107.4.3 Projected Payment Schedule V A C A N T

107.4.4 Schedule Revisions - The progress of the Work shall be compared against the Schedule of Work at each Progress Meeting. If the Authority determines that the Contractor's actual progress is not in Substantial Conformity with the Schedule of Work, then the Contractor shall either increase Project resources to get back on schedule or submit a revised Schedule of Work to the Authority.

No Pay Requisition will be approved for payment until the revised schedule is accepted by the Authority.

107.4.5 No Separate Payment - Unless expressly provided otherwise, the cost for providing a Schedule of Work, a Projected Payment Schedule, and all revisions and updates is Incidental to the Contract.

107.5 Suspension of Work

107.5.1 Winter Suspensions -

A. Start of Winter Suspension: The Contractor may request in writing that the Authority approve a Winter Suspension. If the Authority determines that winter weather conditions make it impossible to perform all or specified portions of the Work, the Authority will approve the Contractor's request with respect to such portions and set the start date of the Winter Suspension.

B. Monitoring and Communications: During the Winter Suspension, the Contractor is responsible for monitoring weather conditions and requesting approval from the Authority to resume Work as soon as possible. In any case, the Contractor shall notify the Project Manager or Resident 14 Days before the end date of the Winter Suspension specified in Section 107.5.1(C).

C. End of Winter Suspension: Upon request by the Contractor or upon its own initiative, the Authority may determine the end date of the Winter Suspension and the Contractor is responsible for resuming Work immediately after said end date. If the end date is not otherwise determined by the Authority in writing, Winter Suspensions shall end on April 15th.

D. Impact on Liquidated Damages: Liquidated Damages will not be assessed for any portion of a Winter Suspension that occurs after expiration of the Contract Time. Winter Suspensions will not otherwise affect the assessment of Liquidated Damages. For a related provision, see Section 107.7 - Liquidated Damages.

107.5.2 Suspensions Due To Uncontrollable Events - Upon request of the Contractor or upon its own initiative, the Authority may suspend the Work due to Uncontrollable Events. Any Delay related to such a suspension will be analyzed in accordance with Section 109.5 - Adjustments for Delay. For a related provision, see Section 101.2 - Definition of Uncontrollable Event.

107.5.3 Suspensions for Cause - The Authority may suspend the Work if the Contractor violates any provision of the Contract that may affect the quality, cost, public safety, timeliness or Conformity of the Work. Any Delay related to such a suspension will be an Inexcusable Delay. For a related provision, see Section 109.5 - Adjustments for Delay.

107.5.4 Suspensions for Convenience - The Authority may suspend the Work for any other reason it determines is in the best interest of the Authority. Any Delay related to such a suspension will be analyzed in accordance with Section 109.5 - Adjustments for Delay.

107.5.5 Pre-Suspension Work - If Work is to be suspended for an extended period of time, the Contractor shall store all Materials in a manner that does not obstruct the free and safe flow of vehicular, pedestrian, railroad, or marine traffic and that protects the Materials from damage. The Authority may direct the Contractor to install guardrail or other traffic control devices necessary to protect the traveling public. The Contractor shall take all precautions to prevent damage or deterioration of the Work already performed, provide suitable Drainage of the Roadway by opening ditches and Shoulder drains, erecting temporary Structures, and providing temporary erosion control where necessary. The cost of such pre-suspension Work will be analyzed in accordance with Section 109.5 - Adjustments for Delay.

For related provisions, see Sections 104.2.6 - Right to Suspend Work, 105.4.4 – Maintenance During Suspension of Work, 107.7 - Liquidated Damages, and 109.5 - Adjustments for Delay.

107.6 Completion Incentives and Disincentives - When provided in the Contract, financial incentives for early Completion and disincentives for late Completion will be added to or deducted from amounts otherwise due the Contractor. Incentives/Disincentives are separate and distinct from Liquidated Damages and Supplemental Liquidated Damages.

107.7 Liquidated Damages -

107.7.1 General - The Authority and the Contractor acknowledge that time is an essential element of the contract, and that delay in completing the work beyond the designated completion date will result in damages including but not limited to, damages to the State of Maine due to public inconvenience, obstruction to traffic, interference with business, as well as increased engineering, inspection, and administrative costs to the Authority. The Authority and the Contractor acknowledge the difficulty of making a precise determination of such damages and, as a result, they have agreed to a sum of money in the amount stipulated in the contract that will be charged against the Contractor for each calendar day that the work remains uncompleted after the expiration of the designated completion date, not as a penalty but as Liquidated and Supplemental Liquidated Damages.

Except as expressly provided otherwise in this Contract, the Contractor or, in case of default, its Surety, shall owe the Department the per diem amount specified in Section 107.7.2 - Schedule of Liquidated Damages, as well as any per diem amount of Supplemental Liquidated Damages as specified in the Special Provisions, for each Calendar Day that any portion of the Work remains incomplete after the Contract Time has expired. Should the Contractor or its Surety, fail to complete the work by the Completion date, a deduction of the amount stipulated in the Contract as Liquidated and Supplemental Liquidated Damages will be made for each and every calendar day that such contract remains uncompleted. This amount will be deducted from any money otherwise due the Contractor or its Surety under the Contract or other contracts with the Authority, and the Contractor and its Surety will be liable for any Liquidated and Supplemental Liquidated Damages in excess of the amount due.

The Contractor acknowledges that the specified amounts per diem of Liquidated and Supplemental Liquidated Damages in the Supplemental Specifications and Special Provisions, respectively (if applicable) are reasonable, and agrees to stipulate to their reasonableness in any suit for the collection of or involving the assessment of said damages. The damages referred to herein are intended to be and are cumulative, and will be in addition to every other remedy now or hereafter enforceable at law, in equity, by statute, or under the contract.

Permitting the Contractor to continue and finish the work or any part thereof after the expiration of the completion date shall in no way operate as a waiver on the part of the Authority of its rights to assess and recover Liquidated and Supplemental Liquidated Damages, or any other rights, under the Contract.

For related provisions, see Sections 107.1 - Contract Time, 107.5.1(D) - Winter Suspensions - Impact on Liquidated Damages, and 109.5 - Adjustments for Delay.

107.7.2 Schedule of Liquidated Damages - The specific per diem rates for Liquidated Damages are set forth below. By executing the Contract, the Contractor acknowledges that such an amount is not a penalty and that the daily amount set forth in the Contract is a reasonable per diem forecast of damages incurred by the Authority due to the Contractor's failure to

Complete the Work within the Contract Time. Liquidated Damages will cease upon the acceptable physical completion of the Work, evidenced by the Authority’s written acceptance of the same under Subsection 107.9.3.

Original Contract Amount		Per Diem Amount of Liquidated Damages Calendar Day
From More Than	To and Including	
0	\$100,000	\$225
\$100,000	\$250,000	\$350
\$250,000	\$500,000	\$475
\$500,000	\$1,000,000	\$675
\$1,000,000	\$2,000,000	\$900
\$2,000,000	\$4,000,000	\$1000
\$4,000,000	and more	\$2,100

107.8 Supplemental Liquidated Damages - Supplemental Liquidated damages on a calendar day basis in accordance with Subsection 107.7.2 or as modified by the Special Provisions, shall be assessed for each calendar day that substantial completion is not achieved. Supplemental Liquidated damages for substantial completion will end when substantial completion is accepted by the Resident. If the work remains incomplete at the Contract Completion Date, liquidated damages on a calendar day basis in accordance with Subsection 107.7.2 shall be assessed for each calendar day that Contract completion is not achieved. If substantial completion is not completed by the Contract Completion date both supplemental liquated damages and liquated damages will be incurred

Supplemental Liquidated Damages will be deducted from amounts otherwise due the Contractor.

107.8.1 Fabrication Time - The Authority may have budgeted specific amounts of continuous full time fabrication/shop inspection for certain Work components, which will be specified by Special Provision.

The Contractor is responsible for requiring their fabricators and suppliers to produce these products for the Work continuously until finished, including any needed actions to correct unacceptable workmanship or materials. If the Authority determines that shop inspection beyond these times is required, then the corresponding Supplemental Liquidated Damages will be deducted as they occur from the amounts otherwise due the Contractor. The Contractor will be notified by the Authority when these times begin and when the allotted time will expire.

If a fabricator or supplier works more than one shift per day and the Authority determines that inspection is required for each shift, each shift will count as a calendar day and the LD rate will be the noted amount per shift per calendar day in lieu of per calendar day.

Inspection is required for the following activities:

For metal fabrication work – welding, including tack welding, heat correcting, nondestructive examination, assembly verification.

For precast prestressed concrete fabrication work – tensioning of strands, batching and casting of concrete, breaking of test cylinders, de-tensioning.

107.9 Project Closeout

107.9.1 Final Cleanup and Finishing - To prepare for final inspection the Contractor shall clean the Project and all ground, lawns, streams, Structures, and other areas adjacent to the Project of all rubbish, excess Material, temporary Structures, and Equipment. The ground shall be backfilled with Material that is generally the same as the surrounding Material, graded to drain properly, and finished such that the surface matches the surrounding surface (examples - loam and seed, compacted gravel, pavement). The Contractor must leave all areas impacted by the Work in a condition that is acceptable to the Authority. No separate payment will be made for final clean-up and restoration of property, but the cost thereof shall be included in the prices bid for the various items scheduled in the Proposal.

107.9.2 Notice/Inspection/Punch List - The Contractor will notify the Authority in writing that it considers the Project complete. As soon as practicable thereafter, the Authority will inspect the Work. If incomplete or unsatisfactory Work is noted, the Authority will prepare a written list of all items that must be completed or corrected before the Physical Work is Complete ("Punch List"). The Contractor shall immediately take such measures as are necessary to complete all Punch List items.

107.9.3 Notices / Final Inspections / Physical Work Completion - The Contractor shall notify the Authority in writing when all Punch List items have been completed and/or corrected and that the Contractor considers the Project Complete. As soon as practicable thereafter, the Authority will make another inspection of the Work. The Authority and the Contractor will attend this inspection jointly. If incomplete or unsatisfactory Work is noted, the Authority will prepare a revised Punch List [which may include items not on previous Punch List(s)] and the Contractor shall immediately take such measures as are necessary to complete the revised Punch List items. Additional iterations will occur in a like manner until the Authority finds that the Physical Work is Complete and in Conformity with the Contract, at which point the Authority will provide the Contractor with written notification that the Physical Work is complete and the Authority has conditionally accepted the Project, If the Contractor has not already done so, the Contractor will Promptly remove all temporary traffic control devices upon receipt of said written notification.

107.9.4 Closeout Documentation - Within 75 Days of conditional acceptance by the Authority under subsection 107.9.3, the Authority will advise the Contractor in writing of the Final Quantities and any damages to be assessed for the Project. The Contractor shall resolve any Project issues that remain and provide all Closeout Documentation to the Authority within 30 Days thereafter.

107.9.5 Final Acceptance - The Authority will present a project for Final Acceptance to the Authority's governing board at the board's next regularly scheduled meeting which is scheduled 14 Days or more after the Authority's receipt of acceptable Closeout Documentation. The Authority will make Final Payment, including the release of all remaining retainage, and release any escrowed bid documents, within 30 days of Final Acceptance.

If the Contractor fails to resolve issues and deliver Closeout Documentation within the 30 Days provided in Section 107.9.4, the Authority may provide a final notice informing the Contractor in writing that unless the Contractor Delivers all Closeout Documentation within 30 Days of the date of Receipt of final notice, the Contractor shall be in Default under the Contract. The Contractor shall become ineligible to Bid on any Authority Contracts. The Authority may then pursue all remedies provided by the Contract or by law, including withholding Final Payment. For a related provision, see Section 102.1.1 - Eligibility to Bid - Basic Requirements.

107.9.6 No Waiver of Legal Rights - Final Acceptance does not preclude the Authority from correcting any measure, estimate, or certificate made. The Authority may recover from the Contractor or its Surety, or both, overpayments made due to failure to fulfill Contract obligations.

A waiver on the part of the Authority of any breach of any part of the Contract is not a waiver of any other or subsequent breach.

The Contractor retains liability following Final Acceptance for latent Defects, fraud (or such gross mistakes as may amount to fraud), and warranty obligations.

SECTION 108 - PAYMENT

Scope of Section This Section contains general provisions related to payment including measurement of quantities, progress payment, retainage, the right to withhold payment, and other payment-related terms.

108.1 Measurement of Quantities for Payment - The quantities in the Schedule of items are the approximate totals. The breakdown of quantities for various locations is approximate and is for information only. No change in the bid price will be considered for changes in the actual quantities at each location except as provided for in Subsection 109.1 – Changes in Quantities.

108.1.1 Use of Plan Quantities - Payment for all items labeled in the Bid Documents as "Plan Quantity" will be based upon the estimated quantity for the work described in the Bid Documents. The Contractor shall accept such payment as full and complete compensation for

that item without physical measurement. Quantities included in the plan quantity amount but not accomplished will be calculated by the Authority using standard estimating procedures and deducted from the plan quantity. Areas not included in the plan quantity amount but completed will be measured and added to the plan quantity. Upon mutual written Agreement by the Authority and the Contractor through a Contract Modification, the estimated quantity of any item of Work may be used as the final quantity for that item without physical measurement.

108.1.2 General Measurement Provisions - The Authority will use the U.S. Customary system for all measurements unless the Contract utilizes the International System of Units (SI). Measurement of Bid Items shall include all resources necessary to complete the Pay Item of Work under the Contract. The Authority will measure items for payment in accordance with the "Method of Measurement" provisions of the applicable Specification. For all items of Work, other than those paid for by lump sum, the Authority shall determine the quantities accepted as the basis for Final Payment after the Physical Work is Completed.

108.1.3 Provisions Relating to Certain Measurements - Unless expressly provided otherwise, the Authority and the Contractor shall use the following general measurement provisions.

Lump Sum or Each Lump Sum payment is total reimbursement for all resources necessary to complete the item of Work. Quantities provided for items measured and paid by Lump Sum are estimated quantities and are provided for informational purposes, only. There will be no additional payment made by the Authority or reduction in payment to the Contractor if the actual, final, quantities for items measured and paid by Lump Sum are different than the quantities estimated by the Authority. The only exception to this is when an item is eliminated, in which case Standard Specification Section 109.2, Elimination of Items, would take precedence.

Each is payment per complete unit.

Length: Length is defined as linear measurement parallel to the item base or foundation. A station is 100 feet.

Area: Area refers to the length, as defined above, multiplied by the width, which is defined as the linear measurement perpendicular to the item base or foundation. When calculating area for payment, use horizontal, longitudinal, and plan (neat) transverse measurements for surface area computations. Make no deductions for individual fixtures having an area of 1 square yard or less. For purposes of the preceding sentence, "fixtures" means small subareas that do not receive material(s) or on which no Work is performed.

Volume: Measure Structures using plan (neat) or approved Contract Modification dimensions. Use the average end area method to compute excavation volumes. Use hauling vehicles approved by the Authority when transporting Materials measured by volume.

Measure materials at the point of delivery. Ensure the body shape allows contents to be accurately measured. Load and level vehicles to the lesser of their water level or legal capacity. Obtain the Authority's approval to convert Materials specified for measure by mass to volume. Use specified conversion factors.

Measure water to the nearest gallon with calibrated tanks, distributors, certified scale weights or water meters.

Measure bituminous materials by the gallon or ton.

Use net certified scale weights or certified rail car volumes. Correct for bituminous Material lost, wasted, or otherwise not incorporated in the Work. Correct net certified Bituminous Material weights or volumes for loss or foaming when shipped by truck or transport.

Measure timber by the board foot. Base measurement on nominal widths and thicknesses and individual maximum lengths.

Mass: One ton is 2,000 pounds. Use certified scales to determine mass (weight). Accept certified "car weights" for Material shipped by rail, except for Material to be subsequently processed in mixing plants. Obtain certified haul truck tares as specified. Each Haul Truck shall display a legible identification mark.

Measure cement by the pound or ton.

Accept nominal mass or dimensions for standard manufactured items unless otherwise specified.

Accept industry-established manufacturing tolerances, unless otherwise specified.

Measure Aggregate mass in the saturated surface dry condition.

The Contractor shall furnish and maintain weigh systems tested and certified by the State or use certified permanently installed commercial scales. The Contractor shall provide certifications after each set-up and before use or as requested by the Department. The weigh system shall be scaled after certification and display a certification stamp. Only mechanical or electronic scales shall be used.

The beams, dials, platforms, and other scale Equipment shall be arranged for safe and convenient viewing by the operator and inspector. Scales shall be tested for accuracy before use at a new site. Platform scales shall be level and with rigid bulkheads at each end. The Authority will adjust quantities of Materials received on scales found to be outside of specified tolerances, using a correction based on the last documented test within specified tolerances.

All materials which are measured or proportioned by weight shall be weighed on approved weighing systems. When a delivery slip is required for payment of Materials measured by weight, weighing, except for automatic ticket printer systems, shall be performed on approved platform truck scales by a Licensed Public Weighmaster furnished by the Contractor, in accordance with the following requirements.

(A) Licensed Public Weighmaster: A Licensed Public Weighmaster shall be any person satisfying the requirements of the State Sealer of Weights and Measures and granted a license as a Public Weighmaster. Each Licensed Public Weighmaster shall provide him/herself with an impression seal as required by the State Sealer and shall impress this seal upon delivery slips issued by him/her. When completed by a Licensed Public Weighmaster, delivery slips shall be considered as the Weight Certificates required by the Maine Weights and Measures Law, MRSA Title 10. The Weighmaster shall perform all duties required of him/her by law and the specifications.

(B) Weighing Trucks: Tare weights of trucks hauling stone, bituminous mixes and similar items shall be determined twice daily, once during the forenoon and once during the afternoon. The tare weight thus found shall be used to determine the net load until the next tare weighing of the empty truck. Tare weights of trucks hauling liquid and bituminous cement materials or other items not generally on a repeat basis shall be determined immediately before being loaded and the weight thus found shall be used for that load only. The tare weight of a truck shall be defined as the weight of the empty vehicle including the driver, but with no passengers.

(C) Platform Truck Weighing Systems: An approved platform truck scale meeting the following requirements shall be provided, installed and maintained, when required, by the Contractor or be available to him/her at an approved nearby location:

1) The weighing system shall conform to the specifications, tolerances and regulations for commercial weighing devices of the National Institute of Standards and Technology and shall be accurate within maximum tolerances of plus or minus 2 pounds for every 1000 pounds of load.

2) No auxiliary indicators, in combination with the beams or dial of the weighing system shall be used to increase the maximum allowable load above 105 percent of the manufacturer's rated capacity, as stated in the National Institute of Standards and Technology Handbook 44 S.1.7.

3) The platform of the weighing system shall be sufficient size to accommodate the entire vehicle or combination of vehicles. If a combination of vehicles must be divided into separate units in order to be weighed, each unit shall be entirely disconnected before weighing and a separate weight certificate, delivery slip, or

ticket shall be issued for each separate unit.

4) The value of the minimum graduation on the indicator of the scale shall not be greater than 20 pounds. All weighing shall be read and recorded to the nearest 20 pounds or one-hundredth ton.

5) The weighing system shall be set on concrete or other approved foundation. The recording mechanism of the scale shall be suitably housed or protected from weather.

6) The Contractor shall have the weighing system inspected and approved by the State Sealer of Weights and Measures or by a Repairman registered and approved by the State Sealer within a period of 12 months preceding the date of any weighing and again after each change of location.

(D) Check Weighing for Platform Truck Weighing System: Check weighing shall be made on the weights and on the weighing in scales during production in the following manner:

1) At least twice during 5 days of production, in the presence of a State Inspector, a loaded truck which has been weighed and issued a weigh slip shall be turned and a new weighing made of the truck and load with the truck heading in reverse direction and at the opposite end of the weighing system platform from the first weighing. The new weight will be recorded. If the variation from the first weight is 0.2 percent or less, the fact will be so noted in the project records. However, if the variation exceeds 0.2 percent, the scales may not be used until rechecked and resealed by the State Sealer of Weights and Measures.

2) At least twice during 5 days of production, a loaded truck which has moved off the weighing system will be intercepted, directed back to the scales, and reweighed under supervision of a State Inspector.

3) At least twice during 5 days of production, in the presence of a State Inspector, a truck which has been emptied will be directed to the weighing system before being loaded at a time other than the normal tare weighing and weighed again for a check on the tare weight.

4) Check weighing will be on a plant basis and, although a plant may produce material for more than one project or Contract, check weighing will not be required for each project or Contract.

5) Additional checks will be made occasionally at the discretion of the Resident, which additional checks shall be made at least twice during every 5 days of production. Claims by the Contractor for delays or inconvenience due to check

weighing will not be considered.

(E) Reciprocal Agreements: Weighing of materials on weighing systems located outside the State of Maine will be permitted for materials produced or stored outside the State, when requested by the Contractor and approved. Out-of-state weighing, in order to be approved, must be performed by a Licensed Public Weighmaster or a person of equal authority in the State concerned, on scales accepted in the State concerned and meeting the requirements of this Section.

(F) Delivery Slips: Serially pre-numbered delivery slips of acceptable size and format for stating the following minimum information shall be furnished by the Contractor, in as many copies as may be necessary. One copy shall be retained by the Resident or Inspector upon accepting delivery of the material.

- 1) Vehicle identification
- 2) Date loaded
- 3) Work identification number & location
- 4) Identification of material:
 - a) Item number
 - b) Source location of supplier
 - c) Type and grade
 - d) Tank number from which loaded, if liquid
- 5) Quality information as necessary for bituminous liquids
 - a) Specific gravity at 60°F
 - b) Serial number of the Certificate of Analysis as furnished according to Division 700, General Statement
 - c) The Certificate Statement as required in Division 700, General Statement
 - d) The Viscosity of the material: if asphalt cement, in poises at 140°F and in centistokes at 275°F; if other bituminous liquid, the specified viscosity according to the type and grade shown in Section 702
- 6) Quantity information as necessary: gross, tare and net weights, volume of load if not material requiring weighing, net gallons at 60°F if bituminous liquids
- 7) Signatures (legible initials acceptable) of: Weighmaster (if weight measured material), Contractor's representative (if volume measured material), and Resident (Cover Slips).

If materials are shipped by rail the car weight may be accepted provided that only the actual weight of material is paid for. However, car weights will not be

acceptable for materials to be passed through mixing plants. Trucks used to haul material being paid for by weight shall be weighed empty daily, at such times as directed. Each truck shall bear a legible identification mark.

Rail shipments of bituminous liquid shall be measured directly by volume. Correction shall be made when liquid bituminous material has been lost from the car, wasted, or otherwise not incorporated in the work. Other shipments of bituminous liquids will be measured by the gallon or ton. Volumes will be measured at 60°F or will be corrected to the volume at 60°F using the tables in ASTM D1250.

When bituminous liquids are shipped by truck or transport, net certified weights or volume subject to correction for loss or foaming may be used for computing quantities. Net certified weight shall be determined upon loading for all bituminous liquids when shipped by truck or transport. The net weight of each load shall be converted to net gallons at 60°F by a conversion factor expressed in pounds per gallon.

(G) Time Measure Equipment by hours in accordance with Section 631 - Equipment Rental.

(H) Quantities Greater than Shown on Plan No allowance will be made for work over a greater limit than indicated on the Plans or otherwise authorized, not limited to excavation removed or embankment placed beyond the slope lines shown on the cross-sections.

108.2 Progress Payments

108.2.1 Generation of Progress Payment Estimates - The Resident will make current estimates in writing from time to time as the Work progress warrants, normally no more frequently than once each month, on or before the date set by the Resident. Estimates shall include all materials complete in place and the amount of Work performed in accordance with the Contract, during the preceding month or period and the value thereof figured at the unit prices contracted together with estimates of the cost of Extra Work performed during the same period. Estimates or payments will not be made, if in the opinion of the Resident, the Work is not proceeding in accordance with the provisions of the Contract. The Contractor agrees to waive all claims relating to the timing and amount of such estimates.

If the Contract requires, the Contractor will submit an application for progress payment with a detailed written explanation of the payments requested, on forms and media approved by the Authority, to the Resident for approval. The Resident may request that the Contractor submit backup documentation including copies of receipts, invoices, and itemized payments to Subcontractors.

108.2.2 Payment - The Authority will make payment within 30 days of Contractor and

Resident concurrence on the amount of a progress payment. These payment obligations shall not apply in the event of unforeseeable circumstances such as insufficient legislative appropriations, information systems failure, and other Uncontrollable Events. All payments made are subject to correction in subsequent Progress Payments and the Final Payment. For related provisions, see Sections 108.8 - Final Payment, and 108.9.2 - No Inflation Adjustments/ Interest.

108.2.3 Mobilization Payments - Mobilization includes the mobilization and demobilization of all resources as many times as necessary during the Work.

Upon approval of all pre-construction submittals required for approval by this Contract including those listed in Section 104.4.2 - Preconstruction Conference, the Contractor will receive payment of 50% of the Lump Sum price for Mobilization, not to exceed 5% of the Bid less the amount bid for Mobilization. After the Authority determines that the Work is 50% complete, the Contractor will receive the other 50% of the Lump Sum price for Mobilization, not to exceed 5% of the Bid less the amount bid for Mobilization. Any remaining Mobilization will be paid upon Final Acceptance.

108.3 Retainage - The Authority shall deduct 7.5% of each Progress Payment, to be retained by the Authority until after the completion of the entire Contract in an acceptable manner.

If, in the judgment of the Authority, based upon approved progress schedules or otherwise, that the completion date for the Contract will not be met, the Authority reserves the right to retain the amount of liquidated damages which are likely to accumulate, as well as any actual damages that the Authority has documented, in addition to 7.5 percent of the value of the Work done to date.

If at any time there shall be evidence of any lien or claim which is chargeable to the Contractor, from a Subcontractor or other third party, the Authority shall have the right to retain out of any payment, then due or thereafter to become due, an amount sufficient to completely indemnify the Authority against such lien or claim.

If the Contractor elects to furnish to the Authority a surety bond from a company acceptable to the Authority and in a form acceptable to the Authority in the amount of twice the amount of all liens or claims pending against the Contractor, then the Authority will not exercise the aforementioned right to make retention out of payments on account of such liens or claims.

The payment of any current estimates or of any retained percentages shall in no way affect the obligations of the Contractor to repair or renew any defective parts of the construction and to be responsible for all damage due to such defect.

All material estimates and payments shall be subject to correction in subsequent partial estimates and payments and on the final estimate and payment.

When requested by the contractor an 80 percent reduction of retainage will be considered by the Authority when the Project is substantially complete. When requesting a reduction, the

Contractor shall include an explanation of the outstanding Work, an estimate of the cost to complete the Work, and a schedule for completing the Work. Seasonal limitations as well as warranty and establishment periods (for vegetation) shall be addressed.

108.4 Payment for Materials Obtained and Stored - Acting upon a request from the Contractor, accompanied by the required documentation, the Authority will pay for all or part of the value of acceptable, non-perishable Materials that are to be incorporated in the Work, including Materials that are to be incorporated into the Work not delivered on the Work site, and stored at places acceptable to the Authority (e.g. at a facility controlled by the Contractor or his Subcontractor\Fabricator). Examples of such Materials include steel piles, structural steel, prestressed concrete beams and slabs, stone masonry, curbing, timber and lumber, metal culverts, and other similar Materials. The Authority will not make payment on living or perishable Materials until acceptably planted in their final locations.

For structural steel fabrication, the Authority will not make partial payments for expenses such as shop drawing development, overhead, transportation, rent, storage, heat, Contractor mark-ups or other items until after fabrication has commenced. Payment will be based on the Authority's determination of percent complete at the close of the period.

As a condition of payment, the Contractor or his Subcontractor\Fabricator shall provide the following:

1. Proof that all Materials are stored in a secure location acceptable to the Authority.
2. Detailed invoices from the material supplier including a summary of the Materials provided, quantities shipped and received, unit costs, taxes, transportation fees, and all other charges included in the invoice total.
3. Copies of mill certifications, or other material certifications, as required by the Specifications relevant to the Materials.
4. Right of access for the Authority, or its duly authorized agent, to inspect and quantify the Materials at the approved storage site.
5. Proof of insurance for the stored Materials. The Contractor or his Subcontractor\Fabricator shall carry insurance, equal to 100% of the replacement value of the Materials, for all stored Materials. The Maine Turnpike Authority shall be named as an Additional Insured on the insurance policy.

If payment for Materials obtained and stored by the Contractor's Subcontractor\Fabricator is made to the Contractor, then the Contractor must provide proof of payment from his Subcontractor\Fabricator within 14 calendar days of the date the Contractor receives payment for the Materials. Failure by the Contractor to provide timely proof of payment for these Materials will result in the paid amount being withheld from the subsequent progress payment, or payments, until such time proof of payment is received by the Authority.

Materials paid for by the Authority will become the property of the Authority, but the risk of loss shall remain with the Contractor. Payment for Materials does not constitute acceptance of the

Material. If Materials for which the Authority has paid are later found to be unacceptable, then the Authority may withhold amounts reflecting such unacceptable Materials from payments otherwise due the Contractor.

In the event of Default, the Authority may use, or cause to be used, all paid-for-Materials in any manner that is in the best interest of the Authority.

108.4.1 Price Adjustment for Hot Mix Asphalt - For all contracts with hot mix asphalt in excess of 500 tons total, a price adjustment for performance graded binder will be made for the following pay items:

- Item 403.102 Mot Mix Asphalt - Special Areas
- Item 403.206 Hot Mix Asphalt - 25 mm
- Item 403.207 Hot Mix Asphalt - 19 mm
- Item 403.2071 Hot Mix Asphalt - 19 mm (Polymer Modified)
- Item 403.2072 Hot Mix Asphalt - 19 mm (Asphalt Rich Base)
- Item 403.2073 Warm Mix Asphalt - 19 mm
- Item 403.208 Hot Mix Asphalt - 12.5 mm
- Item 403.2081 Hot Mix Asphalt - 12.5 mm (Polymer Modified)
- Item 403.20813 Warm Mix Asphalt - 12.5 mm (Polymer Modified)
- Item 403.2083 Warm Mix Asphalt - 12.5 mm
- Item 403.209 Hot Mix Asphalt - 9.5 mm (sidewalks, drives, & incidentals)
- Item 403.210 Hot Mix Asphalt - 9.5 mm
- Item 403.2101 Hot Mix Asphalt - 9.5 mm (Polymer Modified)
- Item 403.2102 Hot Mix Asphalt - 9.5 mm (Asphalt Rich Base)
- Item 403.2103 Warm Mix Asphalt - 9.5 mm
- Item 403.2104 Hot Mix Asphalt - 9.5 mm (3/4" Surface)
- Item 403.211 Hot Mix Asphalt - Shim
- Item 403.2111 Hot Mix Asphalt - Shim (Polymer Modified)
- Item 403.2113 Warm Mix Asphalt - Shim
- Item 403.212 Hot Mix Asphalt - 4.75 mm (Shim)
- Item 403.2123 Warm Mix Asphalt - 4.75 mm (Shim)
- Item 403.213 Hot Mix Asphalt - 12.5 mm (base and intermediate course)
- Item 403.2131 Hot Mix Asphalt - 12.5 mm (base and intermediate course Polymer Modified)
- Item 403.2132 Hot Mix Asphalt - 12.5 mm (Asphalt Rich Base and intermediate course)
- Item 403.2133 Warm Mix Asphalt - 12.5 mm (base and intermediate course)
- Item 403.214 Hot Mix Asphalt - 4.75 mm (Surface)
- Item 403.2143 Warm Mix Asphalt - 4.75 mm (Surface)
- Item 403.301 Hot Mix Asphalt (Asphalt Rubber Gap-Graded)
- Item 404.70 Colored Hot Mix Asphalt - 9.5mm (Surface)
- Item 404.72 Colored Hot Mix Asphalt - 9.5mm (Islands, sidewalks, & incidentals)
- Item 461.13 Maintenance Surface Treatment

Price adjustments will be based on the variance in costs for the performance graded binder component of hot mix asphalt. They will be determined as follows:

The quantity of hot mix asphalt for each pay item will be multiplied by the performance graded binder percentages given in the table below times the difference in price between the base price and the period price of asphalt cement. Adjustments will be made upward or downward, as prices increase or decrease.

Item 403.102-6.2%
Item 403.206-4.8%
Item 403.207-5.2%
Item 403.2071-5.2%
Item 403.2072-5.8%
Item 403.2073-5.2%
Item 403.208-5.6%
Item 403.2081-5.6%
Item 403.20813-5.6%
Item 403.2083-5.6%
Item 403.209-6.2%
Item 403.210-6.2%
Item 403.2101-6.2%
Item 403.2102-6.8%
Item 403.2103-6.2%
Item 403.2104-6.2%
Item 403.211-6.2%
Item 403.2111-6.2%
Item 403.2113-6.2%
Item 403.212-6.8%
Item 403.2123-6.8%
Item 403.213-5.6%
Item 403.2131-5.6%
Item 403.2132-6.2%
Item 403.2133-5.6%
Item 403.214-6.8%
Item 403.2143-6.8%
Item 403.301-6.2%
Item 404.70-6.2%
Item 404.72-6.2%
Item 461.13-6.4%

Hot Mix Asphalt: The quantity of hot mix asphalt will be determined from the quantity shown on the progress estimate for each pay period.

Base Price: The base price of performance graded binder to be used is the price per standard

ton current with the bid opening date. This price is determined by using the average New England Selling Price (Excluding the Connecticut market area), as listed in the Asphalt Weekly Monitor.

Period Price: The period price of performance graded binder will be determined by the Department by using the average New England Selling Price (Excluding the Connecticut market area), listed in the Asphalt Weekly Monitor current with the paving date. The maximum Period Price for paving after the adjusted Contract Completion Date will be the Period Price on the adjusted Contract Completion Date.

108.5 Right to Withhold Payments - The Authority may withhold payments claimed by the Contractor on account of:

- A. Defective Work,
- B. Damages for Non-conforming Work,
- C. Failure to provide the Authority the opportunity to inspect the Work,
- D. Damage to a third party,
- E. Claims filed or reasonable evidence indicating probable filing of claims,
- F. Failure of the Contractor to make payments to Subcontractors or for Materials or labor, or failure of Subcontractors to make payments to ~~Sub~~-Subcontractors or for Materials or labor,
- G. Evidence that the Project cannot be completed for the unpaid balance,
- H. Evidence that the amount due the Authority will exceed the unpaid balance,
- I. Regulatory non-compliance or enforcement,
- J. Failure to submit Closeout Documentation,
- K. Contractor's failure to, or refusal to, remove within 24-hours after receipt of proper notice, any employee or person engaged in Work under Contract.
- L. Contractor's failure to submit required schedule or schedule updates
- M. All other causes specifically authorized by the Contract Documents.
- N. All other causes that the Authority determines negatively affect the Authority's interests.

108.6 Taxes, Fees, Allowances, and Notices - The Contractor shall pay all taxes, charges, fees, and allowances and give all notices necessary and incidental to the due and lawful prosecution of the Work. Except as expressly provided otherwise in this Contract, all such taxes, charges, fees, and allowances are Incidental to the Contract.

Most items are exempt from Maine sales tax. The Contractor shall Bid in accordance with the Maine statutory exemption from sales tax located at 36 MRSA §1760, subsections (2) and (61).

108.7 Damages for Non-Conforming Work - If the Contractor performs Non-conforming Work that causes the Authority to incur costs including environmental costs or penalties, failure of the Federal Highway Administration to participate in certain costs for reasons due to

the Contractor's performance, Authority staff time related to the non-Conformity, penalties, or other damages of any nature whatsoever ("damages"), then the Contractor shall be liable to the Authority for such Damages. The Authority, at its option, and without liability, may deduct such Damages from amounts otherwise due the Contractor and/or postpone disbursement of Progress Payments until the non-Conformity is corrected.

108.8 Final Payment Following conditional acceptance of the physical Work under subsection 107.9.3 the Authority will prepare a final Invoice reflecting final quantities of the items of Work performed. The Authority may require the Contractor to provide information necessary to substantiate Pay Items, including Statements itemizing Force Account Work. The Authority will make final payment upon approval of the Authority's board, in the amount of the Work done, less all previous payments and all amounts to be retained or deducted under the provisions of the Contract. For a related provision, see Section 107.9.5 - Final Acceptance.

The Acceptance by the Contractor of the final payment, as evidenced by cashing of the final payment check, constitutes a release to the Authority from all claims and liability under the Contract. Upon Final Acceptance, the Contractor is released from further obligation, except for warranty obligations provided for in this Contract.

Before final payment is made, the Contractor shall furnish to the Authority, on the forms prescribed (Sheet F-1), a sworn affidavit to the effect that no claims are pending. If such affidavit that claims have been paid cannot be given because of a dispute as to the amount or legality of such claim, the Contractor's affidavit shall clearly set out the facts as to the name, address, amount, and nature of the dispute. The Authority will review the matter and will make payment that the Authority deems is appropriate to the Contractor.

108.9 General Payment Provisions

108.9.1 Full Compensation - Payments to the Contractor shall be full compensation for furnishing all labor, Equipment, Materials, services, and Incidentals used to perform all Work under the Contract in a complete and acceptable manner, and for all risk, loss, damage, or expense of any kind arising from the nature or prosecution of the Work.

108.9.2 No Inflation Adjustments/Interest - No payments due the Contractor will be adjusted for inflation. No interest shall be due and payable on any payment due the Contractor.

108.9.3 Amounts Due the Authority - Unless expressly provided otherwise in this Contract, in cases where the Authority may deduct sums from amounts otherwise due the Contractor and where the sums to be deducted are more than the funds otherwise due the Contractor, the Contractor shall remit all amounts due the Authority within 30 Days of receiving an Invoice from the Authority. After such 30 Days, the Contractor shall be in Default of this Contract and shall not be entitled to any additional cure period. Statutory interest shall accrue after 60 Days of Receipt of the Invoice.

SECTION 109 - CHANGES

Scope of Section This Section contains general provisions related to changes in quantities, scope, time and payment.

109.1 Changes in Quantities -

109.1.1 Changes Permitted - The Authority may increase or decrease Pay Item quantities from the estimated quantities shown in the Bid Documents, and such increase or decrease shall not be considered Extra Work. Except as expressly provided otherwise in this Contract, the Contractor shall be paid for actual quantities in place and Accepted at the Unit Prices contained in the Contractor's Bid. The Contractor accepts such payment as full and complete compensation. There will be no adjustment to Contract Time due to an increase or decrease in quantities, compared to those estimated, except as addressed through Contract Modification(s).

109.1.2 Substantial Changes to Major Items - If quantities of Major Items vary from the estimated quantities contained in the Bid Documents by more than 25%, then the Department may increase or decrease the Unit Price of such item using the extra work process. For related provisions, see Section 109.3 - Extra Work and Section 109.8 - Contract Modification. If an adjustment to the Unit Price is made, it will apply only to that portion of the actual quantity that is less than 75% of the estimated quantity or more than 125% of the estimated quantity.

109.2 Elimination of Items - Upon written notification to the Contractor, the Authority may entirely eliminate item(s) of Work for any reason, in which case the Authority would be entitled to a credit. For Minor Items, the credit shall be the Contractor's Bid price for the eliminated item(s). For Major Items, the amount of the credit shall be the Contractor's Bid price for the eliminated item(s), less: (A) direct costs actually incurred by the Contractor after Award, including mobilization, shipping, and restocking expenses that the Contractor cannot recoup on other Projects as reasonably determined by the Authority, and (B) 10% for overhead and profit. The Authority may withhold said credit from amounts otherwise due the Contractor.

109.3 Extra Work - The Authority reserves the right to revise the Contract by adding Extra Work. Such revisions neither invalidate the Contract nor release the Surety. The Contractor and/or its Surety agree to perform all such Extra Work. The Authority will compensate for Extra Work by written Contract Modification in accordance with Section 109.7.1 - General and Section 109.7.2 - Basis of Payment. Any Delay related to Extra Work will be analyzed in accordance with Section 109.5 - Adjustments for Delay. For a related provision, see Section 109.8 - Contract Modification.

No Extra Work shall be performed except pursuant to the written orders of the Resident, expressly and unmistakably indicating its intention to treat the Work described therein as Extra Work.

If the Contractor determines that Work directed by the Resident is Extra Work, he shall, within 48 hours, give written notice thereof to the Resident stating why he deems it to be Extra Work and shall furnish to the Resident daily time slips and memoranda for the purpose of affording to the Authority an opportunity to verify the Contractor's claim at the time and (if it desires to do so) cancel promptly such order, direction or requirement of the Resident.

Accordingly, the failure of the Contractor to serve such notice or to furnish such time slips and memoranda shall be deemed to be a conclusive and binding determination on his part that the direction, order or requirement of the Resident does not involve the performance of Extra Work, and shall be deemed to be a waiver by the Contractor of all claims for additional compensation or damages by reason thereof.

Refer to related Subsections 104.4.2, Preconstruction Conference, 104.4.5 Early Negotiation and 109.7.5, Force Account Work.

109.4 Differing Site Conditions -

109.4.1 Definition - "Differing Site Conditions" are subsurface or latent physical conditions that, at the time of Bid submittal, were:

- (A) Materially different from conditions indicated in the Bid Documents,
- (B) Not discoverable from a reasonable site investigation prior to Bid,
- (C) Materially different from conditions ordinarily encountered and generally recognized as inherent in Work like that specified by the Contract by Contractors experienced in such Work, and
- (D) Actually unknown to the party seeking relief due to such conditions, which in the case of the Contractor includes its Subcontractors.

109.4.2 Risk of Other Conditions - All costs, Work, Delays, or other damages related to or arising from site conditions that are not Differing Site Conditions are the sole risk and responsibility of the Contractor.

109.4.3 Notice and Procedural Requirements - If the Contractor discovers what it considers to be Differing Site Conditions that may justify adjustments to compensation, time, or other Contract requirements, the Contractor shall provide a "Notice of Issue for Consideration" within 48 hours of discovery and before doing any Work relating to such conditions as provided in Section 104.4.5 - Early Negotiation. The Contractor shall then comply with all other requirements of Section 104.4.5 - Early Negotiation, and Section 111 - Resolution of Disputes. The Contractor will not be entitled to any change to compensation, time, or Work requirements without proper notice as specified herein. Failure to provide such notice or to otherwise comply with this Section 109.4 will constitute a waiver of all claims related to such conditions.

If the Authority discovers what it considers Differing Site Conditions that may justify

adjustments to compensation, time, or other Contract requirements, then the Authority will provide the Contractor with notice within 48 hours of discovery. If the Contractor disagrees with the Authority's finding of Differing Site Conditions or the related adjustments, then the Contractor shall provide "Notice of Issue for Consideration" within 48 hours and comply with the requirements of Section 104.4.5 - Early Negotiation and Section 111 - Resolution of Disputes.

109.4.4 Investigation/Adjustment - Upon notification by the Contractor or upon the Department's own initiative, the Department will investigate the conditions. If the Authority determines that Differing Site Conditions exist and that the Differing Site Conditions justify an increase in the cost or time allowable for performance of the Work, then the Contractor is entitled to an Equitable Adjustment for the additional costs in accordance with Section 109.7, Equitable Adjustments to Compensation and Time, - Basis of Payment that are caused directly and solely by the Differing Site Conditions. If the Authority determines that Differing Site Conditions exist and that the Differing Site Conditions have caused a decrease in the cost or time required for the performance of the Work, then the Authority is entitled to a credit in the amount of savings to compensable items in accordance with Section 109.7, Equitable Adjustments to Compensation and Time, that are caused directly by the Differing Site Conditions. Delays caused by Differing Site Conditions will be considered in accordance with Section 109.5 - Adjustments for Delay.

109.5 Adjustments for Delay -

109.5.1 Definitions – Types of Delays - Delays are defined as follows and may be divided into more than one type depending upon cause.

- A. Excusable Delay: Except as expressly provided otherwise by this Contract, an "Excusable Delay" is a Delay to the Critical Path that is directly and solely caused by: (1) a weather related Uncontrollable Event of such an unusually severe nature that a Federal Emergency Disaster is declared. The Contractor will only be entitled to an adjustment of time if the Project falls within the geographic boundaries prescribed under the disaster declaration. (2) a flooding event at the effected location of the Project that results in a Q25 headwater elevation, or greater, but less than a Q50 headwater elevation. Theoretical headwater elevations will be determined by the Authority; actual headwater elevations will be determined by the Contractor and verified by the Authority, or (3) non-weather Uncontrollable Events.
- B. Compensable Delay: A "Compensable Delay" is a Delay to the Critical Path that is directly and solely caused by: (1) a weather related Uncontrollable Event of such an unusually severe nature that a Federal Emergency Disaster is declared. The Contractor will only be entitled to an Equitable Adjustment if the Project falls within the geographic boundaries prescribed under the disaster declaration and receives

project-specific emergency funds, and the Contractor can show proof that the Work was delayed by this weather event, (2) an Uncontrollable Event caused by a Utility Company, for which the Utility Company reimburses the Authority, (3) an Uncontrollable Event caused by other third party (not Subcontractors) Working on Project-related Work within the Project Limits if, and only if, the third party offers the Authority reimbursement for such Delay, (4) acts by the Authority that are in violation of applicable laws or the Contract, or (5) a flooding event at the effected location of the Project that results in a Q50 headwater elevation, or greater. Theoretical Q50 headwater elevations will be determined by the Authority; actual headwater elevations will be determined by the Contractor and verified by the Authority.

C. Inexcusable Delay: "Inexcusable Delays" are all Delays that are not Excusable Delays or Compensable Delays.

For a related provision, see Section 101.2 - Definition of Uncontrollable Event.

109.5.2 Entitlement to Adjustments

A. Types of Adjustments: Provided the Contractor meets the requirements of Section 109.5.2(B) below and complies with the notification, documentation, and procedural requirements set forth in the Contract, the Contractor is entitled to certain adjustments to the Contract depending upon the type of Delay.

1. If an Excusable Delay, the Contractor is entitled to an extension of time, but no additional compensation.
2. If a Compensable Delay, the Contractor is entitled to an extension of time and an Equitable Adjustment as set forth in Section 109.7 - Equitable Adjustments to Compensation and Time.
3. If an Inexcusable Delay, the Contractor is entitled to neither an extension of time nor additional compensation.

For related provisions, see Sections 104.2.7 - Damage to Project Caused By Uncontrollable Events and 104.3.10 - Responsibility for the Damage to Work.

B. Requirements for Entitlement: To be entitled to any adjustments for an Excusable Delay or a Compensable Delay, the Contractor must demonstrate all of the following.

1. The Contractor consistently utilized its Schedule of Work to schedule, coordinate, and manage the Work as evidenced by documentation created as the Work progressed including Progress Meeting minutes;
2. The Delay impacted the Critical Path of the Schedule of Work; and

3. There are no concurrent Inexcusable Delays.

C. Concurrent Delays: The Contractor is not entitled to a time extension for the period of time when Excusable and Inexcusable Delays are concurrent. The Contractor also is not entitled to either time extension or an Equitable Adjustment for the period of time when Compensable and Inexcusable Delays are concurrent. In the event Compensable and Excusable Delays are concurrent, the Contractor is only entitled to time extension, not an Equitable Adjustment, for the period of time such Delays are concurrent.

109.5.3 Early Completion Date Delay Claims - For the purposes of this Section 109.5.3, a "Contractor's Early Completion Date" means a Project Completion date shown on the Contractor's initial Schedule of Work submitted in accordance with Section 107.4.2 - Schedule of Work Required that is earlier than the Contract's specified Completion date. The Authority will not be liable for any claims or expenses related to the period of time between the Contractor's Early Completion Date and the Contract's specified Completion date, unless the Contractor demonstrates, by clear and convincing evidence that: (A) all requirements of Section 109.5.2(B) - Requirements for Entitlement are met, and (B) that the Contractor's Early Completion Date was reasonable at the time of Bid in light of the surrounding facts and circumstances, including the Contractor's available resources, and the requirements of the Work.

109.5.4 Notice and Procedural Requirements - If the Contractor becomes aware of facts or circumstances that may cause a Delay for which the Contractor may seek adjustments to compensation, time, or other Contract requirements, the Contractor must notify the Resident of such "Issue" within 48 hours and before doing any Work relating to such facts or circumstances as provided in Section 104.4.5 - Early Negotiation. Except as otherwise provided in this Section 109.5, the Contractor shall then comply with all other requirements of Part 111 - "Resolution of Disputes". The Contractor will not be entitled to any change to compensation, time, or Work requirements without proper and timely notice. Failure to provide such notice constitutes a waiver of all claims related to such conditions.

109.5.5 Documenting the Delay and Request for Adjustments -

A. Weekly Reports During Delay: To be entitled to any adjustments for Delay, the Contractor must keep records as provided in Section 111.1.6 - Contractor's Obligation to Keep Records. Further, the Contractor must submit weekly written reports containing the following information.

1. Number of Days of impact to the Critical Path.
2. A summary of all operations that have been Delayed, or will be Delayed on the impact of the Contractor's Critical Path.
3. A narrative describing how the cause of the Delay meets the definition of "Excusable Delay" or "Compensable Delay" contained in Section 109.5.1(A) or (B).

4. Itemization of all extra costs being incurred, including (A) how the extra costs relate to the Delay, (B) the identification of all non-salaried Project employees for whom costs are being compiled, and (c) a summary of time charges for Equipment, identified by the manufacturer's number for which costs are being compiled.

B. Request and Report After Completion: Within 14 Days of Completion of the phase of Work that the Contractor claims has been Delayed, the Contractor shall submit a written report to the Authority that contains the following information.

1. A description of the operations that were Delayed and the documentation and narrative of how the cause for the Delay meets the definition of "Excusable Delay" or "Compensable Delay" contained in Sections 109.5.1(A) or (B), including all reports prepared for the Contractor by consultants, if used;
2. An as-built chart showing when Work operations were actually performed;
3. A graphic depiction of how the operations were Delayed and the impact on the Critical Path; and
4. An item-by-item request for additional time and compensation for items allowed under Section 109.7.5 - Force Account Work, including measurement and explanation.

The Authority may require that all costs shown in the report be certified by an accountant.

109.5.6 Decision by Construction Program Manager - Within 30 Days of receiving all information described in Section 109.5.5(B) - Request and Report After Completion, the Construction Program Manager will Deliver a written decision on the request made to the Contractor. Failure to provide a decision within said 30-day period shall be considered a denial of the Contractor's request, unless the parties mutually agree to an extension of time for such decision.

109.5.7 Additional Consideration By Authority - If the Contractor does not agree with the decision of the Construction Program Manager the issue should be considered a Dispute and shall be resolved as outlined in Section 111 –Resolution of Disputes.

109.6 Value Engineering -

109.6.1 Overview- General Requirements - A Value Engineering Change Proposal (VECP) is a proposal made by the Contractor after Contract Execution that is intended to produce cost savings without impairing essential characteristics of the Project including function, serviceability, safety, durability, maintainability, and aesthetics, all as determined by the Authority.

A VECP shall contain proven features that have been used under similar conditions. A proposal is not a VECP if equivalent options are already provided in the Contract.

A VECP must be approved by the Authority, in its sole discretion. Unless otherwise agreed in writing, the Contractor and the Authority will equally share the Net Savings generated by the VECP as provided in Section 109.6.4(C) - Contract Modification - Amount of Payment.

Unless mutually agreed otherwise, the VECP approval process will occur in three steps: (A) Conceptual VECP submission and review, (B) Detailed VECP submission and evaluation, and if approved, (C) Contract Modification including the amount of payment due to the Contractor and credit due to the Authority. When the nature and scope of a VECP warrants, the parties may agree to truncate the VECP approval process.

The Maine Turnpike will not participate in any costs borne by the Contractor that are not in accordance with Maine Turnpike policies. Money paid to a business or resident as compensation for impacts created by the Contractor's operation will not be reimbursed by the Authority. All Contractor costs must be documented. Monies paid by the Contractor to others must be documented by a receipt for the cost to be considered as part of the VECP. Copies of all receipts shall be submitted to the Resident.

109.6.2 Conceptual VECP

A. Submittal: To propose a VECP, the Contractor must submit a written "Conceptual VECP" to the Resident. The Conceptual VECP is not a formal and complete submittal based upon detailed technical analysis, but instead relays a conceptual idea based upon the Contractor's knowledge and experience. The Conceptual VECP should include the following information:

1. General Description: A narrative that describes the proposed change in concept and includes the basic differences between the existing Contract and the proposed change.
2. Advantages and Disadvantages: A listing and brief description of the comparative advantages and disadvantages of the VECP including effects on function, serviceability, safety, durability, maintainability, aesthetics, and any other factors significantly altered by the VECP.
3. Estimate of Net Savings: An estimate of the Net Savings as defined in Section 109.6.4(C) - Contract Modification - Amount of Payment.
4. Savings and Schedule Impacts: An estimate of the time necessary for the Contractor to submit a Detailed VECP. Such estimate must specify the date by which the Authority must approve the VECP to obtain the maximum cost

reduction, and the latest date by which the Authority must approve the VECP for the Contractor to avoid significant impacts on the estimated Net Savings or the Contractor's Schedule of Work. If the Authority determines that the time for response is insufficient for review, the Contractor will be so notified.

B. Conceptual Review and Response: The Authority will use its best efforts to review a Conforming Conceptual VECP and respond to the Contractor within 14 Days of Receipt. The Authority may, at its sole discretion, (1) invite the Contractor to submit a Detailed VECP, (2) reject the Conceptual VECP for reasons that will be described briefly, or (3) request additional information. The Authority may also, in its sole discretion, agree to partially reimburse the Contractor for the costs to develop and submit a Detailed VECP.

109.6.3 Detailed VECP -

A. Submittal: If the Authority invites the Contractor to submit a Detailed VECP, it shall contain the following information that is sufficient in detail to clearly define and explain the proposed change(s):

1. Updated and more complete information regarding items included in the Conceptual VECP, including the general description of the VECP, advantages and disadvantages, use, or testing performed elsewhere a detailed computation of the estimated Net Savings generated in accordance with Section 109.6.4(C) - Contract Modification - Amount of Payment, actual VECP development costs to date, and estimated savings and schedule impacts including approval date(s) required. If the Department determines that the proposed time for response is insufficient for review, the Contractor will be notified promptly.
2. A complete set of Plans and Specifications showing the proposed revisions relative to the original Contract features and requirements. All VECP's that require engineering design, computations, or analysis shall be prepared under the responsible charge of, and sealed by, a Professional Engineer licensed in the State of Maine.

B. Evaluation

1. Additional Information: The Authority may request any additional information that it determines is necessary to properly evaluate the VECP. Where design changes are proposed, such additional information may include results of field investigations and surveys, design computations, specifications, and field change sheets. The Contractor will promptly provide any such requested information.
2. Cost Verification: The Authority may require the Contractor to provide additional information to verify the Contractor's cost analyses.

C. Response: The Authority will evaluate a Conforming Detailed VECP and provide the Contractor with a written response within 14 Days of Receipt of all of the information it has determined is necessary to properly evaluate the VECP. Such response will include a brief description of the Authority's reason(s) for its decision. The Authority, at its sole discretion, will either: approve the Detailed VECP, approve it with conditions, or reject it. The Authority may base its decision on any reason that is in the best interest of the Authority including, but not limited to: (1) unacceptable impact on the function, serviceability, safety, durability, maintainability, or aesthetics of the Project, (2) insufficient testing or use of the VECP concepts elsewhere, (3) insufficient justification of cost savings, (4) unacceptable schedule impacts, (5) insufficient review time, or (6) differing engineering judgment. The Contractor may request that the Authority reconsider certain portions of the decision. If requested, the Authority may reconsider its decision or may decline to reconsider its decision. Any decision by the Authority under this subsection is final and not subject to review or appeal.

D. Termination of VECP Process: If the Authority rejects the VECP or the Contractor does not desire to proceed with the VECP as approved by the Authority, the VECP process will terminate and the Authority will reimburse the Contractor for .100 percent of all VECP development costs incurred by the Contractor to date.

109.6.4 Contract Modification-Amount of Payment - If the VECP is approved, or if it is approved with conditions, and the Contractor wants to proceed, a Contract Modification will be executed by the parties. In addition to the requirements of Section 109.8 - Contract Modifications, the VECP will set forth the net savings generated by the VECP, which shall be split equally between the Contractor and the Authority, per the following formula:

NS EGS - CDC – DVEC

Where:

NS = Net Savings, generated by the VECP, as determined by the Department.

EGS Estimated Gross Savings, which is the difference between the cost of performing the Work as originally specified in the Contract and the cost of performing the Work as revised by the VECP, at agreed upon or lump sum prices.

CDC Contractor's Development Costs, related to the preparation of the Detailed VECP including costs of the Contractor's design subconsultants and Subcontractors. The Department shall reimburse the Contractor for these costs.

AVEC Authority's VECosts, related to review, approval, and implementation of the VECP including design costs, field inspection, and the value of any

Authority provided property.

Once the Contract Modification is executed, the Contractor may be paid for its actual Authority Costs. The Contractor's share of the Net Savings shall not be disbursed until the work is complete and the actual Net Savings is known.

The Contract Modification shall also set forth any adjustments to Contract Time related to the Work as revised by the VECP, if any.

109.6.5 Subsequent Payment Adjustments - Upon Completion of the portion of the Work revised by the VECP, the Authority, on its own initiative or upon request by the Contractor, may review the actual net savings realized by the VECP. The Contractor will be afforded an opportunity to review and comment on such a review. If the actual net savings was greater than set forth in the Contract Modification, the increased savings will be shared equally by the parties. If the net savings was less than set forth in the Contract Modification, the reduction in savings will be borne equally by the parties.

109.6.6 General Conditions Regarding VECP's -

- A. VECP's will remain the property of the Contractor, provided that the Authority will have the unrestricted right to use any approved VECP, or any VECP in which the Authority has reimbursed the Contractor for any portion of the development costs, on other Authority Projects without notice, cost, or liability to the Contractor.
- B. Only the Contractor may submit VECP's. The Contractor shall review, be responsible for, and submit all proposals initiated by the Contractor's Subcontractors.
- C. The Contractor shall not anticipate Authority approval of a VECP when Bidding or otherwise. The Contractor is responsible for all Delays caused by the VECP that were not negotiated in the Contract Modification.
- D. If a VECP is rejected, the Contractor shall perform the Work in accordance with the Contract.
- E. Except as otherwise provided in this Section 109.6, the Contractor shall have no claim against the Authority for additional compensation or time resulting from the Delayed review or rejection of a VECP, including, but not limited to, development costs, loss of anticipated profits, and increased Material or labor costs.
- F. Cost sharing applies only to the Contract for which the VECP was submitted.
- G. Because the Authority has no obligation to change the terms of the original Contract, all VECP decisions by the Authority are final and are not subject to the Dispute resolution provisions provided in this Contract or otherwise available at law.

109.7 Equitable Adjustments to Compensation and Time -

109.7.1 General - Equitable Adjustment means an adjustment to compensation due to a change in the nature or scope of Work as defined in this Section 109.

This Section 109.7 applies to all changes to the nature or scope of the Work excepting: (A) changes in quantities, which are governed by Section 109.1, (B) elimination of items of Work which is governed by Section 109.2, and (C) payment for Value Engineering Change Proposals, which is governed by Section 109.6.

109.7.2 Basis of Payment - Adjustments will be established by mutual Agreement based upon Unit or Lump Sum Prices which include labor, materials, mark-up, overhead, and time. These agreed upon Unit or Lump Sum prices will be full compensation and no additional overhead, profit, mark-ups or fees are allowed. If Agreement cannot be reached, the Contractor shall accept payment on a Force Account basis as provided in Section 109.7.5 - Force Account Work, as full and complete compensation for all Work relating to the Equitable Adjustment.

109.7.3 Reserved- VACANT

109.7.4 Non-Compensable Items - The Contractor is not entitled to compensation or reimbursement for any of the following items:

- A. Lost profits or lost opportunity costs,
- B. Labor inefficiencies,
- C. Consequential damages, including but not limited to loss of bonding capacity, loss of Bidding opportunities, and insolvency,
- D. Indirect costs or expenses of any nature,
- E. Dispute resolution costs of any nature including attorney's fees, claims consultant fees, expert witness fees, claims preparation expenses, and costs related to DRB proceedings, mediation, arbitration, or litigation, and
- F. Interest.

109.7.5 Force Account Work - Compensation for Force Account Work will be computed according to this Subsection.

A. Labor: The Contractor will receive the actual hourly wages paid to Workers actually engaged in the changed Work and the foreman in direct charge of the changed Work as determined from certified payrolls, plus 90 percent of the sum thereof for all fringe benefits, payroll taxes, overhead, and profit.

B. Materials: For Materials incorporated in the permanent Work, the Contractor

will receive the Actual Cost of Materials including freight and Delivery charges (but excluding any sale or use tax) plus a single 15 percent markup. For all Materials not incorporated in the permanent Work, the Contractor will receive the difference of actual value of such Material at the time of its use less the fair salvage value of Material when released, plus 15 percent of said difference. There shall be no markup on markups.

C. Equipment: For all authorized usage of power-operated machinery, trucks, or other Equipment, the Contractor will receive the rental rates for the actual time to the nearest 1/4 hour that such Equipment is in operation on the Work. Time spent moving Equipment within the Project Limits and any approved idle time may be measured for payment when authorized. Time spent servicing, maintaining, and changing attachments will not be paid for. The rental rates shall include the cost of all fuel oil, lubrication, supplies, necessary attachments, repairs and maintenance of any kind, depreciation, storage, insurance, small tools, and all other Incidentals.

The maximum Hourly Equipment rental rates (R) will be determined using the most current Blue Book rates and the following formula:

$$R = A \times B \times E + C + D$$

Where:

- A Blue Book monthly rate divided by 176
- B Blue Book regional adjustment factor for Maine
- C Blue Book estimated operating costs per hour
- D Operator's hourly payroll rate plus 90 percent
- E Factor from the Rate Adjustment Table for the year the machine was made

When the Contractor's Equipment is ordered to be available for Force Account Work, but is idle for reasons not the fault of the Contractor, standby time will be paid at 70% of the hourly Equipment rental rate excluding all operating costs.

For each piece of Equipment, the Contractor shall provide the following information: the manufacturer's name, Equipment type, year of manufacture, model number, type of fuel used, horsepower rating, attachments required, together with its size or capacity and any further information necessary to ascertain the proper rate. The Contractor shall also provide a photocopy of the appropriate pages from the Blue Book that were used to arrive at the rates and prepare a chart that fully shows all the details of the Equipment costs.

Unless otherwise specified, manufacturer's ratings and manufacturer-approved modifications will be used to classify Equipment for the determination of applicable rental rates. A unit of at least the minimum rating recommended by the manufacturer shall power equipment that has no direct power unit.

If the Authority specifies Equipment not listed in the above publication, the Authority will establish a suitable rate for such Equipment. If requested by the Authority, the Contractor will produce cost data to assist the Authority in the establishment of such rental rate, including all records that are relevant to the Actual Costs including rental Receipts, acquisition costs, financing documents, lease Agreements, and maintenance and operational cost records.

Equipment leased by the Contractor for Force Account Work and actually used on the Project will be paid for at the actual invoice amount plus 10% markup for administrative costs.

D. Superintendence: No part of the salary or expense of anyone connected with the Contractor above the grade of foreman or having general supervision of the Work will be included in the labor items as specified above, except when the Contractor's entire on-site Workforce is occupied with Force Account Work, in which case the salaries of the Superintendent may be included in the labor item specified above when the nature of the Work is such that their services are required, as determined by the Department.

E. Documentation Requirements: All Statements shall be accompanied and supported by Receipted Invoices for all Materials used and transportation charges. If Materials used on the Force Account Work are not specifically purchased for such Work but are taken from the Contractor's stock, then instead of Invoices, the Statements shall contain or be accompanied by an affidavit of the Contractor certifying that such Materials were taken from stock, that the quantity claimed was actually used, and that the price and transportation claimed represent the Actual Cost to the Contractor, excluding storage costs.

No payment will be made for Work performed on a Force Account basis until the Contractor has furnished duplicate itemized Statements of the cost of such Force Account Work detailed to the following:

- 1) Name, classification, date, daily hours, total hours, rate, and amount for each foreman and laborer.
- 2) Designation, dates, daily hours, total hours, rental rate, and amount for each unit of Equipment.
- 3) Quantities of Materials, prices, and amounts.
- 4) Transportation charges on Materials.

F. Subcontractor Quoted Work When accomplishing Force Account Work that utilizes Subcontractors quoted Work, the Contractor will be allowed a maximum markup of 5% for profit and overhead on the Subcontractor's portion of the Force Account Work. If the Department does not accept the Subcontractor quote, then the Subcontractor work will be subject to the Force Account provisions with a 5% markup for profit & overhead.

109.8 Contract Modification: Excepting changes to quantities as provided in Section 109.1.1 - Changes Permitted, all changes to the Contract that affect compensation, time, or quality must be made by written Contract Modification. The Contract Modification will describe the underlying issue that resulted in the Contract Modification and will specify adjustments to compensation, time, or other Work requirements, as applicable. If adjustments to compensation or time are not shown on the face of the Contract Modification, then there are no such adjustments.

All Contract Modifications must be signed by the Project Manager or Resident. By signing a Contract Modification, the Contractor agrees to all the terms thereof and waives any and all claims for additional compensation, time, or other Work requirement adjustments relating to the issue that is the subject of the Contract Modification. All Contract Modifications are to be noted in Progress Meeting minutes.

SECTION 110 - INDEMNIFICATION, BONDING AND INSURANCE

Scope of Section This Section contains general requirements for indemnification, bonding, and insurance by the Contractor.

110.1 Indemnification - The Contractor agrees to indemnify, defend, and hold harmless the Authority and its officers, directors, employees, agents and consultants from and against all claims, actions, torts, costs, losses, and damages for bodily injury (including sickness, disease, or death) and property damage arising out of or relating to this Contract or the performance of Work by the Contractor, its Subcontractors, subconsultants, Engineers, suppliers, any individuals or entities directly or indirectly employed by any of them, or anyone for whose acts any of them may be liable, excepting only claims directly and solely caused by the negligence of the Authority. Damages covered include, but are not limited to, all Dispute resolution costs including court costs, attorney's fees, and the fees of Engineers and consultants, arbitrators, and other professionals related to Dispute defense and preparation.

This indemnification obligation shall not be limited in any way by any limitation on the amount or type of damages, compensation, or benefits payable by or for the Contractor or any Subcontractor, subconsultant, Engineer, supplier, or other individual or entity under Workers' Compensation acts, disability benefit acts, or other employee benefit acts.

110.2 Bonding

110.2.1 Bonds - The Bidder to whom the Contract is awarded shall furnish a Surety Corporation Bond, satisfactory to the Authority, from a company satisfactory to the Authority, on the form of the Contract Bond bound herewith, as security for the faithful performance of the Work. The Contract Bond must be executed or countersigned on the part of such Surety by the Resident Agent of the Surety for the State of Maine.

The Bond shall be in an amount not less than the Total Amount bid in the Proposal and shall

be maintained by the Contractor until the final payment under the Contract is made. If the Surety becomes insolvent, ceases to be licensed or approved to do business in the State of Maine, or ceases operations in the United States, the Contractor shall forthwith furnish and maintain as above provided, other security satisfactory to the Authority, within 10 Days of the date the Contractor is notified of such change.

If the Contractor is unable to continue the Work, then the completion of the Contract shall be the sole responsibility of the Surety. The Surety shall assume the role of and become the Contractor. Work shall not commence until the Authority has approved, in writing, the Subcontractor's employed by the Surety. All Work to complete the Contract will be paid for at Contract bid prices as shown on the Proposal bid sheets. All payments made by the Authority will be paid directly to the Surety who in turn will then pay the Subcontractors and suppliers. Regardless of the amounts previously paid to the Contractor as Progress Estimates for Work reported to have been put in place by the Contractor or his Subcontractors, the full Scope of the Contract Work shall be completed by the Surety and its designees for compensation not to exceed the Contract Price less the aggregate of prior payments to the Contractor.

By issuing a bond, the Surety agrees to be bound by all terms of the Contract, including those related to payment, time of performance, quality, warranties, and the Authority's self-help remedy provided in Section 112.1 - Default to the same extent as if all terms of the Contract are contained in the bond(s).

Regarding claims related to any obligations covered by these bonds, the Surety shall provide, within 60 Days of Receipt of written notice thereof, full payment of the entire claim or written notice of all bases upon which it is denying or contesting payment. This notice shall be provided both to the claimant and to the Authority. Failure of the Surety to provide such notice within the 60-day period constitutes the Surety's waiver of any right to deny or contest payment and the Surety's acknowledgment that the claim is valid and undisputed.

If the Surety becomes financially insolvent or stops operating in the United States, the Contractor shall file new bonds complying with this Section within 10 Days of the date the Contractor is notified of such change.

For a related provision, see Section 106.9.4 - Other Warranty Provisions.

110.2.2 Bond for Use of Municipal Roads - A bond for use of municipal Roads may be required as provided in Section 105.5 - Hauling of Materials and Equipment.

110.2.3 Bonding for Landscape Establishment Period - The Contractor shall provide a Landscape Warranty Bond acceptable to the Authority, to the Authority as a condition of Final Acceptance.

The Bond shall be in the full amount of all Pay Items for Work pursuant to Section 621,

Landscape, made payable to the Maine Turnpike Authority.

The Contractor shall pay all premiums and take all other actions necessary to keep said Bond in effect for the duration of the Landscape Establishment Period as described in Special Provision 621.0036, Establishment Period. Payment shall be incidental to the Contract. If the Surety becomes financially insolvent, ceases to be licensed or approved to do business in the State of Maine, or stops operating in the United States, the Contractor shall file new Bonds complying with this Subsection and within 10 days of the date the Contractor is notified or becomes aware of such change.

All Bonds shall be procured from a company organized and operating in the United States, licensed or approved to do business in the State of Maine by the State of Maine Department of Business Regulation, Bureau of Insurance, and listed on the latest Federal Department of the Treasury listing for "Companies Holding Certificates of Authority as Acceptable Sureties on Federal Bonds and as Acceptable Reinsuring Companies."

By issuing a Bond, the Surety agrees to be bound by all terms of the Contract, including those related to payment, time for performance, quality, warranties, and the Authority's self help remedy as provided in Subsection 112.1, Default, to the same extent as if all terms of the Contract are contained in the Bond(s).

Regarding claims related to any obligations covered by the bond, the Surety shall provide, within 60 Days of Receipt of written notice thereof, full payment of the entire claim or written notice of all bases upon which it is denying or contesting payment. Failure of the Surety to provide such notice within the 60-day period constitutes the Surety's waiver of any right to deny or contest payment and the Surety's acknowledgment that the claim is valid and undisputed.

110.3 Insurance - The Contractor shall provide signed, valid, and enforceable certificate(s) of insurance complying with this Section. All insurance must be procured from insurance companies licensed or approved to do business in the State of Maine by the State of Maine, Department of Business Regulation, Bureau of Insurance. The Contractor shall pay all premiums and take all other actions necessary to keep required insurances in effect for the duration of the Contract obligations, excluding warranty obligations.

Each policy shall be signed by the President and Secretary of the insurance company and shall be countersigned by a licensed Resident Agent of the State of Maine as an authorized representative of the company.

Before Work is commenced pursuant to the Agreement, the Contractor shall file with the Authority a Certificate of Insurance, executed by an insurance company or companies satisfactory to the Authority and licensed or approved by the State of Maine Authority of Business Regulation, Bureau of Insurance to do business in the State of Maine, stating that the Contractor carries insurance in accordance with the requirements of the Contract.

If at any time, any of the said policies shall be or become unsatisfactory to the Authority, the Contractor shall promptly obtain new and satisfactory policies and furnish certificates therefor as required above. All policies shall contain a valid provision or endorsement providing that the insurance company will notify the Authority in writing at least thirty (30) days prior to the termination of any policy or before any changes are made in any policies. The policy shall also indicate which exclusions have been deleted and any additional coverages.

Neither approval by the Authority, nor a failure to disapprove insurance furnished by a Contractor, shall release the Contractor of full responsibility for liability, damages and accidents as set forth herein.

No separate payment shall be made for any insurance that the Contractor may be required to carry. All costs thereof shall be included in the prices bid for the various items scheduled in the Proposal.

The Authority reserves the right to adjust the liability coverage and limits required by this section by Special Provision on a Project by Project basis.

110.3.05 Umbrella Liability - An Umbrella Liability Policy in excess of Employer's Liability, General Liability, and Automobile Liability shall be provided with a limit of \$4,000,000.

110.3.1 Workers' Compensation - For all operations performed by the Contractor and any Subcontractor, the Contractor and each Subcontractor shall carry Workers' Compensation Insurance or shall qualify as a self-insurer with the State of Maine Workers' Compensation Board in accordance with the requirements of the laws of the State of Maine. If maritime exposures exist, coverage shall include United States Long Shore and Harbor Workers coverage.

110.3.2 Commercial General Liability - With respect to all operations performed by the Contractor and any Subcontractors, the Contractor and any Subcontractors shall carry commercial general liability insurance in an amount not less than \$1,000,000.00 per occurrence and \$2,000,000.00 in the Aggregate. The coverage must include products, completed operations, and Contractual liability coverages, and Insurance Services Office (ISO) form #CG25031185 or equivalent. The Contractual liability insurance shall cover the Contractor's obligations to indemnify the Department as provided in this Contract including Section 110.1 - Indemnification. The coverage shall also include protection against damage claims due to use of explosives, collapse, and underground coverage if the Work involves such exposures.

When the work to be performed entails the use of barges, tug boats, work boats, supply boats, etc., Protection and Indemnity coverage shall be provided at the limits called for under Commercial General Liability insurance.

Where the Work to be performed has to do with railroads, then railroad Protective Liability Insurance shall be provided, with the Maine Turnpike Authority as a named insured.

The Contractual Liability Insurance shall cover the Contractor's obligation to indemnify the

Authority as provided in Subsection 110.1, Indemnification.

110.3.3 Automobile Liability - The Contractor shall carry Automobile Liability Insurance covering the operation of all motor vehicles including any that are rented, leased, borrowed, or otherwise used in connection with the Project. The minimum limit of liability under this Section shall be \$1,000,000.00 per occurrence.

110.3.4 Professional Liability - Contractors who engage in design Work, preliminary engineering Work, and environmental consulting Work for the Authority shall maintain a Professional Liability policy for errors and omissions with a minimum limit of liability of \$5,000,000. The Authority reserves the right to require increased insurance limits for certain major Projects. "Design Work" includes the design of temporary Structures and all other Work that requires design computations. This policy shall cover "Wrongful Acts," meaning negligent acts, errors or omissions by the Contractor, or any entity for whom the Contractor is legally liable, arising out of the performance of, or failure to perform, professional services. The Department reserves the right to adjust liability coverage on a project-by project basis as it deems appropriate.

110.3.5 Owners and Contractors Protective Liability - For Projects with a Contract price in excess of \$500,000, an "Owner's Protective" policy, naming the Authority as the sole insured party with a \$5,000,000 limit, shall also be provided.

110.3.6 Builders Risk - Unless required by Special Provision, the Department does not require the Contractor to carry Builders Risk Insurance. However, the Contractor is advised of its risks for damage to the Work as provided in Section 104.3.10 - Responsibility for Damage to the Work. The Contractor is responsible for managing and insuring these risks as it deems appropriate.

The Contractor shall provide Builder's Risk Insurance if the Project requires it. This determination will be made by the Authority and shall be so stated in the Special Provisions. The insurance coverage shall be shown on a special form and provide for transient and off-premise coverage and materials intended for use at the Project site. Any exclusion related to design, materials, or workmanship shall not apply to resulting damage.

110.3.7 Pollution Liability - If required by Special Provision, the Contractor shall carry Pollution Liability insurance to cover the risk of sudden or accidental discharge of pollutants during the prosecution of the Work. The limits of liability for this coverage shall be in the amount of \$1,000,000.00 per occurrence and \$2,000,000.00 in the Aggregate. Regardless of whether such insurance is carried by the Contractor, the Contractor is responsible for managing these risks as it deems appropriate.

110.3.8 Railroad Protective Liability - When working adjacent to a railroad, the Contractor and Subcontractors shall carry Railroad Protective Liability Insurance as required by the Railroad.

110.3.9 Administrative & General Provisions

A. Additional Insured

Each policy, with the exception of Workers' Compensation and Professional Liability Insurance, shall name the Authority as an additional named insured. The Maine Turnpike Authority Contract Number shall be clearly stated on each policy. Contractor shall provide the Authority with adequate proof of its Additional Insured status, including but not necessarily limited to Certificates of Insurance and copies of Endorsements from the applicable policies evidencing the status of the Authority as Additional Insured.

B. Defense of Claims Each insurance policy shall include a provision requiring the carrier to investigate, defend, indemnify, and hold harmless all named insureds against any and all claims for death, bodily injury, or property damage, even if groundless.

C. Primary Insurance The insurance coverage provided by the Contractor shall be primary insurance with respect to Authority. Any insurance or self-insurance maintained by the Authority is in excess of the Agent's insurance and shall not contribute with it.

D. Reporting Any failure to comply with reporting provisions of the policies shall not affect coverage provided to the Authority.

E. Separate Application The insurance provided by the Contractor shall apply separately to each insured against whom claim is made or suit is brought, except with respect to the limits of the insurer's liability.

Nothing in this document constitutes a waiver of any defense, immunity or limitation of liability that may be available to the Department, or its officers, agents or employees under the Maine Tort Claims Act (Title 14 M.R.S.A. 8101 st. seq.), and shall not constitute a waiver of other privileges or immunities that may be available to the Department.

SECTION 111 - RESOLUTION OF DISPUTES

Scope of Section This Section contains provisions for resolving Disputes early, efficiently, fairly, and as close to the Project level as possible. For related provision, see Section 104.4 - Communication and Coordination.

111.1 General -

111.1.1 Definitions - "Dispute" is defined in Section 101.2 - Definitions. "Issue," is defined in Section 104.4.5 - Early Negotiation. Additionally, an "Issue" as used in Sections 111.1 through 111.3 below, is a matter that may give rise to a Dispute.

111.1.2 Escalation Process - To resolve Issues and Disputes, the Contractor and the Maine Turnpike Authority will develop a Decision Matrix at the preconstruction or partnering meeting. See related Subsection 104.4.2, Preconstruction Conference. If an issue is not resolved, the matter becomes a Dispute and may be appealed to the MTA Executive Director. If the Contractor is dissatisfied with the MTA Executive Director's decision, the Contractor may request an Alternate Dispute Resolution (ADR) process, as outlined in this Section. All costs of ADR shall be shared equally.

At the request of the Contractor, appeal decisions rendered by the Executive Director may be appealed by the Contractor to a Final ADR process of either Mediation or Arbitration. The costs of Mediation or Arbitration shall be borne equally by the Contractor and the Authority. Decisions by either a Mediator or an Arbitrator(s) will be non-binding unless the parties mutually agree in writing at the time of process selection that such recommendations will be binding.

It is the intent of this Specification to retain maximum flexibility for the specific procedures for Final Alternative Dispute Resolution. The processes shall follow the guidelines of construction industry ADR practices in general. The Authority and the Contractor will contribute equal input to the selection of location, methods, experts and timing of such processes.

111.1.3 Relationship to Partnering - With the exception of the decision matrix developed pursuant to Section 104.4.2 Preconstruction Conference, partnering including the establishment of a partnership charter, does not in any way waive, alter, or otherwise affect any provision of the Contract including those requiring notice and all other provisions governing the resolution of Issues or Disputes. For a related provision, see Section 104.4.1 - Partnering.

111.1.4 Mandatory Notice - The Contractor shall comply with all notice provisions of this Contract relating to Issues or Disputes including those contained in Sections 104.3.3 - Duty to Notify If Ambiguities Discovered; 104.4.5(A) - Early Negotiation, Notice Required; 109.4.3 - Differing Site Conditions, Notice and Procedural Requirements; 109.5.4 - Adjustments for Delay, Notice and Procedural Requirements; and 111 - Resolution of Disputes. In order to promote the purposes of this Section 111, all notice provisions are mandatory and are to be strictly construed. Failure to provide Conforming notice constitutes waiver by the Contractor of any and all claims to additional compensation, time, or modification of Contract requirements related to the Issue or Dispute.

111.1.5 Work to Proceed Despite Issue or Dispute Regardless of the status or disposition of any Issue or Dispute, the Contractor and the Authority must perform their Contractual responsibilities Promptly and diligently. Unless expressly directed otherwise by the Authority, the Contractor shall proceed without Delay to perform the Work or to Conform to the decision or Order of the Authority.

111.1.6 Contractor's Obligation to Keep Records Throughout the course of any Issue or Dispute, the Contractor shall keep daily records, including supporting documentation, of extra

costs and time related to the Issue or Dispute. Such records shall include all non-salaried labor, Material costs, Equipment expenses, and location for all operations that are affected by the Issue or Dispute. The Contractor will not be entitled to any change to compensation, time, or Work requirements without such records. The Contractor shall permit the Department daily access to and shall provide copies of these and any other records needed for evaluating the Dispute. The Contractor shall retain those records for the duration of the Dispute and as provided in Section 104.3.6 - Project Records.

111.1.7 Dispute Resolution Time Extensions All deadlines provided in this Section 111 may be extended only by mutual written consent signed by both parties.

111.1.8 VACANT

111.1.9 Contract Modification Required All changes to the Contract that regard Issues or Disputes and that affect compensation, time, quality, or other Contract requirements must be made by written Contract Modification as provided by Section 109.8 - Contract Modification.

SECTION 112 - DEFAULT AND TERMINATION

Scope of Section This Section contains general provisions related to Default and termination of the Contract.

112.1 Default

112.1.1 Grounds for Default The Contractor and the Surety are in Default of the Contract if the Contractor or the Surety:

- A. Fails to Promptly begin the Work under the Contract after being authorized to proceed,
- B. Fails to perform the Work with sufficient labor, Equipment, or Materials to assure the timely Completion of the Work,
- C. Performs Defective Work, neglects or refuses to uncover, remove or rebuild Unacceptable Work, or neglects or refuses to uncover Unauthorized or Uninspected Work when directed by the Authority,
- D. Discontinues the prosecution of the Work without Authority approval,
- E. Continues to perform Work after the Authority directs that Work be stopped,
- F. Fails to resume Work which has been suspended as required by the Contract,
- G. Becomes insolvent or is declared bankrupt or commits any act of bankruptcy or insolvency that could affect the Work in any way,

- H. Allows any final judgment to stand against the Contractor unsatisfied for a period of ten Days,
- I. Makes an assignment for the benefit of creditors without authorization by the Authority, or
- J. In any other manner, fails to perform the Work in Substantial Conformity with any material provision of the Contract.

112.1.2 Notice of Default/Cure - Except as otherwise provided in this Contract, if Default occurs, the Authority may give written Notice of Default to the Contractor and its Surety. Failure to give Notice of Default is in no way a waiver by the Authority of any provision of the Contract.

If the Contractor or Surety fails to completely cure such Default within a period of 14 Days after Notice of Default, then the Authority may (A) terminate the Contract for cause in accordance with Section 112.2.1 - For Cause, or (B) take prosecution of the Work away from the Contractor without violating the Contract,.

112.2 Termination - The Authority may, by written order to the Contractor, terminate the Contract as provided in this Section 112. Termination of the Contract or portion thereof shall not relieve the Contractor of its Contractual responsibilities for the Work completed (including warranty obligations), nor shall it relieve the Surety of its obligation for claims arising from the Work or the Contract.

When the Contract is terminated, the Contractor shall, if so required by the Authority, promptly remove any or all of his/her equipment and supplies from the Project site or from other property of the Authority, failing which the Authority may remove such equipment and supplies at the expense of the Contractor.

112.2.1 For Cause - If the Contractor fails to completely cure all Defects identified in the Notice(s) of Default provided for in Section 112.1.2 within the 14-day cure period provided, the Authority may immediately terminate the Contract for cause by written Notice of Termination For Cause. In this event, the Authority may use any or all Materials and Equipment for the Work and may enter into an Agreement with another entity for the Completion of the Work, or use such other methods as in the opinion of the Authority are required for the Completion of the intent of the Contract in an acceptable and timely manner.

The Authority will pay for all Accepted items of Work as of the date of Termination at agreed upon prices. Items eliminated in their entirety by Termination will be paid for as provided in Section 109.2 - Elimination of Items, except that there will be no reductions in the amount of the credit to the Authority. The Contractor shall make all Work records available to the Authority upon request regarding payment under this Section. All costs and charges incurred by the Authority, together with the cost of completing the Work specified in the Contract, will be deducted from amounts otherwise due the Contractor. If such expenses exceed

the sum that would have been payable under the Contract, then the Contractor and the Surety are liable and shall pay to the Authority the amount of such excess within 30 Days of the Delivery of a Statement setting forth such expenses to the Contractor and the Surety, as applicable.

If the Contractor files for bankruptcy at any time before expiration of the warranty periods provided by this Contract, then the Contractor and its Surety agree, if requested by the Authority and within 30 Days of such request, to take all actions necessary or convenient to reject or accept this Contract under the executory Contract provisions of the federal bankruptcy code.

112.2.2 For Convenience - The Authority may terminate this Contract for convenience or for any reason that is in the best interest of the Authority. Terminations caused without fault of or for reasons beyond the control of the Contractor are Terminations for Convenience. The Authority will notify the Contractor of such terminations by sending a Notice of Termination for Convenience.

In case of a Termination for Convenience, the Authority will pay for all Accepted items of Work as of the date of termination at agreed upon prices. Items eliminated in their entirety by Termination will be paid for as provided in Section 109.2 - Elimination of Items. The Contractor shall make all Work records available to the Authority upon request regarding payment under this Section. Acceptable Materials, obtained by the Contractor for the Work but which have not been incorporated therein, may at the option of the Authority be purchased from the Contractor at Actual Cost Delivered to a prescribed location or otherwise disposed of as mutually agreed.

After Receipt of Notice of Termination for Convenience from the Authority, the Contractor may also submit a claim for additional damages or costs not covered above or elsewhere in this Contract to the Project Manager within 60 Days of the effective Termination date. Such claim may include such cost items as idle Equipment time, Bidding and Project investigative costs, overhead expenses attributable to the Project terminated, legal and accounting charges involved in claim preparation, Subcontractor costs not otherwise paid for, idle labor cost if Work is stopped in advance of termination date, guaranteed payments for private land usage as part of the original Contract, and any other cost or damage item for which the Contractor reasonably believes reimbursement should be made. In no event, however, will loss of anticipated profits be considered as part of any settlement.

The Contractor agrees to make the Bid Escrow, Documentation, if any, and its cost records available to the extent necessary to determine the validity and amount of each item claimed.

The Authority will respond in writing to such claim within 60 Days of Receipt. If the Contractor wants additional consideration, the Contractor must Deliver a written "Notice of Unresolved Dispute" to the Director as provided in Section 111.3.1 - Notice of Unresolved Dispute and comply with all other applicable Dispute resolution provisions of Section 111 - Resolution of Disputes.

SUPPLEMENTAL SPECIFICATION

SECTION 401

HOT MIX ASPHALT PAVEMENT

Section 401, Hot Mix Asphalt is deleted in its entirety and replaced with the following:

401.01 Description

The Contractor shall furnish and place one or more courses of Hot Mix Asphalt Pavement (HMA) on an approved base in accordance with the Contract documents and in reasonably close conformity with the lines, grades, thickness, and typical cross sections as shown on the Plans or established by the Resident. The Authority will accept this work under Quality Assurance provisions, in accordance with these Specifications and the requirements of Section 106, Quality, the provisions of AASHTO M 323, except where otherwise noted in Section 401 of these Specifications, and the MaineDOT Policies and Procedures for HMA Sampling and Testing.

401.02 Materials

Aggregates for HMA Pavements Coarse Aggregate and fine aggregate for HMA pavements shall be graded such that when combined in the proper proportions, including filler if required, the resultant blend will meet the composition of mixture for the type of pavement specified.

Coarse aggregate, the material retained on the No. 4 sieve, shall consist of angular fragments obtained from crushed quarry stone and be free of dirt or other objectionable materials. Coarse aggregate shall have a Micro-Deval value of 16.0 percent or less as determined by AASHTO T 327. The crushed stone shall have a maximum of 1.0% material finer than the No. 200 mesh when tested in accordance with AASHTO T-11. Flat and elongated particles shall not exceed a maximum of 8% at a 5:1 ratio in accordance with ASTM D-4791. Coarse aggregate angularity shall be a minimum of 95/90 in accordance with AASHTO T-335.

Fine aggregate, the material passing the No. 4 sieve, shall be crushed manufactured sand free from dirt, clay balls, or other objectionable material. Natural sand may be incorporated into the mix at a rate no greater than 10 percent by weight of total aggregate. The unconfined void content of the fine aggregate blend shall be a 45 minimum value when tested in accordance with AASHTO T-304, method A. AASHTO T-176 sand equivalent value shall be 45 minimum.

Asphalt Low Modulus Joint Sealer Asphalt Low Modulus Joint Sealer shall be a modified asphalt and rubber compound designed for sealing and improving the strength and performance of the base asphalt cement and shall conform to ASTM D6690 (AASHTO M324), Type II (formerly ASTM D3405 / AASHTO M301) and the following specifications:

Cone Penetration	90 max
Flow @ 60°C [140°F]	3.0mm [1/8 in] max
Bond, non-immersed	Three 12.7mm [½ in] specimens pass 3 cycles @ 200% extension @ -29°C [-20°F]
Resilience, %	60 min
Asphalt Compatibility, ASTM D5329	pass*

* There shall be no failure in adhesion, formation of any oily exudate at the interface between the sealant and asphaltic concrete or other deleterious effects on the asphaltic concrete or sealant when tested at 60°C [140°F].

The contractor shall provide the Resident or authorized representative with a copy of the material manufacturer's recommendations pertaining to heating, application, and reheating prior to the beginning of operations or the changing of materials.

401.021 Recycled Asphalt Materials

Recycled Asphalt Pavement (RAP) may be introduced into the mixture at percentages approved by the Authority. If approved by the Authority, the Contractor shall provide documentation stating the source, average test results for average residual asphalt content, and stockpile gradations showing RAP materials have been sized to meet the maximum aggregate size requirements of each mix designation. The Authority will obtain samples for verification and approval prior to its use.

In the event that RAP source or properties change, the Contractor shall notify the Authority of the change and submit new documentation stating the new source or properties a minimum of 72-hours prior to the change to allow for obtaining new samples and approval.

The RAP for surface pavement shall be processed to meet the requirements of 703.081 Class I RAP. Base or shim pavement RAP may be from any source meeting the requirements of 703.081 Class II RAP.

401.03 Composition of Mixtures

The Contractor shall compose the Hot Mix Asphalt Pavement with aggregate, Performance Graded Asphalt Binder (PGAB), and mineral filler if required. HMA shall be designed and tested according to AASHTO R35 and the volumetric criteria in Table 1. The Contractor shall size, uniformly grade, and combine the aggregate fractions in proportions that provide a mixture meeting the grading requirements of the Job Mix Formula (JMF). The Contractor may use a maximum of 15 percent reclaimed asphalt pavement (RAP) in any base, binder, surface, or shim course, unless otherwise noted. Current MaineDOT approved designs will be allowed on local roads.

The Contractor shall submit a job mix formula (JMF) developed for each specified mixture at least 30 days prior to placement.

The JMF shall establish a single percentage of aggregate passing each sieve size within the limits shown in Subsection 703.09. The mixture shall be designed and produced, including all production tolerances, to comply with the allowable control points for the particular type of mixture as outlined in Subsection 703.09. The JMF shall state the original source, gradation, and percentage to be used of each portion of the aggregate and mineral filler if required. It shall also state the proposed PGAB content, the name and location of the refiner, the supplier, the source of PGAB submitted for approval, the type of PGAB modification if applicable, and the location of the terminal if applicable.

In addition, the Contractor shall provide the following information with the proposed JMF:

- Properly completed JMF indicating all mix properties (Gmm, VMA, VFB, etc.).
- Stockpile Gradation Summary.
- Individual aggregate consensus properties
- Design Aggregate Structure Consensus Property Summary.
- Design Aggregate Structure Trial Blend Gradation Plots (0.45 power chart).
- Trial Blend Test Results for at least three different asphalt contents.
- Design Aggregate Structure for at least three trial blends.
- Test results for the selected aggregate blend at a minimum of three binder contents.
- Specific Gravity and temperature/viscosity charts for the PGAB to be used.
- Recommended mixing and compaction temperatures from the PGAB supplier.
- Material Safety Data Sheets (MSDS) For PGAB.
- Asphalt Content vs. Air Voids trial blend curve.
- Test report for Contractor's Verification sample.
- Summary of RAP test results (if used), including count, average and standard deviation of binder content and gradation.

At the time of JMF submittal, the Contractor shall identify and make available the stockpiles of all proposed aggregates at the plant site. There must be a minimum of 150 ton for stone stockpiles, 75 ton for sand stockpiles, and 50 ton of blend sand before the Authority will sample. The Authority shall obtain samples for laboratory testing. The Contractor shall also make available

to the Authority the PGAB proposed for use in the mix in sufficient quantity to test the properties of the asphalt and to produce samples for testing of the mixture. Before the start of paving, the Contractor and the Authority shall split a production sample for evaluation. The Contractor shall test its split of the sample and determine if the results meet the requirements. If the results are found to be acceptable, the Contractor will forward their results to the Authority's Lab, which will test the Authority's split of the sample. The results of the two split samples will be compared and shared between the Authority and the Contractor. If the Authority finds the mixture acceptable, an approved JMF will be forwarded to the Contractor. The Authority will then notify the Contractor that paving may commence. The first day's production shall be monitored, and the approval may be withdrawn if the mixture exhibits undesirable characteristics such as checking, shoving or displacement. The Contractor shall be allowed to submit aim changes within 24 hours of receipt of the first Acceptance test result for an individual JMF. Adjustments will be allowed of up to 2% on the percent passing the 2.36 mm sieve through the 0.075 mm and 3% on the percent passing the 4.75 mm or larger sieves. Adjustments will be allowed on the %PGAB of up to 0.2 percent. Adjustments will be allowed on GMM of up to 0.010.

The Contractor shall submit a new JMF for approval each time a change in material source or materials properties is proposed. The same approval process shall be followed. The cold feed percentage of any aggregate except natural sand may be adjusted up to 10 percentage points from the amount listed on the JMF, however no aggregate listed on the JMF shall be eliminated. Natural sand may be adjusted up to 5 percent from the amount listed on the JMF but shall not exceed 10% by weight of total aggregates. The cold feed percentage for RAP may be reduced up to five percentage points from the amount listed on the JMF and shall not exceed the percentage of RAP approved in the JMF or for the specific application.

TABLE 1
VOLUMETRIC DESIGN CRITERIA

Design ESAL's (Millions)	Required Density (Percent of G _{mm})			Voids in the Mineral Aggregate (VMA)(Minimum Percent)					Voids Filled with Binder (VFB) (Minimum %)	Fines/Eff. Binder Ratio
				Nominal Maximum Aggregate Size (mm)						
	N _{initial}	N _{design}	N _{max}	25	19	12.5	9.5	4.75		
10 to <30	≤89.0	96.0	≤98.0	13.0	14.0	15.0	16.0	16.0	65-80*	0.6-1.2

* For 9.5 mm nominal maximum aggregate size mixtures, the maximum VFB is 82.

* For 4.75 mm nominal maximum aggregate size mixtures, the maximum VFB is 84.

* For 4.75mm nominal maximum aggregate size mixtures, the Fines/Effective Binder Ratio is 0.6-1.4

401.031 Warm Mix Technology

The Contractor may place Hot Mix Asphalt Pavement produced with an accepted WMA technology if approved by the Authority. Methods or technologies shall generally be at the Contractors' option, but will be limited to proven, Agency and Industry accepted practice. Mixture

production, placement and volumetric testing details, including temperatures, shall be included in the project specific QCP, submitted to the Authority for approval prior to any work.

401.04 Temperature Requirements

After the JMF is established, the temperatures of the mixture shall conform to the following tolerances:

- In the truck at the mixing plant – allowable range 275° to 325°F.
- At the paver – allowable range 275° to 325°F.
- Or the recommendations, approved by the Authority, from the Asphalt Binder supplier.

The JMF and the mix subsequently produced shall meet the requirements of Table 1.

401.05 Performance Graded Asphalt Binder

Unless otherwise noted in Special Provision Section 403, Hot Bituminous Pavement, PGAB shall be 64-28. The PGAB shall meet the applicable requirements of AASHTO M320 - Standard Specification for PGAB. The Contractor shall request approval from the Authority for a change in PGAB supplier or source by submitting documentation stating the new supplier or source a minimum of 24-hours prior to the change. In the event that the PGAB supplier or source is changed, the Contractor shall make efforts to minimize the occurrence of PGAB co-mingling.

401.06 Weather and Seasonal Limitations

The Contractor may place Hot Mix Asphalt Pavement for use other than a traveled way wearing course, provided that the air temperature as determined by an approved thermometer (placed in the shade at the paving location) is 40°F or higher and the area to be paved is not frozen. The Contractor may place Hot Mix Asphalt Pavement as traveled way wearing course, provided the air temperature determined as above is 45°F or higher. For the purposes of this Section, the traveled way includes truck lanes, ramps, approach roads and auxiliary lanes. The atmospheric temperature for all courses on bridge decks shall be 50°F or higher.

Hot Mix Asphalt Pavement used for curb, driveways, sidewalks, islands, or other incidentals is not subject to seasonal limitations, except that conditions shall be satisfactory for proper handling and finishing of the mixture. All mixtures used for curb, driveways, sidewalks, islands, or other incidentals shall conform to Subsection 401.04, Temperature Requirements. Unless otherwise specified, the Contractor shall not place Hot Mix Asphalt Pavement on a wet or frozen surface and the air temperature shall be 40°F or higher.

On all sections of overlay with wearing courses one inch thick or less, the wearing course for the travelway and adjacent shoulders shall be placed provided the air temperature is determined as above 50°F or higher.

401.07 Hot Mix Asphalt Plant

401.071 General Requirements

HMA plants shall conform to AASHTO M156.

- a. Truck Scales - When the hot mix asphalt is to be weighed on scales meeting the requirements of Section 108, Payment, the scales shall be inspected and sealed by the State Sealer as often as the Authority deems necessary to verify their accuracy.

Plant scales shall be checked prior to the start of the paving season, and each time a plant is moved to a new location. Subsequent checks will be made as determined by the Resident. The Contractor will have at least ten 50 pound masses for scale testing.

401.072 Automation of Batching

Batch plants shall be automated for weighing, recycling, and monitoring the system. In the case of a malfunction of the printing system, the requirements of Subsection 401.074 c. of this Specification will apply.

The batch plant shall accurately proportion the various materials in the proper order by weight. The entire batching and mixing cycle shall be continuous and shall not require any manual operations. The batch plant shall use auxiliary interlock circuits to trigger an audible alarm whenever an error exceeding the acceptable tolerance occurs. Along with the alarm, the printer shall print an asterisk on the delivery slip in the same row containing the out-of-tolerance weight. The automatic proportioning system shall be capable of consistently delivering material within the full range of batch sizes. When RAP is being used, the plant must be capable of automatically compensating for the moisture content of the RAP.

All plants shall be equipped with an approved digital recording device. The delivery slip load ticket shall contain information required under Subsection 108.1.3, Provisions Relating to Certain Measurements, Mass and Paragraphs a, b, and c of Subsection 401.073.

401.073 Automatic Ticket Printer System on Automatic HMA Plant

An approved automatic ticket printer system shall be used with all approved automatic HMA plants. The requirements for delivery slips for payment of materials measured by weight, as given in the following Sections, shall be waived: 108.1.3 a., 108.1.3 b., 108.1.3 c., and 108.1.3 d. The automatic printed ticket will be considered as the Weight Certificate.

The requirements of Subsection 108.1.3 f., Delivery Slips, shall be met by the weigh slip or ticket, printed by the automatic system, which accompanies each truckload, except for the following changes:

- a. The quantity information required shall be individual weights of each batch or total net weight of each truckload.
- b. Signatures (legible initials acceptable) of Weighmaster (required only in the event of a malfunction as described in 401.074 c.).
- c. The MaineDOT designation for the JMF.

401.074 Weight Checks on Automatic HMA Plant

At least twice during each five days of production either of the following checks will be performed:

- a. A loaded truck may be intercepted and weighed on a platform scale that has been sealed by the State Sealer of Weights and Measures within the past 12 months. The inspector will notify the producer to take corrective action on any discrepancy over 1.0%. The producer may continue to operate for 48 hours under the following conditions:
 - 1. If the discrepancy does not exceed 1.5%; payment will still be governed by the printed ticket.
 - 2. If the discrepancy exceeds 1.5%, the plant will be allowed to operate as long as payment is determined by truck platform scale net weight.

If, after 48 hours the discrepancy has not been addressed and reduced below 1.0%, then plant operations will cease. Plant operation may resume after the discrepancy has been brought within 1.0%.

- a. Where platform scales are not readily available, a check will be made to verify the accuracy and sensitivity of each scale within the normal weighing range and to assure that the interlocking devices and automatic printer system are functioning properly.
- b. In the event of a malfunction of the automatic printer system, production may be continued without the use of platform truck scales for a period not to exceed the next two working days, providing total weights of each batch are recorded on weight tickets and certified by a Licensed Public Weighmaster.

401.08 Hauling Equipment Trucks for Hauling Hot Mix Asphalt

Trucks for hauling Hot Mix Asphalt Pavement shall have tight, clean, and smooth metal dump bodies, which have been thinly coated with a small amount of approved release agent to prevent the mixture from adhering to the bodies. Solvents based agents developed to strip asphalts from aggregates will not be allowed as release agents.

All truck dump bodies shall have a cover of canvas or other water repellent material capable of heat retention, which completely covers the mixture. The cover shall be securely fastened on the truck, unless unloading.

All truck bodies shall have an opening on both sides, which will accommodate a thermometer stem. The opening shall be located near the midpoint of the body, at least 12 inches above the bed.

401.09 Pavers

Pavers shall be self-contained, self-propelled units with an activated screed (heated if necessary) capable of placing courses of Hot Mix Asphalt Pavement in full lane widths specified in the Contract on the mainline, shoulder or similar construction.

On projects with no price adjustment for smoothness, pavers shall be of sufficient class and size to place Hot Mix Asphalt Pavement over the full width of the mainline travel way with a 10 feet minimum main screed with activated extensions.

The Contractor shall place Hot Mix Asphalt Pavement on the mainline with a paver using an automatic grade and slope controlled screed, unless otherwise authorized by the Authority. The controls shall automatically adjust the screed and increase or decrease the layer thickness to compensate for irregularities in the preceding course. The controls shall maintain the proper transverse slope and be readily adjustable so that transitions and super elevated curves can be properly paved. The controls shall operate from a fixed or moving reference such as a grade wire or ski type device (floating beam) with a minimum length of 30 ft, a non-contact grade control with a minimum span of 24 ft, except that a 40 ft reference shall be used on mainline projects.

The Contractor shall operate the paver in such a manner as to produce a visually uniform surface texture and a thickness within the requirements of Subsection 401.101, Surface Tolerances. The paver shall have a receiving hopper with sufficient capacity for a uniform spreading operation and a distribution system to place the mixture uniformly, without segregation in front of the screed. The screed assembly shall produce a finished surface of the required evenness and texture without tearing, shoving, or gouging the mixture. Pavers with extendible screeds shall have auger extensions and tunnel extenders as per the manufacturer's recommendations, a copy of which shall be available if requested.

The Contractor shall have the paver at the Project site sufficiently before the start of paving operations to be inspected and approved by the Authority. The Contractor shall repair or replace any paver found worn or defective, either before or during placement, to the satisfaction of the Authority. Pavers that produce an unevenly textured or non-uniform mat will be repaired or replaced before continuing to place HMA on MTA projects. On a daily basis, the Contractor shall perform density testing across the uncompacted mat being placed, at 12 inch intervals. If the values vary by more than 2.0 percent from the mean, the Contractor shall make adjustments until the inconsistencies are remedied.

Failure to replace or repair defective placement equipment may result in a letter of suspension of work and notification of a quality control violation resulting in possible monetary penalties as governed by Section 106, Quality.

401.091 Material Transfer Vehicle (MTV)

The pavers shall be supplied mixture by a material transfer vehicle (transfer box) (RoadTec SB2500 or approved equal) capable of receiving and storing bituminous mixture from haul trucks, remixing, and delivering the mix to the paver hopper in a consistently uniform manner.

The MTV shall operate as an independent unit not attached to the paver. It shall be a commercially manufactured unit specifically designed to transfer the hot mix from haul trucks to the paver without depositing mix on the roadway.

Also required is a separate hopper with a capacity of 18 mg (20 Ton) that shall be inserted into the regular paving hopper.

The MTV or the hopper insert shall be designed so that the mix receives additional mixing action either in the MTV unit or the paver hopper.

The MTV and the hopper insert will not be measured separately for payment, but shall be incidental to the various Hot Mix Asphalt items.

401.10 Rollers

Rollers shall be static steel, pneumatic tire, oscillatory, or approved vibrator type. Rollers shall be in good mechanical condition, capable of starting and stopping smoothly, and be free from backlash when reversing direction. Rollers shall be equipped and operated in such a way as to prevent the picking up of hot mixed material by the roller surface. The use of rollers, which result in crushing of the aggregate or in displacement of the HMA will not be permitted. Any Hot Mix Asphalt Pavement that becomes loose, broken, contaminated, shows an excess or deficiency of Performance Graded Asphalt Binder, or is in any other way defective shall be removed and replaced at no additional cost with fresh Hot Mix Asphalt Pavement, which shall be immediately compacted to conform to the adjacent area.

The Contractor shall repair or replace any roller found to be worn or defective, either before or during placement, to the satisfaction of the Authority. Rollers that produce grooved, unevenly textured or non-uniform mat will be repaired or replaced before continuing to place HMA on MTA projects.

The type of rollers to be used and their relative position in the compaction sequence shall generally be the Contractor's option, provided Specification densities are attained and with the following requirements:

- a. At least one roller shall be a 16 ton pneumatic-tired. Unless otherwise allowed by the Resident, pneumatic-tired rollers shall be equipped with skirting to minimize the pickup of HMA materials from the paved surface. When required by the Resident, the roller shall be ballasted to 20 ton.
- b. Compaction with a vibratory or steel wheel roller shall precede pneumatic-tired rolling, unless otherwise authorized by the Authority.
- c. Vibratory rollers shall not be operated in the vibratory mode when checking or cracking of the mat occurs, or on bridge decks.
- d. Any method, which results in cracking or checking of the mat, will be discontinued and corrective action taken.
- e. The use of an oscillating steel roller shall be required to compact all mixtures placed on bridge decks.

The maximum operating speed for a steel wheel or pneumatic roller shall not exceed the manufacturer's recommendations, a copy of which shall be available if requested.

401.101 Surface Tolerances

The Authority will check surface tolerance utilizing the following methods:

- a. A 16 ft straightedge or string line placed directly on the surface, parallel to the centerline of pavement.
- b. A 12 ft straightedge or string line placed directly on the surface, transverse to the centerline of pavement.

The allowable tolerance shall be ¼ inch in the segments as described above. This includes fresh HMA joints as well as new longitudinal HMA adjoining pavements. The tolerance shall also apply to the cross slope in a single paver width with the exception that in no case shall the cross slope in the single paver width be inverted resulting in a depression as measured transverse to the direction of travel. The Contractor shall correct variations exceeding ¼ inch by removing defective work and replacing it with new material as directed by the Authority. The Contractor shall furnish a 12 foot straightedge for the Authority's use.

401.11 Preparation of Existing Surface

The Contractor shall thoroughly clean the surface upon which Hot Mix Asphalt Pavement is to be placed of all objectionable material. When the surface of the existing base or pavement is irregular, the Contractor shall bring it to uniform grade and cross section. All surfaces shall have a tack coat applied prior to placing any new HMA course. Tack coat shall conform to the requirements of Section 409, Bituminous Tack Coat, Section 702, Bituminous Material, and all applicable sections of the Contract.

401.12 Hot Mix Asphalt Documentation

The Contractor and the Authority shall agree on the amount of Hot Mix Asphalt Pavement that has been placed each day. HMA Pavement yield shall be calculated and monitored by both the resident and the paving foreman. Yield calculations shall be communicated in real time between both parties throughout the paving operations. All delivery slips shall conform to the requirements of 401.073.

401.13 Preparation of Aggregates

The Contractor shall dry and heat the aggregates for the HMA to the required temperature. The Contractor shall properly adjust flames to avoid physical damage to the aggregate and to avoid depositing soot on the aggregate.

401.14 Mixing

The Contractor shall combine the dried aggregate in the mixer in the amount of each fraction of aggregate required to meet the JMF. The Contractor shall measure the amount of PGAB and introduce it into the mixer in the amount specified by the JMF.

The Contractor shall produce the HMA at the temperature established by the JMF.

The Contractor shall dry the aggregate sufficiently so that the HMA will not flush, foam excessively, or displace excessively under the action of the rollers. The Contractor shall introduce the aggregate into the mixer at a temperature of not more than 25°F above the temperature at which the viscosity of the PGAB being used is 0.150 Pa·s (Pascal-second).

The Contractor shall store and introduce into the mixer the Performance Graded Asphalt Binder at a uniformly maintained temperature at which the viscosity of the PGAB is between 0.150 Pa·s and 0.300 Pa·s. The aggregate shall be coated completely and uniformly with a thorough distribution of the PGAB. The Contractor shall determine the wet mixing time for each plant and for each type of aggregate used.

401.15 Spreading and Finishing

On areas where irregularities or unavoidable obstacles make the use of mechanical spreading and finishing equipment impracticable, the Contractor shall spread, rake, and lute the HMA with hand tools to provide the required compacted thickness. Solvent based agents developed to strip asphalts from aggregates will not be allowed as release agents.

On roads opened to two-way traffic, the Contractor shall place each course over the full width of the traveled way section being paved that day, unless otherwise noted by the Authority in Section 403, Hot Mix Asphalt Pavement.

In addition, hot mix asphalt pavement placed on bridges shall also conform to Section 508.04 and the following requirements.

- a. The bottom course shall be placed with an approved rubber mounted paver of such type and operated in such a manner that the membrane waterproofing will not be damaged in any way.
- b. The top course shall not be placed until the bottom course has cooled sufficiently to provide stability.
- c. The Contractor will not be required to cut sample cores from the compacted pavement on the bridge deck, unless otherwise directed by Special Provisions.
- d. After the top course has been placed, the shoulder areas shall be sealed 3 ft wide with two applications of an emulsified bituminous sealer meeting the requirements of Section 612.03 – Sealing and Section 702.12 – Emulsified Bituminous Sealing Compound. The first application shall be pre-mixed with fine, sharp sand, similar to mortar sand, as needed to fill all voids in the mix in the area being sealed. The second application may be applied without sand. The sealer shall be carried to the curb at the gutter line in sufficient quantity to leave a bead or fillet of material at the face of curb. The area to be sealed shall be clean, dry and the surface shall be at ambient temperature.
- e. The furnishing and applying of the required quantity of sealer for the bridge shoulder areas shall be incidental to placing the hot mix asphalt pavement. The sealer shall be applied after 30 days of cure time on the new HMA placed.
- f. The atmospheric temperature for all courses placed on bridge decks shall be 50°F or higher.
- g. A pneumatic tire roller shall be used on the bridge deck membrane just prior to paving.

401.16 Compaction

Immediately after the Hot Mix Asphalt Pavement has been spread, struck-off, and any surface irregularities adjusted, the Contractor shall thoroughly and uniformly compact the HMA by rolling.

The Contractor shall roll the surface when the mixture is in the proper condition and when the rolling does not cause undue displacement, cracking, or shoving. The Contractor shall prevent adhesion of the HMA to the rollers or vibrating compactors without the use of fuel oil or other petroleum based release agents. Solvents designed to strip asphalt binders from aggregates will not be permitted as release agents on equipment, tools, or pavement surfaces.

The Contractor shall immediately correct any displacement occurring as a result of the reversing of the direction of a roller or from other causes to the satisfaction of the Authority. Any operation other than placement of variable depth shim course that results in breakdown of the

aggregate shall be discontinued. Any new pavement that shows obvious cracking, checking, or displacement shall be removed and replaced for the full lane width as directed by the Resident at no cost to the Authority.

Along forms, curbs, headers, walls, and other places not accessible to the rollers, the Contractor shall thoroughly compact the HMA with mechanical vibrating compactors. The Contractor shall only use hand tamping in areas inaccessible to all other compaction equipment. On depressed areas, the Contractor may use a trench roller or cleated compression strips under a roller to transmit compression to the depressed area.

Any HMA that becomes unacceptable due to cooling, cracking, checking, segregation or deformation as a result of an interruption in mix delivery shall be removed and replaced, with material that meets Contract Specifications at no cost to the Authority.

401.162 Voids

The HMA will be accepted for percent air voids on a subplot basis. Percent air voids will be determined in accordance with AASHTO T 312. Point of sampling will be from the truck at the plant. A subplot will consist of 500 tons. The number of samples per day will be computed as one for every 500 tons plus one for any additional fractional subplot that is equal to or greater than 100 tons or as directed by the Resident. There shall be a minimum of one subplot per day per JMF. One sample shall be taken and tested for each 500 tons of production or portions thereof. Full payment will be made for each 500 tons of production that meets the specified void range of 2.5 to 5.5 percent.

Payment reduction will be applied to each subplot (500 tons) that falls outside of this range. See Subsection 401.21.

401.163 PGAB Content

The HMA will be accepted for PGAB content on a subplot basis. PGAB content will be determined in accordance with AASHTO T 308. Point of sampling will be from the truck at the plant. A subplot will consist of 500 tons. The number of samples per day will be computed as one for every 500 tons plus one for any additional fractional subplot that is equal to or greater than 100 tons or as directed by the Resident. There shall be a minimum of one subplot per day per JMF.

Payment reduction will be applied to each subplot (500 tons) that falls outside the allowable limits. Note minimum asphalt content specified in Special Provision Section 403. See Subsection 401.21.

401.164 Density

Pavement density will be determined by comparing the density of six inch diameter full depth cores (for the course being laid) taken from the compacted pavement to the Theoretical Maximum Density of that core. Core locations shall be by random samples in conformance with ASTM-D979 & D3665. The Contractor shall supply a masonry saw with a 12 inch deep diamond wet cutting saw

blade capable of cutting the six inch diameter cores. The resident shall determine if trimming is required and the core will be labeled as such.

For determination of pavement density, core samples six inches in diameter, for the full depth of the course being laid, shall be taken by the Contractor from the mixture incorporated in the work after finishing operations have been completed and the pavement has cooled to 70°F. Ice or dry ice shall be used to reduce temperature as necessary. All core samples shall be inspected, measured, and sealed in an approved transport container by the Resident. The contractor shall deliver the sealed container to the laboratory for testing by the Authority's representative.

Vertical surface of the core area shall be coated with rubberized joint sealer prior to refilling with bituminous mixture. Cores will not be cut for shim pavement.

The joint sealer, bituminous mixture and the labor for obtaining these samples in the field and restoring the surface shall be furnished without charge by the Contractor. The joint sealant shall conform to the material requirements for Asphalt Low Modulus Joint Sealer and shall be incidental to the pavement items. Care must be exercised to avoid excess joint material on top of the finish mat and at the bottom of the joint.

No additional course shall be constructed on a course until the density of the sample has been established and approved.

The densities of the completed pavement shall be 92.5 to 97.0 percent of the theoretical maximum density obtained.

The pavement will be accepted for density on a subplot basis. A subplot will consist of 500 tons. The number of cores per day will be computed as one for every 500 tons plus one for any portion that does not equal 500 tons or as directed by the Resident. There shall be a minimum of one subplot per day per JMF.

Each subplot will be evaluated separately and full or partial payment will be made based on the results of tests performed on the cores.

Payment reduction will be applied to each core that has a density outside of the allowable range (92.5 to 97.0). See Subsection 401.21.

401.165 Longitudinal Joint Density

The Authority will measure the pavement density of longitudinal joints between adjoining mainline travel lanes in both the unconfined and confined condition as determined by the days paving operation.

Pavement joint density will be determined by comparing the density of six inch diameter full depth cores (for the course being laid) taken from the compacted pavement to the Theoretical Maximum Density of that core. The edge of the core nearest the joint shall be a 1" offset from the visible longitudinal joint as determined by the resident. Longitudinal core locations shall be

determined by random sampling in conformance with ASTM-D979 & D3665. The Contractor shall supply a masonry saw with a 12 inch deep diamond wet cutting saw blade capable of trimming the underside of the six inch diameter cores if necessary. The resident shall determine if trimming is required and the core will be labeled as such.

For determination of pavement joint density, core samples six inches in diameter, for the full depth of the course being laid, shall be taken by the Contractor from the mixture incorporated in the work after finishing operations have been completed and the pavement has cooled to 70°F. Ice or dry ice shall be used to reduce temperature as necessary.

Vertical surface of the core area shall be coated with rubberized joint sealer prior to refilling with bituminous mixture. Cores will not be cut for shim pavement.

The joint sealer, bituminous mixture and the labor for obtaining these samples in the field and restoring the surface shall be furnished without charge by the Contractor. The joint sealant shall conform to the material requirements for Asphalt Low Modulus Joint Sealer and shall be incidental to the pavement items. Care must be exercised to avoid excess joint material on top of the finished mat and at the bottom of the joint.

No additional course shall be constructed on a course until the density of the sample has been established and approved.

The minimum density of the completed pavement shall be 92.0 percent of the theoretical maximum density obtained. Two consecutive failing tests shall result in production shut down. Prior to resuming paving operations, the contractor quality control unit shall satisfy the Authority that the paving operation will produce joint densities in compliance with the Specifications.

The pavement will be accepted for joint density on a subplot basis. A subplot will consist of 500 tons. The number of cores per day will be computed as one for every 500 tons plus one for any portion that does not equal 500 tons or as directed by the Resident. There shall be a minimum of one subplot per day per JMF.

Each subplot will be evaluated separately and full or partial payment will be made based on the results of tests performed on the cores.

Payment reduction will be applied to each subplot that has a density lower than 92.0% as outlined below.

PERCENT COMPACTION	PERCENT PAY
92.0 or greater	100
90.0 to 91.9	95
89.0 to 89.9	85
88.9 or less	0

401.17 Joints

The Contractor shall construct wearing course transverse and longitudinal joints in such a manner that minimum tolerances shown in Subsection 401.101, Surface Tolerances, are met when measured with a straightedge.

The paver shall always maintain a uniform head of HMA during the joint construction.

The HMA shall be free of segregation and meet temperature requirements outlined in Subsection 401.04. Transverse joints of the wearing course shall be straight and neatly trimmed. The Contractor may form a vertical face exposing the full depth of the course by inserting a header, by breaking the bond with the underlying course, or by cutting back with hand tools. The Authority may allow feathered or "lap" joints on lower base courses or when matching existing base type pavements.

Mainline Longitudinal joints shall be constructed as notched-wedge joint and constructed in a manner that will best ensure joint integrity.

The installation of the longitudinal joint shall be straight and true to the direction of travel and be located within 1-1/2" of the layout line. Deviations and or crossing back and forth over the layout line shall not be permitted and any such deviations or meandering shall be corrected by sawcutting the affected area prior to placing the adjacent lane with no additional cost to the Authority. Methods or activities that prove detrimental to the construction of straight, sound longitudinal joints will be discontinued.

Extra care shall be taken to insure satisfactory vertical joints in the pavements. On the notched-wedge joints a double layer of tack shall be applied. The Contractor shall apply a coating of joint sealant immediately before paving all cold joints (temperatures less than 120°F) to the vertical face of the wearing surface if they are not a notched-wedge joint unless otherwise directed by the Resident. A heavy application of tack coat shall be applied to the vertical face of all cold joints on lower lifts. The Contractor shall use an approved spray apparatus designed for covering a narrow surface. The Authority may approve application by a brush for small surfaces, or in the event of a malfunction of the spray apparatus, but for a period of not more than one (1) working day. Joint sealer shall conform to the material requirements for Asphalt Low Modulus Joint Sealer.

Where pavement under this Contract joins an existing pavement or when the Authority directs, the Contractor shall cut the existing pavement along a smooth line, producing a neat, even, vertical joint. The Authority will not permit broken or raveled edges. The cost of all work necessary for the preparation of joints is incidental to related Contract pay items.

401.18 Quality Control

The Contractor shall submit for approval and operate in accordance with the approved Quality Control Plan (QCP) to assure a product meeting the contract requirements. The QCP shall meet the requirements of Section 106.4 – Quality Control and this Section. The Contractor shall not

begin paving operations until the Authority approves the QCP in writing. Prior to placing any mix, the Authority and the Contractor shall hold a Pre-paving conference to discuss the paving schedule, source of mix, type and amount of equipment to be used, sequence of paving pattern, rate of mix supply, random sampling, project lots and sublots and traffic control.

A copy of the QC random numbers to be used on the project shall be provided to the Resident.

The Authority's random numbers for Acceptance testing shall be generated and on file with the Resident and the Project Manager. All personnel of the Authority and the Contractor who have significant information relevant to the paving items shall attend, including the responsible onsite paving supervisor for the Contractor. The Resident will prepare minutes of the conference and distribute them to all attendees. Any requests to revise the minutes must be made to the Resident within 7 days of receipt. These minutes will constitute the final record of the pre-paving conference.

The QCP shall address any items that affect the quality of the Hot Mix Asphalt Pavement including, but not limited to, the following:

- a. JMF(s)
- b. Hot mix asphalt plant details
- c. Stockpile Management (to include provisions for a minimum 2 day stockpile)
- d. Make and type of paver(s)
- e. Make and type of rollers including weight, weight per inch of steel wheels, and average contact pressure for pneumatic tired rollers
- f. Name of QCP Administrator, and certification number
- g. Name of Process Control Technician(s) and certification number(s)
- h. Name of Quality Control Technician(s) and certification number(s)
- i. Mixing and transportation including process for ensuring that truck bodies are clean and free of debris or contamination that could adversely affect the finished pavement
- j. Testing plan
- k. Laydown operations including longitudinal joint construction, procedures for avoiding paving in inclement weather, type of release agent to be used on trucks tools and rollers, compaction of shoulders, tacking of all joints, methods to ensure that segregation is minimized, procedures to determine the maximum rolling and paving speeds based on best engineering practices, and provide these results, as well as past experience in achieving the best possible smoothness of the pavement. Solvent based agents developed to strip asphalts from aggregates will not be allowed as release agents

- l. Examples of Quality Control forms including a daily plant report, daily paving report and delivery slip template for any plant to be utilized.
- m. Silo management and details (can show storage for use on project of up to 36 hours)
- n. Provisions for varying mix temperature due to extraordinary conditions or production limitations. If a warm-mix technology is utilized, a proposed target production range(not to exceed 50 F) will be provided for each mix design.
- o. Name and responsibilities of the Responsible onsite Paving Supervisor
- p. Method for calibration/verification of Density Gauge
- q. A note that all testing will be done in accordance with AASHTO and the Maine DOT Policies and Procedures for HMA Sampling and Testing
- r. A detailed description of RAP processing, stockpiling and introduction into the plant as well as a note detailing conditions under which the percent of RAP will vary from that specified on the JMF
- s. A detailed procedure outlining when production will be halted due to QC or Acceptance testing results
- t. A plan to address the change in PGAB source or supplier and the potential co-mingling of differing PGAB's.
- u. Provisions for how the QCP will be communicated to the Contractor's field personnel

The QCP shall include the following technicians together with following minimum requirements:

- a. QCP Administrator – A qualified individual shall administer the QCP. The QCP Administrator must be a full-time employee of or a consultant engaged by the Contractor or paving subcontractor. The QCP Administrator shall have full Authority to institute any and all actions necessary for the successful operation of the QCP. The QCP Administrator (or its designee in the QCP Administrator's absence) shall be available to communicate with the Authority at all times. The QCP Administrator shall be certified as a Quality Assurance Technologist certified by the New England Transportation Technician Certification Program (NETTCP).
- b. Process Control Technician(s) (PCT) shall utilize test results and other quality control practices to assure the quality of aggregates and other mix components and control proportioning to meet the JMF(s). The PCT shall inspect all equipment used in mixing to assure it is operating properly and that mixing conforms to the mix design(s) and other Contract requirements, and that delivery slips and plant recordation accurately reflects the mix being produced with all required information. The QCP shall detail

how these duties and responsibilities are to be accomplished and documented, and whether more than one PCT is required. The Plan shall include the criteria to be utilized by the PCT to correct or reject unsatisfactory materials. The PCT shall be certified as a Plant Technician by the NETTCP.

- c. Quality Control Technician(s) (QCT) shall perform and utilize quality control tests at the job site to assure that delivered materials meet the requirements of the JMF(s). The QCT shall inspect all equipment utilized in transporting, laydown, and compacting to assure it is operating property and that all laydown and compaction conform to the Contract requirements. The QCP shall detail how these duties and responsibilities are to be accomplished and documented, and whether more than one QCT is required. The QCP shall include the criteria utilized by the QCT to correct or reject unsatisfactory materials. The QCT shall be certified as a Paving Inspector by the NETTCP.

The QCP shall detail the coordination of the activities of the Plan Administrator, the PCT and the QCT. The Project Superintendent shall be named the QCP, and the responsibilities for successful implementation of the QCP shall be outlined.

401.191 Inspection/Testing

All quality control testing at the plant and paving site for bituminous concrete paving shall be provided by the Contractor and will be incidental to the various items of the Contract. Quality control testing to verify the job mix formula at the plant shall be comprised of a sample taken and tested for each 500 tons of production. The plant will be shut down for two consecutive out of Specification test results for VMA, VFB, Fbe, PGAB content, gradation, and/or voids. Prior to resuming paving operations, the plant quality control unit shall satisfy the Authority that the plant production is in compliance with the Specifications. The plant, at no additional cost to the Authority, shall assign qualified quality control staff personnel and have an on-site laboratory equipped to perform all tests.

The Contractor shall submit a list of on-site laboratory and sampling facilities, including available equipment.

Adequate and convenient sampling facilities shall be provided, allowing the Resident and the Authority's designated quality assurance personnel to obtain representative samples from the full width and depth of the discharge area of each aggregate bin. The sampling tray shall be structurally supported during the sampling operation. Access to the sampling facilities shall be provided. The use of such access shall not be more difficult than climbing a ladder leading to a secure platform with railings.

Final acceptance shall be based on quality assurance tests to assure compliance with the job mix formula as established. Samples and certified quality control reports shall be available to the Resident and the Authority's designated quality assurance personnel as often as requested. Sample locations will be random in compliance with ASTM D3665 or as directed by the Resident.

When plant inspection is maintained, the material will be considered acceptable for use when the specified tests from samples obtained at the production plant indicate conformance to the approved job mix formula.

Quality assurance testing services for bituminous concrete pavement shall be provided by the Authority. The Contractor shall provide adequate space and all lab equipment, materials and chemicals at the bituminous plant necessary to verify job mix formula (asphalt content (AASHTO T164 or T308) and gradations). Upon completion, the Contractor shall be responsible for the proper disposal of all materials and chemicals. This work will not be measured separately for payment, but shall be incidental to the various items of the Contract.

A. Inspection. The Resident, or his authorized representative, shall have access and use of the laboratory facilities at any time and access to all parts of the plant for:

1. Inspection of the condition and operations of the plant.
2. Confirmation of the adequacy of equipment in use.
3. Verification of the character and proportions of the mixture.
4. Determination of temperatures being maintained in the preparation of the mixtures.
5. Inspection of incidental related procedures.
6. Performing quality assurance testing.

B. Plant Testing Laboratory. The Contractor shall provide a plant testing laboratory for use by the Authority's quality assurance personnel for acceptance testing functions.

The plant laboratory shall be available at the following times for use by the Authority's quality assurance personnel:

1. During periods of pavement production;
2. During periods of sampling and testing; and,
3. Whenever materials subject to the provisions of these Specifications are being supplied or tested.

The Authority's quality assurance personnel will always have priority in use of the laboratory. The laboratory shall have sufficient equipment in order for both (Authority's and Contractor's) testing representatives to operate efficiently.

The plant testing laboratory shall have a floor space area of not less than 150 square feet, with a ceiling height of not less than 7-1/2 feet. The laboratory shall be weather tight, sufficiently

heated in cold weather and air-conditioned in hot weather, to maintain temperatures for testing purposes of $70^{\circ}\text{F} \pm 5^{\circ}\text{F}$.

As a minimum the plant testing laboratory shall have:

1. Adequate artificial lighting.
2. Electrical outlets sufficient in number and capacity for operating the required testing equipment and drying samples.
3. Two fire extinguishers, Underwriter's Laboratory approved.
4. Work benches for testing, minimum 2-1/2 feet by 10 feet.
5. Desk with two chairs.
6. Sanitary facilities convenient to testing laboratory.
7. Exhaust fan to outside air, minimum 12 inch blade diameter.
8. A direct telephone line and telephone including answering machine and FAX machine, operating 24-hours per day, seven days a week.
9. File cabinet with lock for Resident.
10. Sink with running water, attached drain board and drain.
11. Metal stand for holding washing sieves.
12. Mechanical shaker and appropriate sieves (listed in 639.06) meeting the requirements of ASTM E11.
13. Superpave gyratory compactor.
14. Oven, thermostatically controlled, inside minimum one cubic foot.
15. Two volumetric specific gravity flasks, 500 CC.
16. Other necessary hand tools required for sampling and testing.
17. Library containing Contract Specification, latest ASTM Volumes 4.03 and 4.04, AASHTO Materials Parts I and II.
18. Equipment for Maximum Theoretical Density meeting the requirements of AASHTO T209 and equipment for Bulk Spec. Gravity meeting the requirements of AASHTO T166.
19. Infra-red temperature measuring device for use at both plant and Project site.

- 20. Necessary equipment for PGAB Content testing.
- 21. Diamond blade saw for trimming pavement cores.
- 22. Two ovens.
- 23. All equipment (scales, Superpave gyratory compactor, etc.) to have current calibrations and certifications.

Approval of the plant and testing laboratory by the Resident requires all the above facilities and equipment to be in good working order during pavement production, sampling and testing. Failure to provide any of the above shall be sufficient cause for disapproving the bituminous plant operations.

401.21 Method of Measurement

The Authority will measure Hot Mix Asphalt Pavement by the ton in accordance with Subsection 108.1, Measurement of Quantities for Payment.

This Subsection is amended by the following:

A reduction in payment will occur when the voids, asphalt content, and density are other than the limits specified below for 100 percent payment. The payment reduction for voids and PGAB content and density will be based upon each subplot (500 tons) of production as specified in Subsections 401.162, 401.163 and 401.164. The Contractor may request one retest for each failing subplot for core density only. The original core density and the recut core density shall be averaged together to determine payment for the subplot. No retest will be allowed for voids or asphalt content. The Contractor shall pay \$100.00 for each additional core tested. Pavement restoration will not be measured separately for payment, but shall be incidental to the respective pay item.

Any lot resulting in zero payment shall be removed, disposed of and replaced at no additional cost to the Authority. Replacement pavement will be paid for based on the accepted and payment criteria specified herein.

<u>CORE DENSITY VS. CORE THEORETICAL MAXIMUM DENSITY COMPACTION (SURFACE) 92.5-97 PERCENT</u>	
<u>PERCENT COMPACTION</u>	<u>PERCENT PAYMENT</u>
92.5 - 97.0	100
91.5 - 92.4, 97.1 - 97.9	95
90.5 - 91.4, 98.0 - 98.9	85
89.5 - 90.4, 99.0 - 99.9	75
<89.5, > 99.9	0
Note: Percent compaction is the percentage of the field core density as compared to the Theoretical Maximum Density (TMD) of that core.	

AIR VOIDS – 2.5 – 5.5 PERCENT	
VOIDS	PAYMENT PERCENT
2.5 to 5.5	100
2.0 - 2.4, 5.6 - 6.1	95
1.5 – 1.9, 6.2 – 6.6	85
1.0 - 1.4, 6.7-7.1	75
<1.0, >7.1	0
<u>Note:</u> Voids are based on the average of the test specimens fabricated at the plant for each subplot (500 tons).	

Payment for PGAB content shall be based on the JMF aim with an allowable production tolerance of 0.4% except that test results which fall outside of the following ranges shall not be permitted:

4.75 mm	6.0 – 7.5
9.5 mm	5.7 – 7.5
12.5 mm	5.2 – 6.4
19.0 mm	4.7 – 6.1

4.75 mm PGAB CONTENT	
% PGAB	% PAYMENT
JMF Aim ± 0.4	100
JMF Aim + 0.5 , - 0.5 , < 6.00	95
JMF Aim + 0.6 , - 0.6 , < 5.90	85
JMF Aim + 0.7 , - 0.7 , < 5.80	75
JMF Aim + 0.8 , - 0.8 , ≤ 5.70, > 7.50	50
<u>Note:</u> PGAB content is based on samples tested at the plant for each 500 Ton subplot	

9.5 mm PGAB CONTENT	
% PGAB	% PAYMENT
JMF Aim ± 0.4	100
JMF Aim + 0.5 , - 0.5 , < 5.7	95
JMF Aim + 0.6 , - 0.6 , < 5.6	85
JMF Aim + 0.7 , - 0.7 , < 5.5	75
JMF Aim + 0.8 , - 0.8 , ≤ 5.4, > 7.5	50
<u>Note:</u> PGAB content is based on samples tested at the plant for each 500 Ton subplot	

12.5 mm PGAB CONTENT	
% PGAB	% PAYMENT
JMF Aim \pm 0.4	100
JMF Aim + 0.5 , - 0.5 , < 5.1	95
JMF Aim + 0.6 , - 0.6 , < 5.0	85
JMF Aim + 0.7 , - 0.7 , < 4.9	75
JMF Aim + 0.8 , - 0.8 , \leq 4.8 , > 6.4	50
<u>Note:</u> PGAB content is based on samples tested at the plant for each 500 Ton subplot	

19.0 mm PGAB CONTENT	
% PGAB	% PAYMENT
JMF Aim \pm 0.4	100
JMF Aim + 0.5 , - 0.5 , < 4.6	95
JMF Aim + 0.6 , - 0.6 , < 4.5	85
JMF Aim + 0.7 , - 0.7 , < 4.4	75
JMF Aim + 0.8 , - 0.8 , \leq 4.3 , > 6.1	50
<u>Note:</u> PGAB content is based on samples tested at the plant for each 500 Ton subplot	

As an example of payment reduction, if a subplot of 500 tons of 12.5mm was tested and found to have 96 percent TMD compaction, 5.8 percent air voids and asphalt content of 5.19 percent, the payment reduction would be as follows:

$$\begin{aligned}
 500 \text{ tons} \times 1.00 &= 500 \text{ tons payment} = 0 \text{ tons reduction (compaction)} \\
 500 \text{ tons} \times 0.95 &= 475 \text{ tons payment} = 25 \text{ tons reduction (voids)} \\
 500 \text{ tons} \times 0.95 &= 475 \text{ tons payment} = 25 \text{ tons reduction (asphalt content)}
 \end{aligned}$$

$$\text{Payment} = 500 \text{ tons} - (0 + 25 + 25) = 450 \text{ tons.}$$

401.22 Basis of Payment

The Authority will pay for the work, in place and accepted, in accordance with the applicable sections of this Section, for each type of HMA specified.

The Authority will pay for the work specified in Subsection 401.11, for the HMA used, except that cleaning objectionable material from the pavement and furnishing and applying bituminous material to joints and contact surfaces is incidental.

Payment for this work under the appropriate pay items shall be full compensation for all labor, equipment, materials, and incidentals necessary to meet all related Contract requirements, including design of the JMF, implementation of the QCP, obtaining core samples, transporting cores and samples, filling core holes, applying specified material to joints, and providing testing facilities and equipment.

SUPPLEMENTAL SPECIFICATION

SECTION 502

STRUCTURAL CONCRETE

Section 502, Structural Concrete, is deleted in its entirety and replaced with the following:

502.01 Description

This work shall consist of furnishing and placing Portland Cement Concrete for structures and incidental construction in accordance with these Specifications and in conformity with the lines, grades and dimensions shown on the Plans or established, or for placing concrete fill or underwater seals for foundations where called for on the Plans.

502.02 Classification

The Portland Cement Concrete shall be the class indicated on the Plans.

502.03 Materials

Materials shall meet the requirements specified in the following Subsections of Division 700, Materials:

Portland cement and Portland-pozzolan cement	701.01
Water	701.02
Air-Entraining Admixtures	701.03
Water Reducing Admixtures	701.04
High Range, Water Reducing, Admixture	701.0401
Set-retarding Admixtures	701.05
Curing Materials	701.06
Waterstops	701.07
Smoothed Surfaced Asphalt Roll Roofing (formerly heavy roofing felt)	701.08
Fly Ash	701.10
Calcium Nitrite Solution	701.11
Silica Fume	701.12
Ground Granulated Blast Furnace Slag	701.13
Fine Aggregate for Concrete	703.01
Coarse Aggregate for Concrete	703.02
Alkali Silica Reactive Aggregates	703.0201
Preformed Expansion Joint Filler	705.01
Bridge Drains	711.04

In Subsection 701.10, Fly Ash, the “Loss on Ignition (LOI)” paragraph is deleted and replaced with the following:

Loss on Ignition (LOI) - Shall be 6.0 percent maximum per AASHTO T105 (ASTM C311) provided the Fly Ash has a documented history of not adversely effecting the concrete air content, otherwise the LOI shall be 3.0 percent maximum per AASHTO T105 (ASTM C311).

502.04 Shipping and Storage

Cement may be shipped in bags or in bulk from pre-tested and approved silos at the cement mill. The cement shall be completely protected from rain and moisture. Any cement damaged by moisture or which fails to meet any of the specified requirements shall be rejected and removed from the site. If requested by the Resident, cement stored for a period longer than 60 days shall be retested before being used in the work.

Bags of cement in shipment or storage shall not be piled more than eight (8) bags high. Bags of cement which for any reason have become partially set or which contain lumps of caked cement shall be rejected. Shipments of cement in bags shall be separately stored in a manner as to provide easy access for identification and inspection of each shipment.

Fly ash and slag shall be stored in weather tight silos approved by the Resident. All silos shall be completely empty and clean before material is deposited therein, unless the silo already contains material of the same type and properties.

Fly ash or slag remaining in bulk storage for a period greater than one (1) year after completion of tests will be resampled and retested by the supplier before shipment or use.

Handling, shipping and stockpiling of aggregates shall be done in such a way as to minimize segregation and breakage.

Fine aggregate and each size of coarse aggregate shall be stored in completely separate stockpiles on prepared bases constructed of the same material as that to be stockpiled, with a minimum thickness of 300 mm [1 ft.]. The ground under the prepared bases shall be reasonably graded to drain away from the stockpile and shall be free of brush or other harmful vegetation. The base shall be left in place, undisturbed for the duration of the use of the stockpile. Prepared bases can be salvaged for reuse provided this material is reprocessed. Barge floors, wood, metal or other approved hard surfaces shall be considered acceptable alternates for the prepared bases described above.

502.041 Testing Equipment

The Contractor shall provide testing equipment and materials as specified below for use by the Resident or their representative exclusively. The equipment shall be available and acceptable to the Resident one (1) week prior to placing any concrete. All costs associated with providing and maintaining testing equipment shall be incidental to the work and no additional payment will be made.

The Resident will maintain the test equipment in reasonable condition. However, the Contractor shall replace any equipment that becomes unusable due to normal wear and tear or which is stolen or damaged from other than the Resident's neglect or mistreatment. All such replacement costs shall be incidental to the work and no additional payment will be made.

- A. Pressure air meter meeting requirements of AASHTO T152 (Type B) and all accessory pay items required for use with the particular design of apparatus. This shall include one nine inch mason trowel, one metal scoop nine inches long x five inches wide, one tamping rod conforming to AASHTO T119, one rubber mallet as described in AASHTO T152, one strike off bar (flat straight bar of steel). The air meter shall be functional and shall bear a current calibration certificate issued by a recognized testing laboratory. Current shall mean within the calendar year.
- B. Two pocket dial thermometers 0°F to 200°F, one inch diameter dial, five inch pointed stem, unbreakable poly carbonate crystal, stainless steel case, stem and bezel. Accuracy required is one percent over entire range.
- C. "Contractors" rubber tired wheelbarrow.
- D. Two D-handle square end shovels 9-1/2 inches wide.
- E. Two pair heavy duty, long cuff, rubber gloves.
- F. Miscellaneous equipment: 16 oz. plastic squeeze bottle, five gallon bucket, scrub brush, paper towels, folding rule, and rubber syringe.
- G. Small rod – one tamping rod conforming to AASHTO T277.
- H. 10 foot straightedge as required by Resident.

502.05 Composition and Proportioning

Concrete shall be composed of a homogenous mixture Portland Cement, fly ash, or ground granulated blast furnace slag, fine aggregate, coarse aggregate, water and admixtures proportioned according to these Specifications and shall conform to the requirements of Table 1.

At least 45 days prior to placement of any concrete to be incorporated in the bridge or other concrete structure, the Contractor shall submit mix designs that meet the requirements of Table 1 along with the proposed sources of aggregates, cement, water and admixtures for each class of cement concrete specified. Sufficient material shall be obtained by the Authority's designated testing personnel at the proposed sources for verification of acceptability by test and for mix design. Materials failing to meet the specified requirements shall be rejected and new materials shall be resubmitted to the laboratory. The Authority's testing laboratory will determine the proportions of cement, aggregate, water, air entraining agents, and other admixtures of all specified and proposed concrete mixtures by means of trial design batches and tests using the consistencies, air content and

other properties suitable for the work and in accordance with the latest applicable AASHTO or ASTM Standards and designations.

TABLE 1
MASTER LIMITS TABLE

Class of Concrete	Minimum Compressive Strength at 28 Days	Minimum Cementitious Content	Water Cement Ratio	Slump	Air Content	Maximum Coarse Aggregate Size (703.02)	Notes
	PSI	LB/CY		INCHES	%	INCHES	
A	4000	611	0.38±0.02	6 ± 2	6 ± 1	1	3, 4
AA	4000	658	0.38±0.02	3.5	5 to 7	3/4	1, 3
AAA	4500	658	0.38±0.02	6 ± 2	6 ± 1	3/4	3, 4
AAA – Deck	4500	658	0.42±0.02	6 ± 2	7.5 ± 1.5	3/4	3,4,6
AAA - Modified	4500	752	0.38±0.02	6 ± 2	6 ± 1.5	3/8	3,4
B	3000	517	0.40±0.02	6 ± 2	5 ± 1	1-1/2	1, 3
S	3500	635	0.38±0.02	6 ± 2	6 ± 1	1-1/2	1, 3
P	SEE PLANS	658	0.38±0.02	6 ± 2	5 ± 1	3/4	3, 4, 5
IS	3000	470	0.58	5 ± 1	3.0% Max	1-1/2	2, 3

NOTES:

1. All concrete shall contain either a normal water reducing admixture (Type A) or a high range water reducing admixture (HRWR) meeting the requirements of Subsection 701.0401. When a HRWR is used, a maximum of an 8.0” slump is allowed.

2. All concrete shall contain a non-chloride based, mid-range water reducing admixture (MRWR) meeting the requirements of ASTM C494.
3. All concrete shall contain a Portland Cement replacement. Portland Cement pre-blended with either fly ash or ground granulated blast-furnace slag may be used when accepted by the Resident.

Due to the lower heat of hydration effect of high cement replacements, the Contractor is responsible for selecting a replacement level which is appropriate for the time of year if cold weather conditions are anticipated.

4. All concrete shall contain a high range water reducing admixture (HRWR) meeting the requirements of Subsection 701.0401. A minimum of one-half the design dosage of the HRWR should be added at the plant to insure thorough mixing. The HRWR should be added in strict accordance with the manufacturer's guidelines and limitations. The HRWR Guidelines need to be submitted to the Resident for review and approval. The concrete will not be slump tested by the Authority prior to the addition of the HRWR. The supplier shall provide the aggregate moisture adjustment and plant-added water on the delivery tickets. If additional slump is required in the field, it will be achieved with additional HRWR (in accordance with the manufacturer's recommendations and limitations).
5. A calcium nitrate corrosion inhibitor meeting the requirements of ASTM 494 Type C shall be added at a rate of not less than three gallons per cubic yard.
6. Deck concrete (Class AAA – Deck) is a new mix design and trial batching will be required per specifications. The mix design may gain strength slower than other MTA mix designs, and the contractor shall plan construction operation accordingly.

The mix design submitted by the Contractor shall include the following information:

- A. Description of individual coarse aggregate stockpiles, original source, bulk specific gravity, absorption, gradation and alkali silica reactivity test results. A combined coarse aggregate blended gradation shall be provided.
- B. Description of fine aggregate, original source, bulk specific gravity, absorption, colorimetric, gradation and Fineness Modulus (F.M.).
- C. Description and amount of cement and cement replacement material.
- D. Target water cement ratio.
- E. Target water content by volume.
- F. Target strength.
- G. Target air content, slump, and concrete temperature.

H. Target concrete unit weight.

I. Type and dosages of air entraining and chemical admixtures.

Approval by the Authority will be contingent upon the ability of the mix design proportions to meet the concrete strength requirement and other factors that affect durability. Cement replacements are included in the cementitious material.

Concrete mix designs shall contain 15 to 30 percent fly ash replacement by weight, or 25 to 50 percent slag cement replacement by weight. Deck concrete mix designs shall have a maximum of 30% slag cement replacement by weight.

Cast-in-place concrete shall contain no more than 660 lb/cy of cementitious material.

All concrete mixes must be designed in accordance with the criteria of this Section. The design proportions with the fine aggregates designated as a percent of the total aggregate must be stated in terms of aggregate in a saturated, surface dry condition and the batch weights will be adjusted by the Contractor for the actual moisture of the aggregate at the time of use.

Based on the design parameters, including minimum cement factor and maximum water cement ratio, a curve representing the relation between the water/cement ratio and the average seven day and 28 day compressive, or earlier strength at which the concrete is to receive its full working load, will be established by the Authority's laboratory for a range of values including all of the compressive strengths required. The curves shall be established by at least three points, each point representing average values from at least three test specimens. Amount of water used in the concrete, as determined from the curve, shall correspond to the required average strength called for in the Specifications in accordance with the ACI 301-89, Table for Laboratory Mix Design Data – Required Average Compressive Strength below. When required, the consistency of the basic mix selected shall be adjusted by the use of high range water reducers.

LABORATORY MIX DESIGN DATA
REQUIRED AVERAGE COMPRESSIVE STRENGTH

SPECIFIED f'_c	REQUIRED f'_{cr}
LESS THAN 3000 PSI	$f'_c + 1,000$ PSI
3000 PSI TO 5000 PSI	$f'_c + 1,200$ PSI
OVER 5000 PSI	$f'_c + 1,400$ PSI

The curves shall be established by at least three (3) points, each point representing the average values from at least three (3) test specimens for each age of seven (7) and twenty-eight (28) days. Laboratory tests are valid for ninety (90) days.

The laboratory adjusted mix design will then be forwarded to the Contractor for his use. No change in the source or character of the mix ingredients may be made without notice to the Resident, and no new mix ingredients shall be used until the Resident has approved such ingredients and new mix proportions, if they change. Additional testing, if required, shall be paid for by the Contractor.

502.0501 Quality Control

The Contractor shall control the quality of the concrete through testing, inspection and quality control practices which shall be sufficient to assure a product meeting the Contract requirements.

Concrete sampling for QC shall be taken at the discharge point with pumped concrete sampling taken at the discharge end of the pump line.

For each truckload of concrete, the Contractor shall provide a Certificate of Compliance to the Authority at the time of the load placement. The Certificate of Compliance shall be a form acceptable to the Authority and shall include the following:

- Contract Name & Number
- Bridge Name
- Manufacturing Plant (Batching Facility)
- Name of Contractor (Prime Contractor)
- Date
- Time Batched/Time Discharged
- Truck No.
- Quantity (Quantity Batched this Load)
- Type of Concrete by Class and Producer Design Mix No.
- Cement Brand or Type, and Shipment Certification No.
- Temperature of Concrete at Discharge
- Target Weights per Cubic Yard and Actual Batched Weights for:
 1. Cement
 2. Pozzolanic additives, including fly ash, slag cement, and microsilica
 3. Coarse concrete aggregate
 4. Fine concrete aggregate
 5. Water (including free moisture in aggregates and water added at the Project)
 6. Admixtures brand and quantity (fl. oz./cubic yard)
 - Air-entraining admixture
 - Water reducing admixture
 - Other admixtures
- Placement Location

502.0502 Quality Assurance

The Authority will determine the acceptability of the concrete through a quality assurance program and field measurement of surface tolerance, alignment and trueness, plumb and batter, and finish.

The Authority will take verification tests at times deemed appropriate by the Resident. Verification tests will include compressive strength, air content and permeability.

Concrete sampling for verification tests will be taken at the discharge point, with pumped concrete sampling taken at the discharge end of the pump line.

Compressive strength test will be completed by the Authority in accordance with AASHTO T22 at 28 days except that no slump will be taken. The average of two cylinders will be used to determine compressive strength.

Testing for entrained air in concrete, at the rate of one test per load, shall be in accordance with AASHTO T152.

Determination of the concrete cover over reinforcing steel for structural concrete shall be made prior to concrete being placed in the forms. Bar supports, chairs, slab bolsters, and side form spacers shall meet the requirements of CRSI Chapter 3, Section 2.5 Class 1, Section 2.6 Class 1A or Section 4. All supports shall meet the requirements for type and spacing as stated in the Concrete Reinforcing Steel Institute (CRSI) Manual of Standard Practice, Chapter 3. Concrete will not be placed until the placing of the reinforcing steel and supports have been approved by the Resident. If the Contractor fails to secure Authority approval prior to placement, the Contractor's failure shall be cause for removal and replacement at the Contractor's expense. The Contractor shall notify the Resident, at least 48-hours prior to the placement, when the reinforcing steel will be ready for checking. Sufficient time must be allowed for the checking process and any needed repairs.

Rejection by Resident - For material not meeting Project Specifications, the Authority at its sole discretion will:

- A. Require the Contractor to remove and replace the entire affected placement with concrete meeting the Contract requirements at no additional expense to the Authority; or,
- B. Accept the material at a reduced payment as determined by the Authority.

Surface Tolerance, Alignment and Trueness, Plumb and Batter, and Finish - The Resident will measure each of these properties as follows:

A. Surface Tolerance - Exposed horizontal and sloping portions of the substructure, superstructure slabs, wearing surface, sidewalks, parapets, barriers, and wingwalls will be measured at randomly generated locations with a 10 foot straightedge once per 100 ft². Measurements beyond tolerances given in Table 5, Subsection 502.14(E) will be cause for removal or pay adjustment and potential corrective action as determined by the Resident. The Contractor shall furnish the 10 foot straightedge. At the Resident's discretion, measurements may be taken with a lightweight profiler. When the Resident uses the lightweight profiler to measure tolerance, and the International Ride Index (IRI) is between 250 and 300 in./mile for any one placement, a pay adjustment will be made. When tolerances exceed 300 in./mile, there will be cause for removal or a pay adjustment and potential corrective action.

B. Alignment and Trueness - Alignment and trueness may be measured by the Resident longitudinally along any vertical surface of any portion of the structure and shall not exceed a deviation of 1/4 inch in three feet for structures up to 30 feet in length. Structures in excess of 30 feet in length will be subject to a maximum tolerance of two inches. Measurements exceeding these tolerances will be cause for removal or pay adjustment and potential corrective action as determined by the Resident.

C. Plumb and Batter - The Resident will measure all columns and other vertical surfaces that will remain exposed to determine actual plumbness and batter. Measurements will be taken subsequent to every placement. Vertical faces of columns will be measured at a minimum of two faces at right angles to each other. Other vertical surfaces will be measured once every 15 feet along the face of longitudinal wall. All measurements will be made on a per placement basis and will be subject to a tolerance of 1/4 inch in 10 feet. Measurements between 1/4 inch and 1/2 inch in 10 feet will result in pay adjustments. Measurements beyond 1/2 inch in 10 feet will be cause for removal or pay adjustment and potential corrective action as determined by the Resident.

D. Finish - The Resident will measure and determine the areas to be repaired in accordance with Subsections 502.10(d), 502.13, and 502.14(e) for each placement. Areas to be repaired will be measured as a percentage of the total surface area of the placement. Those areas to be repaired that are between zero and five percent of the total surface area of the placement will result in no pay adjustments. Areas to be repaired that are between five percent and 10 percent will result in pay adjustments. Areas greater than 10 percent of the total surface area of the placement will be cause for removal or pay adjustment and corrective action as determined by the Resident.

Appropriate pay adjustments, as described in Subsection 502.194, will be made for any or all of the properties described above that do not meet Specification requirements.

502.0505 Resolution of Disputed Acceptance Test Results

The Contractor shall work cooperatively with the Resident in maintaining Control Charts in order to identify potential issues with any test results and take appropriate actions to address these issues before they become disputed issues. Circumstances may arise where the Authority's test results indicate that a material is unacceptable and removal is warranted. If the material is marginally acceptable, it may remain in place and be paid for at a reduced rate determined by the Authority. This Subsection provides recourse for the Contractor to contest the Authority's QA test results as follows, at no additional cost to the Authority:

A. Compressive Strength - The Contractor shall take appropriate corrective measures when the Resident advises the Contractor that the average of three consecutive compressive strength test results fall to less than 150 psi above the specified strength, or any single test falls more than 200 psi below the specified strength. The Contractor shall make corrective changes in materials, mix proportions, or in the concrete manufacturing procedure before additional concrete of the same class is placed.

There may be situations where there is the possibility that an underlying structural element could be built-upon before test results for the underlying element have been reported, based upon the normal frequency of testing. In these instances, it is in the Contractor's best interest to perform additional testing that will provide indications that the concrete will meet the requirements of the applicable Specifications, prior to continuing to build upon this underlying element. In the extreme case where an underlying structural element has been built-upon before test results for the underlying element have been reported, the above mentioned safeguards of tracking and additional testing have failed and the final test results for the concrete of the underlying element indicate that removal is warranted and the Contractor's QC results do not confirm the Authority's test results, the following procedure concerning compressive strength may be undertaken by the Contractor and witnessed by the Authority, within 36 days of the placement date:

1. Drilled core specimens shall be retrieved from the concrete in question in accordance with the requirements of ASTM C42/C42M, Standard Test Method for Obtaining and Testing Drilled Cores and Sawed Beams of Concrete. The core strength acceptance and evaluation criteria included in ACI 318 shall not apply.
2. Three drilled core specimens shall be taken from each subplot in question, from randomly selected locations to be representative to the entire volume of the subplot. The Resident and the Contractor's representative shall agree on the sample locations prior to drilling. The specimens shall have a minimum diameter of four inches and a minimum length of eight inches.
3. The concrete cores shall be taken directly from the Project to the Authority's designated independent testing laboratory where they will be tested. The cores shall be protected from drying and damage during transport. The Contractor shall make arrangements with the Authority's designated independent testing laboratory for testing prior to beginning the coring process.
4. Core test results will be evaluated by the Authority with the understanding that the strength of drilled cores is, in general, 85 percent of that of corresponding standard-cured molded cylinders. Therefore, the test results of the three cored cylinders shall be averaged, and then divided by a factor of 0.85. The resulting compressive strength shall be used by the Authority in the final determination of the acceptability of the material in question and shall replace the contested test result in computing pay adjustments for the subplot in question. If coring is not done with the 36 day time limit, the Authority will not allow dispute testing of the subplot.
5. If the Authority concludes that the strength of the structural element in question is adequate as a result of the above procedure, then the concrete shall remain in place and will be paid for at a reduced rate, as determined by the Authority. If the Authority concludes that the strength of the structural element in question is unsatisfactory as a result of the above procedure, then the Authority will direct the Contractor to take appropriate actions, as determined by the Authority, and at no additional cost to the Authority.

B. Entrained Air – In order to dispute the Authority’s test results, the Contractor must test material from the same sample as the Authority. If the difference between the Authority’s and the Contractor’s air tests is equal to or greater than 0.8 percent, then the material shall be retested by both parties. If the difference between the retests is equal to or greater than 0.8 percent, the concrete placement will be suspended immediately, and 1) both air meters shall be calibrated immediately, or 2) the Contractor shall immediately replace both air meters. Once it is demonstrated the QC and Acceptance air meters are in agreement with 0.8 percent, the concrete placement may resume.

502.06 Batching

Measuring and batching shall be performed at an approved batching plant, unless otherwise approved by the Resident. The batching plant shall meet the requirements of AASHTO M-157.

502.0701 Delivery

A. Delivery and discharge of the concrete from the mixer shall be completed within a maximum of 1-1/2-hours from the time the cement is added to the aggregate, except that in hot weather when the concrete mix temperature exceeds 70°F or under other conditions contributing to quick stiffening of the concrete, delivery and discharge from the mixer shall be completed within one hour. When approved by the Resident, the use of a retarding admixture (Type D) may be used for increasing the one hour discharge time to 1-1/2-hours, provided concrete temperatures are kept below 80°F and conditions contributing to quick stiffening of the concrete are not present.

B. Concrete, which has been condemned for any reason, shall be removed immediately from the jobsite and disposed of properly.

C. Concrete temperature before placement shall not exceed 85°F.

D. All concrete trucks must have working revolution counters, and be set to zero at the start of mixing. Any truck without a counter will be rejected from the job unless the Contractor can assure the Resident that adequate mixing has been achieved.

502.08 Cold Weather Concrete

All frost, ice, and snow shall be removed from all material that will be in contact with fresh concrete.

Unless authorized by the Resident, the mixing and placing of concrete shall be discontinued when the atmospheric temperature is below 40°F in the shade and dropping and shall not be resumed until the atmospheric temperature is as high as 35°F in the shade and rising. If authorization is granted for the mixing and placing of concrete under atmospheric conditions different from those specified above, the water shall be heated to a temperature not exceeding 180°F. When either the aggregate or water is heated to above 120°F, they are to be combined first in the mixer before the cement is added. If the atmospheric temperature is below 25°F, the aggregate shall also be heated when approved by the Resident. Materials containing frost or lumps of frozen material shall not be used. Stockpiled aggregates may be heated by the use of dry heat or steam. Aggregates shall not be

heated directly by gas or oil flame or on sheet metal over a fire. When aggregates are heated in bins, steam coil or water coil heating or other methods that will not be detrimental to the aggregates may be used. The heating apparatus shall be capable of heating the mass uniformly and preventing the occurrence of spots of overheated material. The temperature of the mixed concrete shall be between the minimum values shown in Table 4 and 70°F when it is placed in the forms. Salt or other chemicals shall not be added to the concrete for any reason whatsoever, except by written permission of the Resident.

TABLE 4
COLD WEATHER TEMPERATURE TABLE

MINIMUM FORM DIMENSION SIZE

Less than 300 mm (12 in.)	300 – 900 mm (12 - 36 in.)	900 – 1800 mm (36 - 72 in.)	Greater than 1800 mm (72 in.)
13°C (55°F)	10°C (50°F)	7°C (45°F)	5°C (40°F)
MINIMUM CONCRETE TEMPERATURE AS PLACED			

When permitted by the Resident, footings may be protected by completely submerging them by admitting water inside the cofferdam. Until submersion takes place, the temperature of the concrete and its surface shall be controlled as specified above. Submersion shall proceed slowly and the temperature of the air or water shall be maintained sufficient to prevent ice from forming within the cofferdam for a period of seven (7) days after the placing of the concrete.

When depositing concrete under water, there shall be no ice inside the cofferdam.

Permission given to place concrete under the conditions mentioned above shall not relieve the Contractor of responsibility for obtaining satisfactory results. The Contractor shall be wholly responsible for the protection of concrete during cold weather operations and any concrete injured by frost action or overheating shall be removed and replaced at the Contractor’s expense.

502.10 Forms and False Work

A. Construction of Forms - All forms shall be well built, substantial and unyielding, securely braced, strutted and tied to prevent motion and distortion while concrete is being placed in them. The forms shall be strong enough to safely support the weight of the concrete and all superimposed loads (such as runways, concrete buggy loads, workers, scaffolding, etc.) placed upon them.

Forms shall be built to conform to the dimensions, location, contours and details shown on the Plans. The faces of forms against which the concrete is to be placed shall be dressed smooth and uniform and shall be free from winds, twists, buckles and other irregularities.

Stay-in-place forms of any type will not be permitted for any part of the slab structures, unless otherwise indicated on the Plans.

The placing of concrete in excavated pits and trenches without forms will be permitted only in exceptional cases and then at the discretion of the Resident.

All corners within the forms shall be fitted with chamfer strips mitered at their intersections, except that chamfer strips will not be required as follows: (1) on corners of slab blocking of interior steel beams and the inside of exterior steel beams; (2) on corners constructed transversely at the underside of the slab of superstructures which consist of a concrete slab on steel beams; (3) on footings not exposed to view; and (4) on all structures when more than two feet below the final finished ground line.

Chamfer strips shall have a width across the diagonal face between 1/2 inch and 3/4 inch. The size to be adopted for a given portion of the work shall depend upon the general dimensions. Except where special size chamfer strips are shown on the Plans, the size of chamfer strips shall be uniform on individual projects. Provisions shall be made for the chamfering of the top edges of abutment bridge seats and wing walls, tops of piers and retaining walls, tops of through girders, roadway curbs, etc., by nailing chamfer strips inside the forms. Unless otherwise provided, all chamfer strips shall produce plain flat surfaces on the concrete.

The forms for beams, girders and spandrel arches shall be so constructed as to permit the sides to be removed without disturbing the supports.

All foreign matter within the forms shall be removed before depositing concrete in them.

In all cases where metal anchorages or ties within or through the face forms are required to hold the forms in their correct position, such anchorages or ties shall be of ample strength and shall be constructed so that the metal work can be removed to a depth of not less than one inch from the face and back surfaces of the concrete without damaging such surfaces.

Elevations will be taken on the top flanges of structural steel beams and girders for the purpose of determining the depth of blocking necessary for the construction of the forms for the concrete slab, after the following conditions have been satisfied:

1. The satisfactory erection of the superstructure structural steel beams or girders, including any required flooring beams and stringers, unless an alternative plan is submitted by the Contractor and approved by the Authority.
2. All bolt tightening operations must be complete.
3. No foreign loads supported by the beams or girders are present.

The Contractor shall submit working drawings for approval of the proposed forms supporting the superstructure slabs, and of the proposed forms and false work supporting the overhanging portion of the superstructure slab in accordance with Subsection 105.7. The working drawings shall show the size, spacing and location of the supporting members, and the proposed loads and weight of

the concrete forms to be carried by the members. The proposed superstructure slab form and false work systems' computations, plans, and working drawings shall be designed and sealed by the Contractor's Professional Engineer, who must be registered in the State of Maine. This Professional Engineer may be directly employed or otherwise retained by the Contractor.

In the construction of forms and false work for the portion of superstructure slabs overhanging the exterior members of beam and girder spans, forms and supporting devices resulting in point loadings on the exterior members shall not be used. Loads resulting from supporting devices shall be distributed directly to the flanges by means of brackets or braces.

All forms shall be inspected and approved by the Professional Engineer responsible for the design of the form and false work systems before the placing of any concrete within them. The Professional Engineer shall, after inspection, provide a sealed certification to the Resident that the systems were erected in conformance with the Professional Engineer's plans and design details.

B. Surface Treatment of Forms - The inside surfaces of forms shall be uniformly coated with form oil or other approved surface treatment.

Form surfaces shall be treated before placing the reinforcing steel.

C. Construction of False Work - All false work used for supporting reinforced concrete superstructures shall be composed of members having ample structural sections to resist all loads imposed upon them, with deformations less than span length / 360.

When the vertical members of false work consist of piles or when framed or other false work is supported upon piles, the piles shall be driven to secure a safe load resistance.

When false work is supported upon mud sills, the foundation pressures resulting from the imposed loads upon the mud sills (false work, forms, fresh concrete, scaffolding, etc.) shall not exceed the capacity of the on-site soils.

All false work systems shall be designed to support all vertical loading and any differential settlement forces, all horizontal and longitudinal forces, and shall account for any temporary unbalanced loading due to the placement sequence of the concrete. Sufficient redundancy shall be designed into centering or false work systems so that the failure of any member shall not cause a collapse. Design computations, layout drawings, and details of materials for the centering or false work systems shall be submitted to the Authority for its records. The erection of centering or false work systems shall be accomplished in strict conformance with the design and details. No concrete shall be placed without prior approval of the Resident.

False work systems adjacent to and/or over traveled ways shall additionally be designed to resist any vibration forces due to traffic and shall incorporate sufficient protection against impact by errant vehicles.

All false work system computations, plans and working drawings shall be designed and sealed by the Contractor's Professional Engineer, who must be registered in the State of Maine. This

Professional Engineer may be directly employed or otherwise retained, by the Contractor. Prior to concrete placement, the Professional Engineer responsible for the design of the false work system shall, after false work inspection, provide a sealed certification to the Resident that the system was erected in conformance with the Professional Engineer's plans and design details.

False work shall be so constructed that the forms will have a camber, the amount depending upon the deflection anticipated in the design.

Forms supported upon false work shall be provided with a satisfactory means for their adjustment in the event of settlement or deformation of the false work due to overloading or other causes.

Provisions shall be made for the gradual lowering of false work and rendering the supported structure self-supporting.

D. Removal of Forms and False Work

1. Location, weather conditions, cementitious materials used and the character of the structure involved shall be considered in determining the time for the removal of forms and false work. Forms and false work shall not be removed until concrete cylinders cured with the structure establish that the concrete has developed 80 percent of design strength. The Contractor shall cast and break two cylinders per subplot and furnish the Resident with these test reports before removal of the forms and false work.

When approved by the Resident, the vertical forms of footings, walls, columns and sides of beams and slabs may be removed 48-hours after completion of placement of concrete, exclusive of the time the ambient air temperature is below 45°F and provided the following conditions are met:

Immediately after the forms are removed, defects in the concrete surface shall be repaired in accordance with Subsection 502.13 and the repaired area thoroughly dampened with water. The surfaces of exposed concrete shall be cured for the remainder of the seven day curing period by the application of a product listed on the Maine Department of Transportation Prequalified list of curing compounds. The curing compound shall be applied continuously by an approved pressure spraying or distributing equipment at a rate necessary to obtain an even, continuous membrane, meeting the manufacturer's recommendation but at a rate of not less than 1 gal/200 ft² of surface. Other methods of curing concrete may be used with the prior approval of the Resident.

2. Forms and false work, including blocks and bracing, shall not be removed without the consent of the Resident. The Resident's consent shall not relieve the Contractor of responsibility for the safety of the work. In no case shall any portion of the wood forms be left in the concrete. As the forms are removed, all projecting metal devices that have

been used for holding the forms in place shall be removed in accordance with Subsection 502.10. The holes shall be filled as required in Subsection 502.13.

502.11 Placing Concrete

A. General – Concrete shall not be placed until forms and reinforcing steel have been checked and approved by the Resident. The forms shall be clean of all debris. The method and sequence of placing the concrete shall be approved before any concrete is placed.

All concrete shall be placed before it has taken its initial set and, in any case, as specified in Subsection 502.0701. Concrete shall be placed in horizontal layers in such a manner as to avoid separation and segregation. A sufficient number of workers for the proper handling, tamping and operation of vibrators shall be provided to compact each layer before the succeeding layer is placed and to prevent the formation of cold joints between layers. Care shall be taken to prevent mortar from spattering on structural steel, reinforcing steel and forms. Any concrete or mortar that becomes dried on the structural steel, reinforcing steel or forms shall be thoroughly cleaned off before the final covering with concrete. Following the placing of the concrete, all exposed surfaces shall be thoroughly cleaned as required, with care not to injure any surfaces.

Concrete shall not come in direct contact with seawater during placing and for a period of 72-hours thereafter, except as follows:

1. Concrete seals that are located entirely below low tide.
2. Concrete footings constructed in the dry and located entirely below low tide or final ground elevation.
3. Concrete Fill placed under water.

Concrete in any section of a structure shall be placed in approximately horizontal layers of such thickness that the entire surface shall be covered by a succeeding layer before the underlying layer has taken its initial set. Layers shall not exceed 18 inches in thickness and be compacted to become an integral part of the layer below. Should the placement be unavoidably delayed long enough to allow the underlying layer to take initial set or produce a so-called “cold joint”, the following steps shall be taken:

- An incomplete horizontal layer shall be bulk headed-off to produce a vertical joint.
- Horizontal joints shall be treated as required in this Subsection 502.11(F).
- Portland Cement concrete with a high range, water reducing admixture shall not be placed when the concrete mix temperature is below 40°F or above 85°F.

The concrete in superstructures shall be placed monolithically except when construction joints are shown on the Plans or are authorized in accordance with approved details submitted by the Contractor. If the concrete in the stems of T-beams is to be placed independent of the slab section,

the construction joint shall be located at the under side of the slab and the bond between stem and slab shall be a mechanical one. The bond shall be produced by embedding two x four, four inch wooden blocks having a length approximately four inches less than the width of the stem and placed horizontally at right angles to the centerline of the beam in the top surface of the concrete immediately following the completion of the concrete placement. To provide for the uniform spacing of the blocks and their ready removal when the concrete has taken a set sufficient to hold its form, the blocks shall be firmly nailed upon a board at a distance of one foot center to center. The blocks shall be thoroughly oiled to facilitate their ready removal from the concrete.

In arch spans, the order of construction or sequence of the work, as shown on the Plans shall be followed in the placing of concrete.

In no case shall the work on any section or layer be stopped or temporarily discontinued within 18 inches below the top of any face, unless the Plans provide for a coping having a thickness less than 18 inches in which case, at the option of the Resident, the construction joint may be made at the underside of the coping. Concrete in columns shall be placed in one continuous operation, unless otherwise directed.

Fresh concrete, threatened with rain damage shall be protected by approved means. Sufficient material for covering the work expected to be done in one day shall be on hand at all times for emergency use. The covering shall be supported above the surface of the concrete.

Concrete Fill shall be placed at least to the pay limits shown on the Plans. Forms may be omitted at the Contractor's option. Vibration of concrete will not be required. The Contractor has the option of placing concrete fill under water or in the dry.

B. Chutes, Troughs, Pipes and Buckets - Sectional drop chutes or short chutes, troughs, pipes and buckets when used as aids in placing concrete, shall be arranged and used in such a manner that the ingredients of the concrete do not become separated or segregated. Wood and aluminum chutes, troughs, pipes or buckets shall not be used.

Dropping the concrete, a distance of more than six feet, unless confined by closed chutes or pipe will not be permitted. The concrete shall be deposited at or as near as possible to its final position.

C. Vibrating - Mechanical, high frequency internal vibrators shall be used, operating within the concrete, for compacting the concrete in all structures and precast and cast-in-place piles, with the exception of concrete placed under water. The vibrators shall be an approved type with a frequency of 5,000 to 10,000 cycles per minute and shall be visibly capable of properly consolidating the designed mixture. A spare vibrator shall be available on the Project at all times during the placing of concrete.

Sufficient vibrators shall be used to consolidate the incoming concrete within five (5) minutes after placing. Vibrators shall neither be held against forms or reinforcing steel, nor shall they be used for flowing the concrete or spreading it into place. Over-vibrating shall not be allowed.

D. Dewatering Forms - All forms shall be dewatered before concrete is placed in them. Pumping will not be permitted from the inside of forms while concrete is being placed. Moving water shall not be permitted to be exposed to fresh concrete.

E. Depositing Concrete Under Water - No concrete shall be deposited under water except for cofferdam seals. Pumping will not be allowed within the cofferdam while concrete is being placed.

Seal concrete shall be placed carefully in a compact mass in its final position by means of a tremie or by other approved means and shall not be disturbed after being deposited. Bottom dump buckets will not be permitted. Special care must be exercised to maintain still water at the point of deposit. Seal concrete shall not be placed in running water. The method of depositing concrete shall be so regulated as to produce approximate horizontal surfaces. Each seal shall be placed in one continuous operation.

When a tremie is used, it shall consist of a tube not less than 10 inches in diameter. The means of supporting the tremie shall be such as to permit free movement of the discharge end over the entire seal and to permit its being lowered rapidly, when necessary to choke-off or retard flow. The tremie shall be filled by a method that will prevent washing of the concrete. The discharge end shall be completely submerged in concrete at all times and the tremie tube shall be kept full to the bottom of the hopper. The flow shall be regulated by raising or lowering the tremie.

When the horizontal area of the tremie seal is large, several tremie hoppers shall be provided and positioned strategically to allow easy deposit of concrete near the point where it is needed to avoid moving concrete horizontally through the water. The number of tremie hoppers and the work plan shall be approved by the Resident.

All laitance or other unsatisfactory material shall be removed from the surface of the seal before placing additional concrete. The surface shall be cleaned by scraping, chipping or other means that will not injure the concrete.

The placing and dewatering of seal concrete within cofferdams shall be in accordance with Section 511, Cofferdams.

F. Construction Joints - Construction joints shall be located where shown on the Plans or permitted by the Resident. When the concrete is in seawater, except concrete cores for stone masonry, no horizontal construction joint will be permitted between extreme low tide and extreme high tide elevations.

At horizontal construction joints, temporary gage strips having a minimum thickness of 1-1/2 inches shall be placed horizontally inside the forms along all exposed faces to give the joints straight lines. The joint shall be so constructed that the surface of the concrete will not be less than 1/4 inch above the bottom of the gage strip. Before placing fresh concrete, the temporary gage strip shall be removed, the surfaces of construction joints shall be thoroughly cleaned, drenched with water until

saturated and kept saturated until the new concrete is placed. Immediately prior to placing new concrete, the forms shall be drawn tight against the concrete already in place. Concrete in substructures shall be placed in such a manner that all horizontal joints will be horizontal and if possible, in locations such that they will not be exposed to view in the finished structure.

Where vertical construction joints are necessary, reinforcing bars shall extend across the joint in such a manner as to make the structure monolithic. Construction joints through paneled wing walls or other large surfaces which are to be treated architecturally will not be allowed except as shown on the Plans. All vertical construction joints in abutments and retaining walls shall contain water stops as shown on the Plans. The water stops shall be one continuous piece at each location.

All horizontal construction joints in abutments and retaining walls shall be constructed using a joint cover, as shown on the Plans.

Construction joints in the wearing surface shall be located where called for on the Plans. No other construction joints will be allowed.

All joints shall be formed in the manner detailed on the Plans. The forms shall not be treated with oil or any other bond breaking material that will adhere to the concrete.

Sealing slots shall be provided at all joints in the wearing surface that are located directly over a slab construction joint.

Construction joints in the wearing surface not receiving a sealing slot shall be brushed with a neat cement paste immediately prior to making the adjacent concrete placement.

After the concrete has been cured, sealing slots, when required, shall be sandblasted with approved equipment to remove all laitance and foreign material on the surfaces of the slots. The bottom of the sealing slots shall receive an approved bond breaker. The joint shall then be filled within 1/8 inch of the surface with a poured sealant conforming to the following requirements and in accordance with the manufacturer's recommendations. The joint sealant supplied shall be an approved two component, elastomeric sealant capable of 50 percent joint movement. Both components shall be in liquid form and the combining ratio of components by volume shall be as recommended by the manufacturer.

G. Concrete Wearing Surface and Structural Concrete Slabs on Precast Superstructures
When called for on the Plans, a separate concrete wearing surface or structural concrete slabs on precast superstructures shall be bonded to the supporting slab. No surface preparation of a new structural concrete slab shall begin before completion of the specified curing period.

When the supporting slab is composed of cast-in-place concrete, the Contractor shall scabble the entire surface of the structural concrete slab and then sandblast the entire structural concrete slab surface. When the supporting slab is comprised of precast units, the Contractor shall sandblast the entire deck surface.

The entire area of the deck surface and the faces of curb and barrier walls or other median devices, up to a height of one inch above the top elevation of the wearing surface or slab, shall be cleaned to a bright, clean appearance which is free from curing compound, laitance, dust, dirt, oil, grease, bituminous material, paint and all other foreign matter. Air lines shall be equipped with effective oil traps. The cleaning of an area of the deck shall be performed within the 24-hour period preceding placement of the wearing surface. The cleaning shall be performed by dry sand blasting or other methods approved by the Resident. All debris from the cleaning operation shall be thoroughly removed by compressed dry air from the cleaned surfaces and adjacent areas. The cleaned areas shall be protected against contamination before placement of the wearing surface. Contaminated areas shall be recleaned by dry sand blasting. Prepared, areas that have not received the wearing surface within 36-hours shall be recleaned.

All horizontal surfaces in contact with the wearing surface shall receive a coating of bonding grout or bonding agent listed on Maine Department of Transportation Prequalified List of Bonding Agents. The vertical faces in contact with the wearing surface shall be broomed-up to the elevation of the top of the wearing surface with bonding grout or an approved bonding agent.

Stiff bristled street brooms shall be used to brush the grout onto the surface. The coating shall not exceed 1/8 inch in thickness. The rate of progress in applying grout shall be limited so that the grout does not become dry before it is covered with new concrete. During delays in the surfacing operations, should the surface of the grout indicate an extensive amount of drying, the grout shall be removed by methods approved by the Resident and the area should be regouted.

The bonding grout shall have Portland Cement and fine aggregate proportioned 2 to 1 by volume. The fine aggregate from which the material larger than 1/8 inch has been removed shall be the same source as used in the concrete. The cement and fine aggregate shall be measured separately in appropriately sized containers. The fine aggregate shall be deposited in an approved mechanical mortar mixer before adding cement. Water shall be added in sufficient quantity to allow flow of the grout without segregation of the grout ingredients.

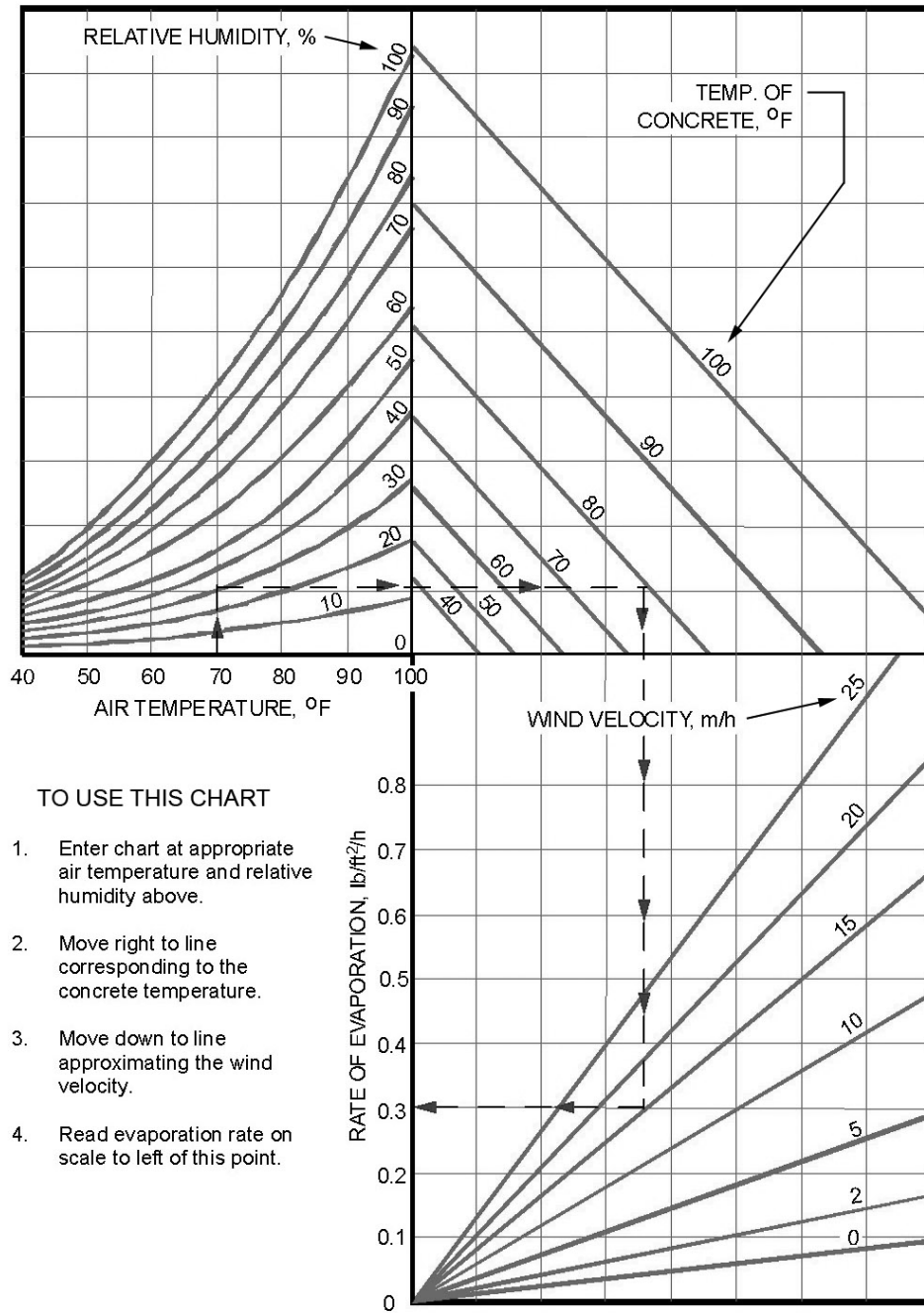
No water shall be added after initial mixing. The grout shall not be allowed to separate before placement. The cement to water contact time of the grout shall not exceed 30 minutes before it is placed. Any grout that has dried or become unworkable before application, as determined by the Resident, shall not be incorporated into the work. The use of retarding admixtures for increasing the discharge time limits will be allowed.

The Resident may approve the batching of bonding grout at an approved commercial concrete batch plant. In this case, mixing and delivery shall be in transit truck mixers. The bonding agent shall be one of the products listed on the Maine Department of Transportation's List of Prequalified Bonding Agents and shall be applied in accordance with the manufacturer's recommendations.

No structural concrete slab structure, including but not necessarily limited to, concrete deck slabs, wearing surfaces, simple slab spans and slabs on precast superstructures, shall be commenced if the combination of ambient air temperature, relative humidity, wind speed, and plastic concrete

temperature result in a surface moisture evaporation rate theoretically equal to or greater than 0.1 lb/ft²/hr. of exposed surface (refer to the Rate of Evaporation from Concrete Surface Chart). If the surface moisture evaporation rate rises to 0.15 lb/ft²/hr. of exposed surface, the Contractor shall immediately implement remedial actions to reduce the surface moisture evaporation rate. The temperature of the concrete shall not exceed 75°F at the time the concrete is placed in its final position. The maximum temperature of the surface on which concrete will be placed shall be 90°F. The Contractor shall provide all equipment and perform all measurements and calculations in the presence of the Resident to determine the rate of evaporation.

RATE OF EVAPORATION FROM CONCRETE SURFACE NOMOGRAPH



502.12 Expansion and Contraction Joints

Expansion and contraction joints shall be located and constructed as shown on the Plans. Water stops shall be one continuous piece at each location. Joint cover, as shown on the Plans, shall be applied to all joints where water stops cannot physically be installed, as determined by the Resident.

502.13 Repairing Defects and Filling Form Tie Holes in Concrete Surfaces

After the forms are removed, all surface defects and holes left by the form ties shall be repaired.

All fins and irregular projections shall be removed from the following: Surfaces which are visible in the completed work; surfaces to be waterproofed; and the portion of vertical surfaces of substructure units which is below the final ground surface to a depth of 12 inches, not including underwater surfaces.

In patching surface defects, all coarse or fractured material shall be chipped away until a dense uniform surface, exposing solid coarse aggregate is obtained. Feathered edges shall be sawcut away to form faces having a minimum depth of one inch perpendicular to the surface. All surfaces of the cavity shall be saturated thoroughly with water, after which a thin layer of neat cement paste shall be applied. The cavity shall then be filled with thick, reasonably stiff mortar, not more than 30 minutes old, composed of material of the same type and quality and of the same proportions as that used in the concrete being repaired. The surface of this mortar shall be floated before initial set takes place and shall be neat in appearance. The patch shall be water cured for a period of five days.

If the removal of defective concrete materially impairs the soundness or strength of the structure, as determined by the Resident, the affected unit shall be removed and replaced by the Contractor at their expense.

The holes left by form ties, on the portions of substructure concrete that are to be permanently covered in the finished work, may be filled with an acceptable grade of plastic roofing cement. Holes in the bottom of slabs caused by supporting hangers need not be filled with the exception of voids that expose the top side of a girder top flange. Where holes in the deck or haunch are required to be filled, this work shall be completed using an approved high performance elastomeric sealant.

502.14 Finishing Concrete Surfaces

Neat cement paste, dry cement powder or the use of mortar for topping or plastering of concrete surfaces will not be permitted.

A. Float Finish - A float finish for horizontal surfaces shall be achieved by placing an excess of concrete in the form and removing or striking-off the excess with a template or screed, forcing the coarse aggregate below the surface. Creation of concave surfaces shall be avoided. After

the concrete has been struck-off, the surface shall be thoroughly floated to the finished grade with a suitable floating tool. Aluminum and steel floats are not allowed.

Float finish, unless otherwise required, shall be given to all horizontal surfaces except those intended to carry vehicular traffic and those of curbs and sidewalks.

B. Structural Concrete Slab Structures – Include, but not limited to, structural concrete deck slabs, wearing surfaces, slabs on precast superstructures, top and bottom slabs of box culverts, approach slabs, rigid frame structures and simple slab spans, as applicable. Screed rails shall be set entirely above the finished surface of the concrete and shall be supported in a manner approved by the Resident. Where shear connector studs are available, welding to the studs will be permitted. No welding will be permitted directly on the stringer flanges to attach either screed rail supports or form supports of any type.

Screed rail supports set in the concrete shall be so designed that they may be removed to at least 50 mm [2 in.] below the surface of the concrete. Voids created by removal of the upper part of the screed rail supports shall be filled with mortar having the same proportions of sand and cement as that of the slab or wearing surface. The mortar shall contain an approved additive in sufficient proportions to produce non-shrink or slightly expansive characteristics.

The rate of placing concrete shall be limited to that which can be finished without undue delay and shall not be placed more than 10 feet ahead of strike-off.

The Contractor shall furnish a minimum of two work bridges behind the finishing operation, capable of spanning the entire width of the deck and supporting at least a 500 lb. load without deflection to the concrete surface, to be supported on the screed rails. These working bridges shall be used by the Contractor for touch-up and curing cover application and shall be available for inspection purposes. When the overall length of the structure is 60 feet or less only one working bridge will be required.

An approved bridge deck finishing machine complying with the following requirements shall be used, except as otherwise specified, for finishing structural concrete slab structures. The finishing machine shall have the necessary adjustments, built in by the manufacturer, to produce the required cross section, line and grade. The supporting frame shall span the section being cast in a transverse direction without intermediate support. The finishing machine shall be self-propelled and capable of forward and reverse movement under positive control. Provisions shall be made for raising all screeds to clear the screeded surface for traveling in reverse. The screed device shall be provided with positive control of the vertical position.

The finishing machine shall be self-propelled with one or more oscillating screeds or one or more rotating cylinder screeds. An oscillating screed shall oscillate in a direction parallel to the centerline of the structure and travel in a transverse direction. A rotating cylinder screed shall rotate in a transverse direction while also traveling in the same direction. Either type of screed shall be operated transversely in overlapping strips in the longitudinal direction not to exceed six inches. One or more powered augers shall be operated in advance of the screed(s) and a drag (pan type) float

shall follow the screed(s). For concrete placements less than six inches in depth, vibratory pan(s) having a minimum of 3000 vibrations/min shall be operated between the oscillating screed(s) or rotating cylinder screed(s) and the power auger(s). For concrete placed in excess of 3-1/2 inches but less than six inches thickness, hand- operated spud vibrators shall be used in addition to the machine vibratory pan(s).

The transversely operated rotating cylinder(s) of the bridge deck finishing machine shall be rotated such that the direction of the rotation of the cylinder(s) at the surface of the concrete is in accordance with the manufacturer's recommendations.

Concrete immediately in front of the power auger(s) of a bridge deck finishing machine shall be placed or cut to a depth no higher than the center of the rotating auger(s). The advance auger(s) shall strike-off the concrete to approximately 1/4 inch above the final grade. The concrete shall then be consolidated with the vibrating pan(s) and then finished to final grade.

A small handheld pan vibrator shall be required at edges and adjacent to joint bulkheads. In lieu of the handheld pan vibrator equipment, the Resident may approve small spud vibrator(s).

Lightweight, vibrating screeds may be used on slab structures which are more than 12 inches below the roadway finish grade or have a length of 30 feet or less, or where concrete placements are specified to be less than 16 feet in width and shall have the following features:

1. It shall be portable and easily moved, relocated, or adjusted by no more than four persons.
2. The power unit shall be operable without disturbing the screeded concrete.
3. It shall be self-propelled with controls that will allow a uniform rate of travel and by which the rate of travel can be increased, decreased or stopped.
4. It shall have controlled, uniform, variable frequency vibration, end to end.
5. It shall be fully adjustable for flats, crowns, or valleys.
6. The screed length shall be adjustable to accommodate the available work area.

When a lightweight vibrating screed is utilized, the concrete shall be placed or cut to no more than 1/2 inch above the finished grade in front of the front screed. The screed shall be operated such that at least three feet of concrete is in position in front of the screed.

Supporting slabs for bituminous wearing surfaces shall be finished in accordance with the recommendations of the waterproofing membrane manufacturer.

The texturing of concrete wearing surfaces shall be applied as approved by the Resident. The surface tolerance and texture shall be acceptable to the Resident, or the placement may be suspended until remedial action has been taken. The Resident may order the removal and replacement of material damaged by rainfall.

On all concrete wearing surfaces, a one foot wide margin shall be finished adjacent to curbs and permanent barriers with a magnesium float.

Immediately after screeding, floating and texturing, the surface of the concrete shall be tested for trueness, by the Contractor, with a 10 feet straightedge and all irregularities corrected at once in order to provide a final surface within the tolerance required in Table 5. The surface shall be checked both transversely and longitudinally. Any area that requires finishing to correct surface irregularities shall be retextured.

The straightedges shall be furnished and maintained by the Contractor. They shall be fitted with a handle and all parts shall be made of aluminum or other lightweight metal. The straightedges shall be made available for use by the Resident when requested.

In the event of a delay during a concrete placement, all concrete that cannot receive the final curing cover shall be covered with wet burlap.

No vehicles will be allowed, either directly or indirectly, on reinforcing steel before concrete placement.

C. Curb and Sidewalk Finish on Bridges - Curb and sidewalk finish is a float finish produced by using a short float moved in small circles to produce a shell-like pattern on the surface of the concrete. Alternately, sidewalks may receive a light broom finish perpendicular to the sidewalk.

When a concrete curb is monolithic with a sidewalk, a six inches wide smooth margin shall be made along the top of the curb with a magnesium float.

Unless shown on the Plans, the sidewalk area shall not be divided into sections by transverse grooves.

At all transverse construction and expansion joints, except where steel expansion dams are used, the edges of the joints, on the surface of the sidewalk, shall be finished with a sidewalk edging tool two inches in width with a 1/4 inch radius lip.

D. Form Surface Finish - The character of the materials used and the care with which forms are constructed and concrete placed shall be considered in determining the amount of rubbing required. If using first class form material, well-constructed forms and the exercise of special care, concrete surfaces are obtained that are satisfactory to the Resident, the Contractor may be relieved in part from the requirement of rubbing.

1. Ordinary Finish - An Ordinary Finish is defined as the finish left on a surface after the removal of the forms, the filling of all holes and the repairing of all defects. The surface shall be true and even, free from stone pockets and depressions or projections and of uniform texture. All formed concrete surfaces shall be given an ordinary finish unless otherwise specified.

Repaired areas that do not meet the above requirements or areas that cannot be satisfactorily repaired to meet the requirements for ordinary finish shall be given a rubbed finish. When a rubbed finish is required on any part of a surface, the entire surface shall be given a rubbed finish.

2. Rubbed Finish - Rubbing of the concrete shall occur within seven (7) days of the concrete placement. If rubbing of the concrete is not complete within seven days, the Contractor must apply a latex bonding agent to the concrete as submitted and approved by the Resident.

The concrete shall be thoroughly saturated with water immediately before starting this work. Sufficient time shall have elapsed before wetting-down to allow the mortar used in ordinary finish to become thoroughly set. Surfaces to be finished shall be rubbed with a medium coarse carborundum stone, using a small amount of mortar on its face. The mortar shall be composed of cement and fine sand mixed in proportions as used in the concrete being finished. Rubbing shall be continued until all form marks, projections and irregularities have been removed, all voids filled and a uniform surface has been obtained. A thin layer of paste produced by this rubbing shall be left on the surfaces.

After all concrete above the surface being treated has been cast, the final finish shall be obtained by a second rubbing with a fine carborundum stone using only water. This rubbing shall be continued until the entire surface is of a smooth texture and uniform color.

After the final rubbing is completed and the surface has dried, it shall be rubbed lightly with clean and dry burlap to remove excess loose powder and shall be left free from all unsound patches, paste, powder and objectionable marks. This finish shall result in a surface of smooth texture and uniform color.

No surface finishing shall be done in freezing weather or when the concrete contains frost. In cold weather the preliminary rubbing necessary to remove the inert sand and cement materials and the surface irregularities may be done without the application of water to the concrete surfaces.

The following portions of concrete roadway grade separation structures shall be given a rubbed finish unless otherwise indicated in the Contract:

- (a) Retaining walls and the breast and wing walls of abutments - face surfaces to 12 inches below the finished ground line.
- (b) Piers - all vertical surfaces and the underside of overhanging portions of caps, except that for overpass structures, the piers beyond the outside limits of the roadway pavement, the vertical surfaces on the back which are not visible from the roadway or sidewalk will not require a rubbed finish.

- (c) Parapets and end posts – all horizontal and face surfaces, excluding overhead surfaces, to 12 inches below the finish ground.

If, in the opinion of the Resident, the general appearance of a concrete structure, due to the excellence of workmanship, cannot be improved by a rubbed finish, this requirement may be waived.

E. Surface Finish - After the concrete has cured, the surface shall be tested with a 10 feet straightedge or a lightweight profiler.

The straightedge shall be furnished and maintained by the Contractor. It shall be fitted with a handle and all parts shall be made of aluminum or other lightweight metal. The straightedges shall be made available for use by the Resident when requested. The lightweight profiler will be furnished by the Authority.

Areas found to not comply with the tolerance of Table 5 shall be brought into conformity by methods proposed by the Contractor and approved by the Resident at no additional cost to the Authority.

TABLE 5
SURFACE TOLERANCE LIMITS

<u>Type of Surface:</u>	* <u>Maximum deviation of surface in millimeters [in.] below 3 m [10 ft.] straightedge</u>
Concrete Wearing Surface, Curbs, Sidewalks, and Barriers	3 mm [1/8 in.]
Concrete Slab Surfaces to be Covered by Membrane Waterproofing or Concrete Wearing Surfaces	6 mm [1/4 in.]
Concrete Slab Surfaces with Integral Concrete Wearing Surface	6 mm [1/4 in.]
Concrete Slab Surfaces to be Covered By Earth or Gravel	10 mm [3/8 in.]
Concrete Surface of Box Culvert Bottom Slab	10 mm [3/8 in.]
Concrete Surface of Abutments, Piers, Pier Shafts, Footings, and Walls	10 mm [3/8 in.]

* Allowance shall be made for crown, camber and vertical curve.

502.15 Curing Concrete

All concrete surfaces shall be kept wet with clean, fresh water for a curing period of at least seven (7) days after concrete placing, with the exception of vertical surfaces as provided for in Subsection 501.10(D), Removal of Forms and False Work.

For concrete wearing surfaces and all concrete containing fly ash or slag, the temperature of the concrete shall be kept above 50°F for the entire seven day period. All other concrete and its

surfaces shall be kept above 50°F for the first four days of the curing period and above 32°F for the remainder of the period.

In the 24-hours following the end of the curing period, the temperature of the concrete shall be decreased on a gradual basis, not to exceed a total change of 40°F for moderate sections, such as abutments and pier bents, and 30°F for mass sections such as massive piers.

All slabs and wearing surfaces shall be water cured only and kept continuously wet for the entire curing period by covering with one of the following systems:

- A. Two (2) layers of wet burlap;
- B. Two (2) layers of wet cotton mats;
- C. One (1) layer of wet burlap and either a polyethylene sheet or a polyethylene coated burlap blanket; or,
- D. One (1) layer of wet cotton mats and either a polyethylene sheet or a polyethylene coated burlap blanket.

Except as otherwise specified, curing protection for slabs and wearing surfaces shall be applied within 30 minutes after the concrete is screeded and before the surface of the concrete has lost its surface “wetness” or “sheen” appearance. The first layer of either the burlap or the cotton mats shall be wet and shall be applied as soon as it is possible. Polyethylene sheets shall not be placed directly on the concrete, but may be placed over the fabric cover to prevent drying.

The covering of concrete wearing surfaces, decks, curbs and sidewalks shall be kept continuously wet for the entire curing period by the use of a continuous wetting system and shall be located to insure a completely wet concrete surface for the entire curing period.

All other surfaces, if not protected by forms, shall be kept thoroughly wet either by sprinkling or by the use of wet burlap, cotton mats or other suitable fabric until the end of the curing period, except as provided for in 502.10(D), Removal of Forms and False Work. Polyethylene sheets shall not be placed directly on the concrete, but may be placed over the fabric cover to prevent drying.

Surfaces of all concrete placements containing silica fume additive shall be coated with an approved evaporation retardant immediately after finishing and texturing the concrete surface. The application of wet burlap or wet cotton mats shall be made within 15 minutes after the finishing of the concrete surface.

The application rate, the desired equipment, and the mixing and application procedures for an approved evaporation retardant shall be as designated by the manufacturer. Successive applications or heavier applications of this evaporation retardant shall be applied as necessary to retain the required surface “wetness” appearance.

502.16 Loading Structures and Opening to Traffic

No superstructure concentrated loads such as structural steel beams, girders and trusses shall be placed upon finished concrete substructures until the concrete has reached its design strength.

No load or work will be permitted on concrete superstructure slabs or rigid frame structures until concrete cylinders cured with the slab establish that design strength has been reached. However, after a shorter period of time, the Resident may permit handwork for form construction and setting stone bridge curb. No curbing or other materials shall be stored on the bridge during the seven day curing period, except that if handwork is permitted, curb stones may be stored in a line near to their final location until ready to be set.

Neither traffic nor fill material shall be allowed on superstructures of concrete bridges or culverts until concrete cylinders cured with the slab establish that design strength has been reached, dependent upon conditions as specified in Subsection 502.10 and with the approval of the Resident.

No traffic will be allowed on the cured concrete of a concrete wearing surface until 24-hours after the completion of the application of protective coating for concrete surfaces.

Concrete approach slabs at the end of structures may be opened to traffic or backfilled if buried when the design strength has been reached.

502.17 Bridge Drains and Incidental Drainage

All drains shall be accurately placed at the locations shown on the Plans or as approved by the Resident, and an adequate means provided for securely holding them in the required positions during the placing of concrete.

Bridge drains shall be galvanized in accordance with Subsection 711.04, Bridge Drains. The Contractor shall furnish an insulator between surfaces of galvanized and weathering steels when erecting the bridge drain support assembly. Epoxy-coated washers shall be used when the support assembly attaches to weathering steel beam webs.

Drains or weep holes through abutments and retaining walls shall be pipe of the size and shape shown on the Plans and shall be of Schedule 40 PVC pipe.

For the purpose of providing drainage for any moisture that may collect between the floor slab and the bituminous concrete roadway surface, approved one inch inside diameter plastic tube drains shall be installed at the low points of the slab surface, adjacent to the end dam or dams. The exact location will be determined in the field by the Resident and the discharge from them shall be such as to clear the bridge seats and any other portion of the structure in their proximity. The tops of the drains shall be depressed 3/8 inch below the surface of the slab and the outlets shall project two inches below the underside of the slab. Care shall be exercised such that the drains are open after the installation of the membrane waterproofing, when it is installed.

502.18 Method of Measurement

A. Structural concrete satisfactorily placed and accepted will be measured by the cubic yard, in accordance with the dimensions shown on the Plans or authorized changes in the Plans, or as one lump sum unit as indicated in the Schedule of Items.

Structural Concrete for any irregular shapes may be measured by the cubic yard as determined from the theoretical yield of the design mix or in the case of transit mixed concrete, by delivery ticket as approved by the Resident.

B. The limits to be used in determining the quantities of the aforementioned structural concrete items for arriving at a lump sum price will be as follows:

1. Structural Concrete Superstructure Slabs, Structural Concrete Roadway and Sidewalk Slabs on Steel Bridges, Structural Concrete Roadway and Sidewalk Slabs on Concrete Bridges and Structural Concrete Superstructure T-Beam Type. The limits will be the entire concrete superstructure, outside to outside, both transversely and longitudinally, exclusive of concrete curbs, sidewalks, permanent transition barrier and concrete transition barriers.
2. Structural Concrete Wearing Surfaces. The limits will be the entire concrete wearing surface bounded transversely by the roadway curbs and longitudinally by the extreme ends.
3. Structural Concrete Box Culverts. The limits will be the entire structure, meaning the bottom floor slab, abutments, wings, superstructure floor slab and headwalls or curbs.
4. Structural Concrete, Approach Slabs. The limit will be the entire approach slab or slabs, as shown on the Plans.
5. Structural Concrete, Abutments and Retaining Walls Structural Concrete, Abutments and Retaining Walls (placed under water), Structural Concrete Piers, and Structural Concrete Piers (placed under water). The limits will be the entire concrete substructure unit or units, from the bottom of the footing to the top of the unit, and outside to outside, both transversely and longitudinally, except for the portion to be placed under water, as indicated on the Plans, which will be the limits of the concrete unit or units, outside to outside, transversely, longitudinally, and vertically.
6. Structural Concrete Rigid Frame Structures. The limits will be the entire concrete structure, meaning the frame walls and top slab. Included within the limits for payment, unless otherwise shown on the Plans, are bottom slab, wing walls and headwalls.
7. Structural Concrete Culvert End Walls. The limit will be the entire concrete end wall or end walls, as shown on the Plans.

8. Structural Concrete Curb and Sidewalks. The limit will be the entire concrete curb or sidewalk, as shown on the Plans.
9. Concrete Fill. Will be measured for payment by the number of cubic yards of concrete, in place, to the vertical pay limits shown on the Plans. If the Contractor elects to omit forms, then any excavation or concrete placed beyond the pay limits indicated on the Plans shall not be paid for, but shall be at the Contractor's expense.
10. Structural Concrete Parapets. The limit will be the entire concrete portion of the parapets and bridge transition barriers measured longitudinally, from end to end on both sides of the structure, as shown on the Plans.

C. No deduction will be made for the volume of concrete displaced by structural steel, reinforcing steel, pile heads, expansion joint material, drains, chamfers on corners, inset panels of 1-1/2 inches or less in depth, pipes, weep holes and authorized openings for utilities of 1/4 yd³ or less in volume, when any of these items occur in structural concrete which is to be paid for on a cubic yard basis.

D. When the bottom of foundations for concrete structures is required to be at a definite elevation within rock excavation, as shown on the Plans or otherwise designated, the quantity to be measured will be the number of cubic yards of concrete actually and satisfactorily placed above a plane at one foot below the above specified plan elevation and within the neat lines of the structure as shown on the Plans or on authorized changes in the Plans. If the ledge rock is excavated below the plane at one foot below the plan elevation, without authorization, then this space shall be replaced with concrete of the same composition as required for the structure foundation but will not be measured for payment.

502.19 Basis of Payment

The accepted work done under structural concrete, of the classes and for the types of work required, will be paid for at the Contract unit price per cubic yard, or at the Contract lump sum price, for the respective Contract items involved. Payment for both the unit price and the lump sum price items will be full compensation for furnishing and installing bridge drains, pier nose armor, water stops, expansion joint filler, PVC or plastic tube drains, asphalt roll roofing (roofing felt), asphalt for painting or covering various type of joints, all required sandblasting, bonding, curing and joint sealing and all incidentals necessary to complete the work satisfactorily. No direct payment will be made for concrete admixtures.

No price adjustments will be made to the lump sum bid for the respective items that are bid lump sum, except when quantity changes are directed by the Authority. It will be the responsibility of the Contractor to verify the estimated quantities prior to submitting bid documents.

Payment for structural concrete culvert connection shall include drilling and grouting the dowels into the existing headwall and excavation. Reinforcing will be paid for under Item 503.12, Reinforcing Steel, Fabricated and Delivered, and Item 503.13, Reinforcing Steel, Placing.

Reinforcing steel, railings, stone curbing and any material that may be required for bridge lighting systems, will be measured and paid for separately as provided in the appropriate sections.

Implementation of the Quality Control Requirements and costs associated with acceptance test sampling shall be incidental.

All work required to construct and remove the bulkheads will not be measured separately for payment, but shall be incidental to Item 502.264.

All costs associated with obtaining, testing and evaluating drilled core specimens for dispute resolution will not be measured separately for payment, but shall be incidental to related items.

Payment will be made under:

<u>Pay Item</u>	<u>Pay Unit</u>
502.21 Structural Concrete, Abutments and Retaining Walls	Cubic Yard
502.219 Structural Concrete, Abutments and Retaining Walls	Lump Sum
502.22 Structural Concrete, Abutments and Retaining Walls (placed under water)	Cubic Yard
502.229 Structural Concrete, Abutments and Retaining Walls (placed under water)	Lump Sum
502.23 Structural Concrete Piers	Cubic Yard
502.239 Structural Concrete Piers	Lump Sum
502.24 Structural Concrete (placed under water)	Cubic Yard
502.249 Structural Concrete Piers (placed under water)	Lump Sum
502.25 Structural Concrete Superstructure Slab	Lump Sum
502.26 Structural Concrete Roadway and Sidewalk Slab on Steel Bridges	Lump Sum
502.261 Structural Concrete Roadway and Sidewalk Slab on Concrete Bridges	Lump Sum
502.264 Structural Concrete Parapets	Lump Sum
502.27 Structural Concrete Superstructure T-beam Type	Lump Sum
502.28 Structural Concrete Rigid Frame Structures	Cubic Yard
502.289 Structural Concrete Rigid Frame Structures	Lump Sum
502.29 Structural Concrete Wearing Surface on Bridges	Lump Sum
502.30 Structural Concrete Box Culvert	Lump Sum
502.31 Structural Concrete Approach Slab	Lump Sum
502.32 Structural Concrete Culvert End Wall	Cubic Yard
502.33 Structural Concrete Culvert End Wall	Lump Sum
502.40 Structural Concrete Box Culvert	Cubic Yard
502.41 Structural Concrete Superstructure Slab	Cubic Yard
502.42 Structural Concrete Roadway and Sidewalk Slab on Steel Bridges	Cubic Yard

502.43	Structural Concrete Superstructure T-beam Type	Cubic Yard
502.44	Structural Concrete Wearing Surface on Bridges	Cubic Yard
502.45	Structural Concrete Approach Slab	Cubic Yard
502.46	Structural Concrete Culvert Connection	Cubic Yard
502.48	Low Permeability Concrete	Cubic Yard
502.49	Structural Concrete Curbs and Sidewalks	Lump Sum
502.56	Concrete Fill	Cubic Yard

SUPPLEMENTAL SPECIFICATION

SECTION 518

STRUCTURAL CONCRETE REPAIR

Section 518, Structural Concrete Repairs is deleted in its entirety and replaced with the following:

518.01 Description

This work shall consist of repairing existing structural concrete as shown on the Plans, as described in these Specifications, and/or as directed by the Resident. Repairing structural concrete shall include removal and disposal of deteriorated concrete, cleaning exposed reinforcing steel, cleaning of concrete surfaces in repair areas, application of bonding agent and placing and curing repair material. All work shall be in conformance with applicable provisions of Sections 202, 502, and 503.

The work includes abutment repairs, pier repairs, fascia and overhang repairs, partial and full depth concrete deck repairs, and other repair types as described below.

- Abutment repairs include concrete surface repairs on all deteriorated horizontal, vertical and overhead abutment and wingwall surfaces as shown on the Plans or identified by the Resident.
- Pier Repairs include concrete surface repairs on all deteriorated horizontal, vertical and overhead pier surfaces as shown on the Plans or identified by the Resident.
- Abutment seat refacing includes removal and replacement of existing horizontal and vertical surfaces of abutment seats as shown on the Plans, or as identified by the Resident.
- Fascia and overhang repairs are repairs on all deteriorated vertical and overhead fascia and overhang surfaces on the superstructure less than 7.9 inches in depth that are shown on the Plans or identified by the Resident.
- Partial depth concrete deck repairs are repairs on all deteriorated horizontal deck surfaces less than 4.9 inches in depth as shown on the Plans or identified by the Resident.
- Full depth concrete deck repairs are repairs on deteriorated deck surfaces greater than 4.9 inches in depth as shown on the Plans or identified by the Resident. Full depth concrete deck repairs shall be scheduled and coordinated with the Authority.

Upward Facing Surfaces are defined as any concrete surfaces where the slope is less than or equal to 15 percent from the horizontal. Overhead Surfaces are defined as any concrete surfaces

where the slope is overhanging more than 15 percent from plumb. All other surfaces shall be defined as Vertical Surfaces.

The work shall also include the removal of all tectyl (bituminous) coating on the backwalls, bridge seats and breastwalls of the existing bridge structures. This work shall occur prior to the start of the abutment concrete repairs so the Resident may identify additional areas requiring repair.

The work shall also include providing the Resident safe access to the bridge abutments, wingwalls, pier shafts and pier hammerheads for sounding of the existing concrete; and providing safe access to the bridge fascia and overhangs for sounding of the existing concrete. This work shall occur prior to the start of concrete repairs so the Resident may identify additional areas requiring repair.

518.02 Repair Materials

A patching material from the following list below may be used instead of concrete for concrete patching at the Contractor's option, provided the manufacturer's published recommendations are met (Note: Not all products are suitable for all depth of placements). All materials used for repair of concrete or reinforcing steel shall meet the applicable requirements of Division 700 as specified in the Standard Specification Sections 502 and 503 respectively. When concrete is used as the repair material, it shall conform to the requirements of Table 1 of Subsection 502.05 for Class AAA Concrete except that the minimum cement factor shall be **750 pounds** per cubic yard. Concrete mix shall be selected at 1,200 psi above design strength of 4,500 psi. The coarse aggregate size shall conform to ASTM C33 Grading 7. The use of concrete admixtures that accelerate concrete curing are not permitted unless authorized by the Construction Program Manager in writing.

Materials for non-emergency deck patching, and formed vertical and overhead repairs, shall be one of the materials listed below. Rapid-setting high early strength materials are not permitted.

- MTA - AAA modified concrete – transit mixed or mixed on site
- Sikacrete 211: Manufactured by Sika Corporation, 201 Polito Avenue, Lakehurst, NJ 07011
- SikaRepair 222 extended with aggregate: Manufactured by Sika Corporation, 201 Polito Avenue, Lakehurst, NJ 07011
- MasterEmaco S440 Repair Mortar: Manufactured by BASF Corporation, 889 Valley Park Drive, Shakopee, MN 55379
- A propriety patching material approved by the Resident. The approved material shall not be fast setting, and shall be shrinkage compensated, manufactured or extended with stone, with the following published properties:
 - Compressive strength @ 24 hours – less than 3,500 psi
 - Compressive strength @ 28 days – less than 7,500 psi
 - Minimum bond strength @ 28 days – 1,500 psi
 - Minimum flexural Strength @ 28 days – 700 psi

Materials for non-emergency, un-formed vertical and overhead repairs shall be one of the following:

- SikaTop 123 Plus: Manufactured by Sika Corporation, 201 Polito Avenue, Lakehurst, NJ 07011
- SikaRepair 223: Manufactured by Sika Corporation, 201 Polito Avenue, Lakehurst, NJ 07011
- Zero-C Vertical Overhead Mortar: Manufactured by BASF Corporation Systems, 889 Valley Park Drive, Shakopee, MN, 55379.
- Verticoat Supreme: Manufactured by The Euclid Chemical Company, 19218 Redwood Rd., Cleveland, OH, 44110

Materials for emergency deck patching (non-overhead only) may be selected from the Maine Department of Transportation's Qualified Products List for concrete patching materials.

A bonding material shall be used for bonding fresh concrete or patching material to existing hardened concrete. The bonding material shall consist of the following, except that, in the case where an approved proprietary material is used in the repair areas, the manufacturer's published recommendations regarding application and use of bonding materials shall take precedence:

- a) For repair of Upward Facing Surfaces, the bonding grout shall have Portland cement and fine aggregate proportioned 3 to 1, respectively, by volume. The fine aggregate shall be from the same source as that used in the repair concrete. All material greater than 1/8 inch shall be removed from the fine aggregate. The sand and cement shall be measured separately in equal sized containers. The sand shall be added prior to the cement. Water shall be added during the mixing process a little at a time until sufficient water has been added to result in a workable consistency. A workable consistency is defined as the minimum water necessary to allow flow of most of the grout without segregation of the grout ingredients. Alternately, the Contractor may use a product from the Department's QPL of concrete bonding agents, in accordance with the manufacturer's published recommendations.
- b) For repair of Vertical and Overhead Surfaces, the Contractor shall use a product from the Department's QPL of concrete bonding agents, in accordance with the manufacturer's published recommendations.

518.03 Removal of Unsound Concrete

Removal of existing concrete shall be accomplished without damage to the portion of the structure that is to remain. The deteriorated or delaminated concrete shall first be removed from areas designated by the Resident. The initial classification of an area as sound concrete does not prevent its subsequent reclassification upon further inspection. After the initial removal of unsound concrete, the Resident shall inspect the area again to determine whether additional areas of unsound concrete were revealed by removal operations and if additional concrete removal is required in the

areas to be repaired. This process shall continue until additional areas of unsound concrete are not revealed. After the Resident has determined that the deteriorated concrete has been completely and satisfactorily removed, the perimeter of each cavity created by the removal of concrete shall be saw cut to a minimum depth of $\frac{5}{8}$ inch, unless a lesser depth is required to avoid reinforcing steel. The saw cut shall be approximately perpendicular to the original surface. Edges of the cavity shall not be feathered.

Unless otherwise approved by the Resident, the equipment used for removal of unsound concrete shall be chipping hammers weighing a maximum of 35 pounds and only chisel point bits will be allowed.

The surface area and depth of removal for concrete repairs shall be subject to the approval of the Resident.

Deteriorated concrete shall be removed to one of the following depths, whichever is greatest:

- a. Sound substrate.
- b. To the minimum depth required per the manufacturer's recommendation, but not less than 1 inch behind the top mat of reinforcing steel, when an approved proprietary material is used.
- c. To a minimum depth of 1 inch behind the top mat of reinforcing steel.

The Contractor shall use great care to avoid damaging the existing reinforcing steel to remain during the demolition process. Existing reinforcing steel damaged during the demolition process shall be repaired or replaced by a method approved by the Resident, at no additional cost to the Authority.

All unsound concrete and other material removed shall be disposed of outside the limits of the turnpike right-of-way. The Contractor shall provide the Resident with an affidavit stating the final location of all disposed material and that the material was disposed of in accordance with Chapter 404 of the Maine Department of Environmental Protection Solid Waste Regulations.

518.031 Bearing Areas for Superstructure Metal

The Contractor's attention is directed to the fact that the removal of unsound concrete may be immediately adjacent to the structural bearing parts of the steel stringers and may involve removal of unsound concrete under the existing masonry plate.

The Contractor shall submit, a minimum of two (2) weeks prior to the start of work, a proposed Temporary Support Plan which will list the type and size of the proposed members, details of construction, load capacity calculations, and a sequence of operations. The Temporary Support Plan shall be developed and stamped by a Professional Engineer licensed in the State of Maine. Temporary structural supports may bear on the adjacent bridge seat area, backwall or ground.

518.04 Reinforcing Steel

All existing reinforcing steel exposed by concrete removal which is to remain in the structure, shall be thoroughly cleaned by sandblasting to an SSPC-SP-6, supplemented by chipping hammers or other means as necessary so that the surfaces are free of rust, scale, mortar and other foreign material, and reasonably free of shadows. The sandblast shall be applied at an angle to the bars so that the embedded steel shall be free of rust and other foreign material to 100 percent of the bar's circumference. Once the existing reinforcement is cleaned, and prior to casting the repair, all new and existing reinforcing steel shall be coated with an approved epoxy bonding agent. The elapsed time between sandblasting application of the approved epoxy bonding agent shall be a reasonable minimum. When reinforcing steel is to remain the structure, care shall be taken to prevent damage to the reinforcing steel or its bond to surrounding concrete.

All existing main reinforcing steel which is broken, or has lost 25 percent, or more, of its original cross sectional area, shall be supplemented with new reinforcing steel. The total area of supplemental bars plus existing bars with section loss shall have the same total area as the original bar. Supplementary reinforcing steel shall be lap spliced a minimum length of 30 bar diameters for bars with section loss of up to 75 percent of the original bar area, and per Section 503, Reinforcing Steel, for all other bars. Reinforcing steel shall be wired to the existing steel or, where designated by the Resident, the existing reinforcing steel shall be cut and supplementary reinforcing steel spliced in with tension couplers.

Where approved by the Resident, exposed reinforcement shall be depressed to provide 1.5-inch clear cover of concrete over the top bars. Minimum clear distance under the bottom of reinforcement bars for horizontal repairs, behind reinforcement bars on vertical repairs, and over the top of reinforcement bars on overhead surfaces shall meet the requirements of Subsection 518.03. Epoxy coated reinforcing support chairs shall be provided by the Contractor to support the bars in their specified location. Bars protruding from sound concrete adjacent to a repair area shall be bent up or down within the repair area to obtain the required minimum clear cover.

518.05 Surface Preparation

The surfaces to receive repair material shall be free of oil, solvent, grease, dirt, loose particles and foreign matter. Cleaning of repair areas shall be performed by sandblasting or other methods approved by the Resident. All surfaces receiving new material are to be sandblasted not more than 36 hours ahead of the placement of the repair material, or as per the bonding agent manufacturer's recommendations. Any sandblasted areas that have been rained on, exposed to high humidity or fog, or contaminated in any other manner shall be sandblasted again before the repair material is applied. All debris from the cleaning operations shall be thoroughly removed from the cleaned surfaces and adjacent areas using compressed, dry, air, prior to the application of repair materials. All air compressor lines used for cleaning of repair areas shall be equipped with effective oil traps.

518.05 Application of Bonding Agent

When bonding grout is used on repair of upward facing surfaces the following shall apply, except that, in the case where concrete patching materials from the Department's QPL are used in the repair areas, the manufacturer's published recommendations regarding application and use of bonding materials shall take precedence. Once a workable consistency has been reached, additional water shall not be added. The grout must be used or discarded within 30 minutes of the time water is added to the mix. The grout shall be applied no greater than 1/8 inch thick with stiff bristled, nylon, street brooms. The Contractor shall prevent the grout from drying by beginning the grout application immediately prior to the concrete placement and limiting the area of grout application ahead of concrete placement. If the grout begins to dry prior to concrete placement, additional grout may be brushed on the area as directed by the Resident. Should the grout become thoroughly dry it shall be removed by sand blasting or other methods as approved by the Resident.

When a bonding agent from the Department's QPL is used, the product shall be applied in accordance with the manufacturer's published recommendations.

518.07 Placing Repair Materials

When concrete is used as the repair material the provisions of Section 502 shall apply. Additionally, concrete shall not be placed when either the ambient air temperature or the existing concrete temperature is below 45 degrees Fahrenheit. When a patching material is used, the Contractor shall follow the manufacturer's published recommendations for mixing and placing the material.

Forms shall be erected to the neat lines of the existing structure and the new concrete placed. For overhead and vertical repair areas, sufficient concrete shall be removed to ensure that air within the area to be patched can effectively escape during the placement of the repair material.

All vertical and overhead repair areas shall be formed over the entire surface with quick erecting forms approved by the Resident. The forms shall be held securely in place and be able to withstand the hydrostatic pressure of the fluid concrete of the height to which it is to be placed. Forms shall be built such that the resulting repair will duplicate the original lines of the concrete removed. Form faces shall be of new finished plywood or steel, or other smooth surface as approved by the Resident prior to use. Forms will be provided with a top chute, at a maximum spacing of four feet, for providing a compression head of concrete in the form. The overfilled area shall be struck-off flush when forms are removed. Forms shall be placed snugly against the surface of the old concrete at the edges of the patch and shall extend beyond the edges at least three inches. They shall not deflect under the placement of the fresh concrete. Vertical surface repair forms shall remain in place a minimum of 48-hours.

All proposed bearing pads and bearing pad repairs shall be cast monolithically with the abutment repair and pier repair concrete.

Modified Class AAA Concrete may be transit mixed or mixed on-site. The concrete shall be placed in accordance with the provisions of Section 502 except that the pre-plasticized slump shall not exceed three inches. Materials shall be batched by weight. The concrete shall be pumped or hand shoveled into the forms. Internal mechanical vibrators shall be of an approved design and of a size suitable to the work at hand. External vibrators attached to the forms will be permitted if requested, subject to the results obtained. The amount of vibration shall be guided by results obtained from previous placements.

If the concrete cannot be placed satisfactorily, as determined by the Resident, superplasticizers shall be added to the mix as approved by the Resident and at no additional cost to the Authority. After removal of the forms, the concrete shall be smooth rubbed and wet cured and given a smooth rubbed finish.

518.08 Curing

Curing of concrete shall conform to the requirements of Section 502. For Overhead and Vertical Surfaces, curing compounds may be used, in accordance with the manufacturer's requirements. Patching materials shall be cured in accordance with the manufacturer's published recommendations.

518.09 Inspection

The Contractor shall make provisions to allow safe access to the work for the Resident in order to inspect the work, facilitate ongoing inspection of the work and to measure the work for payment purposes.

518.10 Method of Measurement

The quantity of Abutment Repairs, Pier Repairs, Fascia and Overhang Repairs, Partial Depth Concrete Deck Repairs and Full Depth Concrete Deck Repairs will be measured by the square foot regardless of depth and shall be computed as the sum of the products of the average length and width of each area repaired.

The quantity of Abutment Seat Refacing shall be measured by the cubic yard complete and in place.

For all other structural concrete repair items not listed above, the repair of structural concrete is divided into repair areas less than 8 inches in depth and repair areas 8 inches in depth or greater. The repair depth shall be considered the average thickness of an individual repair area. The Resident shall make the final determination as to whether the average depth of repair is less than 8 inches, or 8 inches or greater. Where the average depth of repair is less than 8 inches the repair will be measured for payment by the square foot, complete and accepted. Where the average depth of repair is 8 inches or more the repair will be measured for payment by the cubic yard, complete and accepted. For repair areas with depths of 8 inches or greater the quantity will be determined from the theoretical yield of

the design mix, or in the case of transit mixed concrete, by delivery ticket, as directed by the Resident.

Fabrication and placement of reinforcing steel for concrete repairs will not be measured for payment separately, but shall be considered incidental to the related contract items.

Tension couplers will be measured for payment as the number of splices satisfactorily installed and accepted. Payment will be made under Item 503.17, Mechanical/Welded Splices. Couplers required to repair reinforcing steel damaged by the Contractor shall be provided and installed at the Contractor's expense.

Temporary supports for supporting steel girders for concrete repairs will not be paid separately, but shall be incidental to the Repair item.

Removal of all bituminous (tectyl) coating from existing abutments will not be measured separately for payment, but shall be incidental to the related contract items.

Providing safe access for the Resident to sound and inspect existing concrete surfaces will not be measured separately for payment, but shall be incidental to the related contract items.

When required the preparation of a Temporary Support Plan will not be measured for payment separately, but shall be incidental to the related contract items.

Earth excavation required to expose repair areas will be paid for under Structural Earth Excavation, Item 206.081. Backfill of the repair areas will not be measured separately for payment, but shall be incidental to the Structural Earth Excavation item.

518.11 Basis of Payment

Abutment Repairs, Pier Repairs, Fascia and Overhang Repairs, Partial Depth Concrete Deck Repairs, and Full Depth Concrete Deck Repairs will be paid for at the Contract unit bid price per square foot for each type of repair; which price shall include, but not necessarily be limited to, removal and disposal of materials; cleaning existing concrete and reinforcing steel; furnishing and placing new reinforcing steel where required; furnishing, placing and removal of forms, staging, temporary supports where required; placing, curing and finishing new concrete; and, all materials, labor, equipment, tools and incidentals necessary to complete the work.

Abutment Seat Refacing will be paid for at the Contract unit price bid per cubic yard; which price shall include, but not necessarily be limited to, removal and disposal of existing concrete and reinforcing steel to the limits shown; cleaning existing concrete; furnishing and placing new reinforcing steel; furnishing, placing, and removal of forms, staging, and temporary supports where required; placing, curing, and finishing new concrete; and all materials, labor, equipment, tools, and incidentals necessary to complete the work.

All other structural concrete repair pay items will be paid for at the contract unit price as indicated in the Schedule of Items for the respective Contract item involved.

The following will be included in the unit price for the respective concrete items, complete and accepted: Removal of existing concrete; cleaning of existing reinforcing steel to remain in the structure; cleaning of existing concrete surfaces in repair areas; furnishing and installing bonding materials; providing, installing and removal of all formwork; furnishing and placing new concrete or other approved concrete patching materials in areas where existing concrete is removed; curing of concrete or patching materials; disposal of all demolition material and debris.

Payment for any staging, platforms or lifts required by the Contractor to gain access to the work in order to perform the work, or to provide access to the Resident in order to inspect or measure the work, shall be considered incidental to related Contract items unless the Contract provisions specify separate payment for such access devices.

Fabrication, delivery and placing of reinforcing steel, and mechanical couplers if required, will be paid for under separate Contract items.

The payment for each Contract item will also be full compensation for furnishing all materials, labor, equipment, and all other incidentals necessary to complete the work.

Payment will be made under:

<u>Pay Item</u>	<u>Pay Unit</u>
518.10 Abutment Repairs	Square Foot
518.20 Pier Repairs	Square Foot
518.30 Abutment Seat Refacing	Cubic Yard
518.50 Repair of Upward Facing Surfaces- to Reinforcing Steel < 8 inches	Square Foot
518.51 Repair of Upward Facing Surfaces- below Reinforcing Steel < 8 inches	Square Foot
518.52 Repair of Upward Facing Surfaces \geq 8 inches	Cubic Yard
518.60 Repair of Vertical Surfaces < 8 inches	Square Foot
518.61 Repair of Vertical Surfaces \geq 8 inches	Cubic Yard
518.70 Repair of Overhead Surfaces < 8 inches	Square Foot
518.71 Repair of Overhead Surfaces \geq 8 inches	Cubic Yard
518.75 Fascia and Overhang Repairs	Square Foot
518.80 Partial Depth Concrete Deck Repairs	Square Foot
518.81 Full Depth Concrete Deck Repairs	Square Foot

SUPPLEMENTAL SPECIFICATION

SECTION 652

MAINTENANCE OF TRAFFIC

(General)

Section 652 – Maintenance of Traffic is deleted in its entirety and replaced with the following:

652.1 Description

This work shall consist of furnishing, installing, maintaining and removing traffic control devices necessary to provide reasonable protection for motorists, pedestrians and construction workers in accordance with these Specifications, the applicable provisions of Section 105.4.5 - Special Detours, and the plans.

Traffic control devices include signs, signals, lighting devices, markings, barricades, channelizing, and hand signaling devices, portable light towers, truck mounted impact attenuators, traffic officers, and flaggers.

652.2 Materials

All traffic control devices shall conform to the requirements of Part VI of the latest edition of the MUTCD, and NCHRP 350 guidelines.

All signs shall be fabricated with high intensity fluorescent retroreflective sheeting conforming to ASTM D 4956 - Type VII, Type VIII, or Type IX (prismatic). All barricades, drums, and vertical panel markers shall be fabricated with high intensity orange and white fluorescent retroreflective sheeting conforming ASTM D 4956 - Type VII, Type VIII, or Type IX (prismatic).

Construction signs shall be fabricated from materials that are flat, free from defects, retroreflectorized, and of sufficient strength to withstand deflections using a wind speed of 80 miles/hr.

All barricades, cones, drums, and construction signs may be constructed from new or recycled plastic.

652.2.1 Truck Mounted Attenuator

The truck mounted attenuator system shall conform to the following requirements:

- Truck and attached attenuator shall conform to the NCHRP Report 350, Test Level 3 criteria.

- A mounted revolving amber light or amber strobe light with 360-degree visibility.
- An arrow light bar fixed to the vehicle.
- The attenuator shall be mounted to a vehicle with a minimum weight of 10,000 lbs.

652.2.2 Signs

Only signs with symbol messages conforming to the design of the Manual of Uniform Traffic Control Devices shall be used unless the Resident approves the substitution of word messages.

Any proposed use of temporary plaques to cover text or to change text shall be approved by the resident. All signs or proposed plaques shall have a uniform face and be constructed from similar sheeting.

652.2.3 Flashing Arrow Board

Flashing Arrow Panels (FAP) must be of a type that has been submitted to AASHTO's National Transportation Product Evaluation Program (NTPEP) for evaluation and placed on the Maine Department of Transportations' Approved Products List of Portable Changeable Message Signs & Flashing Arrow Panels.

FAP units shall meet requirements of the current Manual on Uniform Traffic Control Devices (MUTCD) for Type "C" panels as described in Section 6F.56 - Temporary Traffic Control Devices. An FAP shall have matrix of a minimum of 15 low-glare, sealed beam, Par 46 elements capable of either flashing or sequential displays as well as the various operating modes as described in the MUTCD, Chapter 6-F. If an FAP consisting of a bulb matrix is used, each element should be recess-mounted or equipped with an upper hood of not less than 180 degrees. The color presented by the elements shall be yellow.

FAP elements shall be capable of at least a 50 percent dimming from full brilliance. Full brilliance should be used for daytime operation and the dimmed mode shall be used for nighttime operation. FAP shall be at least 96 inches x 48 inches and finished in non-reflective black. The FAP shall be interpretable for a distance not less than 1 mile.

Operating modes shall include, flashing arrow, sequential arrow, sequential chevron, flashing double arrow, and flashing caution. In the three arrow signals, the second light from the arrow point shall not operate.

The minimum element on-time shall be 50 percent for the flashing mode, with equal intervals of 25 percent for each sequential phase. The flashing rate shall be not less than 25 nor more than 40 flashes per minute. All on-board circuitry shall be solid state.

Primary power source shall be 12 volt solar with a battery back-up to provide continuous operation when failure of the primary power source occurs, up to 30 days with fully charged

batteries. Batteries must be capable of being charged from an onboard 110 volt AC power source and the unit shall be equipped with a cable for this purpose.

Controller and battery compartments shall be enclosed in lockable, weather-tight boxes.

The FAP shall be mounted on a pneumatic-tired trailer or other suitable support for hauling to various locations, as directed. The minimum mounting height of an arrow panel should be 7 feet from the roadway to the bottom of the panel.

The face of the trailer shall be delineated on a permanent basis by affixing retro-reflective material, known as conspicuity material, in a continuous line as seen by oncoming drivers.

A portable changeable message sign may be used to simulate an arrow panel display.

652.2.4 Other Devices

Vertical panel markers shall be orange and white striped, 8 inches wide by 24 inches high. On the Interstate System, vertical panel markers shall be orange and white striped, 12 inches wide by 36 inches high.

Cones shall be orange in color, at least 28 inches high, and retro-reflectorized. Retro-reflection shall be provided by a white band of retro-reflective sheeting conforming to Section 719.01, 6 inches wide, no more than 3 to 4 inches from the top of the cone, and a 4 inch wide white band at least 2 inches below the 6 inch band.

Drums shall be of plastic or other yielding material, and shall be approximately 36 inches high and a minimum of 18 inches in diameter. There shall be at least two retro-reflectorized orange and at least two retro-reflectorized white stripes at least 4 inches wide on each drum. Metal drums shall not be used.

Warning lights and battery operated flashing and steady burn lights shall conform to the requirements Section 712.23 - Flashing Lights.

STOP/SLOW paddles shall be the primary and preferred hand-signaling device. Flags shall be limited to emergencies. The paddle shall have an octagonal shape and be at least 18 inches wide with letters at least 6 inches high and should be fabricated from light semi-rigid material.

Type I barricades shall be 2 feet minimum, 8 feet maximum in length with an 8 inch wide rail mounted 3 feet minimum above the ground. Type II barricades shall be 2 feet in length with two 8 inch wide rails, and the top rail shall be mounted 3 feet minimum above the roadway. Type III barricades shall be 8 feet in length with three 8 inch wide rails, and the top rail shall be mounted 5 feet minimum above the roadway. The cross members of all barricades shall be of $\frac{1}{2}$ or $\frac{3}{8}$ inch thick plywood or other lightweight rigid material such as plastic, fiberglass or fiber wood as approved by the Resident. The predominant color for supports and other barricade components shall be white, except that unpainted galvanized metal or aluminum components may be used.

652.2.5 Portable Changeable Message Sign

Portable-Changeable Message Signs (PCMS) will be furnished by the Contractor and shall be Ver-Mac PCMS-1210 or an approved equal. PCMS's shall be located and relocated to locations approved by the Resident within the Project limits for the duration of the Project.

Features to the Ver-Mac PCMS shall include:

- An all LED display.
- Be legible from a distance of 1,000 feet.
- Have three (3) lines available for messages.
- Be NTCIP compliant (NTCIP 1203 & 1204).
- Be capable of being programmed by a remote computer via a data (IP over Cell) cellular modem connection.
- Have GPS location capability by adding on a GPS device capable of providing GPS location remotely to the MTA Communications' Center.
- Be programmable by Vanguard Software by Daktronics.

The Contractor shall complete and/or provide the following:

- Submit a catalog cut shop drawing to the Resident of all proposed equipment for review and approval.
- Establish and pay for a data cellular account so that PCMS may be remotely programmed and operated from the MTA Communications' Center.
- Provide to the Authority technical support from the PCMS manufacturer that may be necessary to integrate the PCMS into the MTA software platform (Vanguard Software by Daktronics).
- Provide the manufacturer's software necessary to change the PCMS messages remotely from the MTA Communications' Center and the Resident's computer if necessary or requested.
- Provide training on the operation of the PCMS to the Resident and the MTA Communications' Center representative.
- Make all PCMS on the Project work site available to the MTA for any/all emergency situations as defined by the MTA. This shall include the preemption of any messages running at the time of need as approved by the MTA and the Resident.

The Contractor shall also:

- Furnish, operate, relocate and maintain the PCMS as approved or requested by the Resident.
- Be responsible for the day to day programming and operation of the PCMS for Project purposes.

The PCMS(s) shall be on-site, with data cellular account established, GPS location capable, and all training required complete within one month after mobilization or seven days prior to implementing traffic shifts, detours or stoppages, whichever is sooner. Implementation of traffic shifts, detours, or stoppages of traffic will not be allowed without PCMS boards on-site with the specified MTA Communications' Center Software Platform integration and training.

652.3.1 Responsibility of the Authority

The Authority will provide Project specific traffic control requirements and traffic control plans for use by the Contractor. The specific traffic control requirements for the Project are identified in Special Provision Section 652, Maintenance of Traffic (Specific Project Maintenance of Traffic Requirements). No revisions to these requirements or Plans will be permitted unless the Contractor can thoroughly demonstrate an overall benefit to the public and a Contract Modification is approved.

The Maine Turnpike Authority may erect lane closures on the mainline within the Project area to collect survey, provide layout, and for any other reasons deemed necessary by the Authority.

652.3.2 Responsibility of the Contractor

The Contractor shall provide continuous and effective traffic control and management for the Project that is appropriate to the construction means, methods, and sequencing allowed by the Contract and selected by the Contractor:

The Contractor shall ensure all jobsite personnel shall wear a safety vest labeled as ANSI 107-2004 standard performance for Class 3 risk exposures at all times. This requirement also applies to truck drivers and equipment operators when out of an enclosed cab.

652.3.3 Submittal of Traffic Control Plan

The Contractor shall provide continuous and effective traffic control and management for the Project that is appropriate to the means, methods and sequencing allowed by the Contract; and consistent with the Traffic Control Plans and Maintenance of Traffic Specifications. The Contractor is responsible for ensuring a safe environment for the Contract workforce, local road users, and turnpike users; and maintaining the safe efficient flow of traffic through the construction zone at all times during the Contract. The protocols and requirements outlined in the Contract shall be strictly enforced. The Contractor shall submit, at or before the Preconstruction Meeting, a Traffic Control Plan (TCP) that provides the following information to the Authority:

- a. The name, telephone number, and other contact numbers (cellular phone, pager, if any) of the Contractor's Traffic Control Supervisor (TCS). The TCS is the person with overall responsibility for insuring the contractor follows the TCP, and who has received Work Zone Traffic Control Training commensurate with the level of responsibility shown in the requirements of the Contract, and who is empowered to immediately resolve any work zone traffic control deficiencies or issues. Provide documentation that the Traffic Control Supervisor has completed a Work Zone Traffic Control Training Course (AGC, ATSSA, or other industry- recognized training), and a Supervisory refresher training every 5 years thereafter. Submit training certificates or attendance roster that includes the course name, training entity, and date of training

Traffic Control Training Course curriculum must be based on the standards and guidelines of the MUTCD and must include, at a minimum, the following:

1. Parts of Temporary Traffic Control Zone
2. Appropriate use and spacing of signs
3. Use and spacing of channelizing devices
4. Flagging basics
5. Typical examples and applications

The Traffic Control Supervisor, or designee directly overseeing physical installation, adjustment, and dismantling of work zone traffic control, will ensure all personnel performing those activities are trained to execute the work in a safe and proper manner, in accordance with their level of decision-making and responsibility. The emergency contact list shall contain a listing of individuals who may be contacted during non-work hours and shall adequately respond to the request.

- b. Proposed revisions to the construction phasing or sequencing that reasonably minimizes traffic impacts.
- c. A written narrative and/or plan explaining how traffic and pedestrians will be moved through the Project Limits, including transitions during the change from one phase of construction to the next, as applicable.
- d. Temporary traffic control treatments at all intersections with roads, rail crossings, businesses, parking lots, pedestrian ways, bike paths, trails, residences, garages, farms, and other access points, as applicable.
- e. A list of all Contractor or Subcontractor certified flaggers to be used on the Project, together with the number of flaggers which will be used for each type of operation that flagging is needed. If the Contractor is using a flagging Subcontractor, then the name and address of the Subcontractor may be provided instead of a list of flaggers.

- f. A procedure for notifying the Resident of the need to change the traffic control plan or the need to remove a lane restriction.
- g. A description of any special detours including provisions for constructing, maintaining, signing, and removing the detour or detours, including all temporary bridges and accessory features and complete restoration of the impacted land.
- h. The maximum length of requested contiguous lane closure. The Contractor shall not close excessive lengths of traffic lane to avoid moving traffic control devices.
- i. The proposed temporary roadway surface conditions and treatments. The Contractor shall provide an adequate roadway surface at all times; taking into account traffic speed, volume, and duration.
- j. The coordination of appropriate temporary items (drainage, concrete barriers, barrier end treatments, impact attenuators, and traffic signals) with the TCP.
- k. The plan for unexpected nighttime work, the contractor shall provide a list of emergency nighttime lighting equipment and safety personnel available on-site or have the ability to have them on site within an hour of the time of need.
- l. The plan for meeting any project specific requirements contained in special provision 105 and/or 107, and/or Section 656
- m. The lighting plan if night work is anticipated.

The Authority will review the TCP for completeness and conformity with Contract provisions, the current edition of the MUTCD, and Authority policy and procedures. The Authority will review and provide comments to the Contractor within 14 days of receipt of the TCP. No review or comment by the Authority, or any failure to review or comment, shall operate to absolve the contractor of its responsibility to design and implement the plan in accordance with the Contract, or to shift any responsibility to the Authority. If the TCP is determined by the Authority to be operationally ineffective, the Contractor shall submit modifications of the TCP to the Authority for review, and shall implement these changes at no additional cost to the Contract. Nothing in this Section shall negate the Contractor's obligations set forth in Section 110 - Indemnification, Bonding, and Insurance. The creation and modification of the TCP will be considered incidental to the related 652 items.

652.3.4 General

Prior to starting any work on any part of the project adjacent to or being used by the traveling public, the Contractor shall install the appropriate traffic control devices in accordance with the plans, specifications and the latest edition of Manual of Uniform Traffic Control Devices, Part VI. The Contractor shall continuously maintain the traffic control devices in their proper position, and they shall be kept clean, legible and in good repair throughout the duration of the work. If notified

that the traffic control devices are not in place or not properly maintained, the Contractor may be ordered to immediately suspend work until all deficiencies are corrected.

No equipment or vehicles of the Contractor, their subcontractors, or employees engaged in work on this contract shall be parked or stopped on lanes carrying traffic, or on lanes or shoulders adjacent to lanes carrying traffic, at any time, except as required by ongoing work operations. Contractor equipment or vehicles shall never be used to stop, block, or channelize traffic.

Vehicles parked on the shoulder shall be located so all portions of the vehicle(s) are a minimum of one foot from the traveled way. No operation (including loading or unloading vehicles) shall be conducted on or near the traveled lanes or shoulders without first setting up the proper lane closure and traffic control devices. These precautions shall be maintained at all times while this Work is being performed. The Contractor shall keep all paved areas of the highway as clear as possible at all times. No materials shall be stored on any paved area of the highway or within 30 feet of the traveled way (unless protected by concrete barriers and specifically approved by the Resident). Private vehicles owned by Contractor's employees shall be parked close together in a group no closer than 30 feet from the traveled way in pre-approved areas.

Channelization devices shall include Vertical Panel Markers, Barricades, Cones, and Drums. These devices shall be installed and maintained at the spacing determined by the MUTCD through the work area.

The Contractor shall maintain existing guardrails and/or barriers until removal is necessary for construction. The Contractor shall use a temporary barrier or appropriate channelizing devices, as approved by the Resident, while the guardrails and/or barriers are absent. Permanent guardrails and barriers shall be installed as soon as possible to minimize risk to the public.

All excavation areas adjacent to the roadway shall be channelized continuously in both directions for the length of the project in all areas where the centerline strip is not effective in accordance with the latest edition of the MUTCD.

When Contractor operations or shoulder grading leave a continuous 3 inch or less exposed vertical face at the edge of the traveled way, channelization devices should be placed 2 feet outside the edge of the pavement at intervals not exceeding 600 feet and, depending on type and location of the exposed vertical face, a 48 inch by 48 inch W8-9 Low Shoulder, or W8-11 Uneven Lane, and/or a W8-17P Shoulder Drop-Off sign should be placed at a maximum spacing of ½ mile. When Contractor operations or shoulder grading leave greater than a 3 inch exposed continuous vertical face at the edge of the traveled way, the Contractor shall place shoulder material at a slope not exceeding 3 horizontal to 1 vertical to meet the pavement grade, before the lane is opened to traffic.

Special Detours and temporary structures, if used, shall meet applicable AASHTO standards, including curve radii and grade.

Maine Turnpike Traffic Control Requirements

This Section outlines the minimum requirements that shall be maintained for working on, over, or adjacent to the Maine Turnpike roadway.

General

Two travel lanes in each direction (each direction being 24 feet wide including/excluding shoulder) in the two lane portion of the turnpike, and three travel lanes in each direction (each direction being 36 feet wide including/excluding shoulder) in the three lane portion of the turnpike (Mile 0.0 to mile 44.3) shall be maintained at all times except while performing work in a designated lane, directly over or adjacent to traffic, and during the placement and removal of traffic control devices.

No lane closures will be allowed during non-working hours, weekends and/or holiday periods unless included in the Contract as long-term traffic control requirement as outlined in Section 652 – Specific Project Maintenance of Traffic Requirements.

Any special signs, barricades or other devices deemed necessary by the Resident shall be furnished and maintained by the Contractor. Extra care shall be taken so that the traffic flow will not be disturbed. The use of construction signs and warning devices not shown on the Plans or in the MUTCD is prohibited unless approved by the Resident

The Contractor's personnel and equipment shall avoid crossing traffic whenever possible. No Contractor's vehicle may slow down or stop in a traffic lane unless said lane has previously been made safe with signs and barricades as required by the Resident.

No vehicle will move onto the traveled way at such a time or in such a manner so as to cause undue concern or danger to traffic approaching from either direction. The Contractor or his employees are not empowered to stop traffic.

The Contractor shall take necessary care at all times, in all operations and use of his equipment, to protect and facilitate traffic. During periods of idleness, the equipment shall not be left in a way to obstruct the traffic artery or to interfere with traffic.

The Contractor shall furnish approved signs reading “Construction Vehicle - Keep Back” to be used on trucks hauling to the Project. The signs shall be a minimum of 30 inch by 60 inch, Black and Orange, and meet construction sign retro reflectivity requirements

All vehicles used on the Project shall be equipped with amber flashing lights, visible from both front and rear, or by means of a single or multiple, approved type, revolving, flashing or strobe lights mounted so as to be visible 360 degrees. Auxiliary lighting shall have sufficient intensity to be visible at 500 feet in normal daylight and a flash rate between 1Hz and 4Hz. The vehicle flashing system shall be in continuous operation while the vehicle is on any part of the project and positioned

or mounted in such a way to not be obstructed by vehicle mounted or other equipment. Dump trucks and utility trucks shall have a strobe light mounted on each side of the vehicle.

Temporary Mainline Lane Closures

A lane closure is required when a danger to the traveling public may exist.

A lane closure may be required whenever personnel or equipment will be present within four feet of a travel lane.

Dump trucks shall be parked at least six feet from the travel lane when being loaded. Temporary lane closures will only be allowed at the times outlined in Special Provision, Section 652, Specific Project Maintenance of Traffic Requirements. These hours may be adjusted based on the traffic volume each day by the Resident.

The following is a partial list of activities requiring lane closures. Lane closures may be required for other activities as well:

- Milling and Paving Operations
- Bridge work
- Snow fence installation
- Drainage Installation and/or Adjustment
- Clear Zone Improvements
- Pavement Markings Layout and Placement

Lane closures shall be removed if work requiring the lane closure is not ongoing unless included in the Contract as a long term traffic control requirement or approved by the Resident.

Daytime lane closures shall be a maximum of three (3) miles. Only one daytime lane closure will be permitted per direction. Nighttime lane closures may extend through the entire length of the Project.

Temporary single lane closures are allowed upon approval of the Resident. The lane closure setup may not begin until the beginning time specified. Lane closures that are setup early or that remain in place outside of the approved period shall be subject to a lane rental fee of \$500 per five minutes for every five minutes outside of the approved time. The installation of the construction signs will be considered setting up the lane closure. Removal of the last construction sign will be considered the removal of a lane closure. Construction signs shall be installed immediately prior to the start of the lane closure and shall be promptly removed when no longer required. The installation and removal of a lane closure including signs, channelizing devices and arrow boards shall be a continuous operation. The Authority reserves the right to order removal of an approved lane closure.

The Authority desires to minimize the number of daytime lane closures and the number of times that a complete stoppage of traffic is required. The Contractor is encouraged to schedule work so that the interference with the flow of traffic will be minimized. Lane closures will not be allowed until traffic associated with complete stoppages of traffic has cleared. Complete stoppages of traffic or lane closures may not be allowed on a particular day if another complete stoppage of traffic has been previously approved for another project.

Lane closures shall be removed if work requiring the lane closure is not ongoing or approved by the Resident.

The Resident is required to receive approval from the Maine Turnpike Authority for all lane closures. The request shall be submitted to the Authority by the Resident at least two (2) working days prior to the day of the requested lane closure. All requests must be received by 12:00 p.m. to be considered as received on that day. Requests received after 12:00 p.m. shall be considered as received the following day. The Contractor shall plan the work accordingly.

Temporary Mainline Shoulder Closures

Temporary shoulder closures are anticipated at locations where Contractor access to the mainline is required.

Temporary shoulder closures with plastic drums shall be removed at the end of the workday. Temporary shoulder closures with plastic drums will not be allowed during periods of inclement weather as determined by the Authority.

The location (limits) of temporary shoulder closures with concrete barrier are shown on the Plans. The barrier must be placed prior to the start of the work requiring concrete barrier and shall remain in place until the work activity is complete.

Equipment Moves

The complete stoppage of traffic for an equipment move (including delivery of materials to the median) will be considered for approval if the action cannot reasonably be completed with the erection of a lane closure. Contractor shall be responsible for the installation of Signs CS-3, "Expect Stopped Traffic" and Signs W3-4 "Be Prepared to Stop", in accordance with the Single Lane Closure Detail immediately prior to the equipment move. These signs shall be covered when not applicable.

State Police will be used to stop traffic. Cost for State Police will be the responsibility of the Authority. The times requested for trooper assisted equipment moves by on-duty troopers cannot be guaranteed. The MTA will not be held responsible for any delays or costs associated with the delay, postponement or cancellation of an on-duty trooper assisted equipment move.

The maximum time for which traffic may be stopped and held for an equipment move at any single time shall be five (5) minutes. The duration shall be measured as the time between the time

the last car passes the Resident until the time the Resident determines that all travel lanes are clear. The traffic shall only be stopped for the minimum period of time required to complete the approved activity. The Contractor shall reimburse the Authority at a rate of \$500 per minute for each minute in excess of the five-minute allowance.

Unapproved movement of equipment or materials across the travel lanes shall be considered a violation of the Maintenance of Traffic Requirements and is subject to a minimum fine of \$500 per occurrence with an additional \$500 per minute thereafter.

Request for Complete Stoppage of Traffic

A request for a complete stoppage of traffic must be submitted to the Resident for approval. The Resident is required to receive approval from the Maine Turnpike Authority for all stoppages. The request shall be submitted to the Authority by the Resident at least five (5) working days prior to the day of the requested stoppage of traffic and two (2) days for a stoppage less than five minutes. All requests must be received by 12:00 p.m. noon to be considered as received on that day. Requests received after 12:00 p.m. shall be considered as received the following day. The Contractor shall plan the work accordingly.

652.3.5 Installation of Traffic Control Devices

All traffic control devices shall be in conformance with NCHRP 350 requirements and installed as per manufactures recommendations.

Portable signs shall be erected on temporary sign supports approved crashworthy devices so that the bottom of the sign is either 1) 12 inches or 2) greater than 5 feet above the traveled way. Post-mounted signs shall be erected so the bottom of the sign is no less than 5 feet above the traveled way, and 7 feet above the traveled way in business, commercial, and residential areas. Post-mounted signs must be erected so that the sign face is in a true vertical position. All signs shall be placed so that they are not obstructed in any manner and immediately modified to ensure proper visibility if obstructed. Signs may be mounted lower or higher to fit the situation when authorized by the Resident. Cones shall be either weighted or nailed. Tires will not be allowed as weights.

The bottom of mainline and ramp traffic control signs intending to remain longer than 3 days, except as provided in 2009 MUTCD Section 6F.03 paragraph 12, shall be mounted 5 feet or greater above the edge of pavement on posts or portable sign supports.

The Resident will verify the exact locations of the construction signs in the field.

Construction signs behind guardrail shall be mounted high enough to be visible to traffic.

Vertical panel markers shall be mounted with the top at least 4 feet above the traveled way.

Drums shall not be weighted on the top. Drain holes shall be provided to prevent water from accumulating in the drums. Drums may be weighted with up to 6 inches of loose dry sand. NHCRP 350 tested drums with tire sidewall ballasts are acceptable. During winter periods, drums shall be placed on the grass shoulder or removed from the roadway so winter maintenance operations will not be impacted. This requires the placement of drums behind the median guardrail. Drums shall not be placed on snow banks.

The Contractor shall operate and maintain the flashing arrow board unit and trailer and shall continuously supply fuel and lubrication for dependable service during the life of the contract. The units shall remain in continuous night and day service at locations designated until the Resident designates a new location or discontinuance of service.

The Contractor shall maintain the devices in proper position and clean them as necessary. Maintenance shall include the covering and uncovering of all signs when no longer applicable (even if for a very short duration). The sign shall be considered adequately covered when no part of the sign face is visible either around or through the covering.

The Contractor shall replace damaged traffic control devices with devices of acceptable quality, as directed by the Resident.

The Contractor is required to cover all existing signs, including regulatory and warning signs, within the Work zone which may conflict with the proposed construction signs. The Contractor is also required to cover all permanent construction signs when they conflict with a daily traffic control setup. The method of covering existing signs must be approved by the Resident. The use of adhesives on the sign face is prohibited.

Short-Term or Work Hour Speed

A short-term or work hour speed (Fines Doubled) is a regulatory speed limit that indicates the maximum legal speed through a work zone which is lower than the normal posted speed. The speed limit shall be displayed by black on white speed limit signs in conjunction with a black on orange "Work Zone" plate. Speed limit signs shall be installed at each mile within the work zone. Any existing regulatory speed limit signs within the reduced speed zone shall be covered once the reduced speed signs have been erected.

Two orange fluorescent flags shall be attached to all speed limit signs that are uncovered for a period of time exceeding one week. This work shall be incidental. Signs that are covered and uncovered on a regular basis are not required to have the supplemental flags.

The reduced speed limit signs shall be used when workers are adjacent to traffic, when travel lane(s) are closed, when indicated on Maintenance of Traffic Control Plans provided or other times as approved by the Resident:

The signs shall be covered or removed when not applicable. The covering and uncovering of signs shall be included for payment under Maintenance of Traffic. Signs relating to reduced speed

shall be installed in accordance with the details. The Contractor shall note that signs installed behind concrete barrier in the outside shoulder are required to be clearly visible to all drivers at all times

Lane Closure Installation and Removal Procedure

The Contractor will follow the following procedures when closing any travel lanes on the turnpike roadways:

1. The sign package shall be erected starting with the first sign and proceeding to the start of the taper. The sign crew shall erect signs with the vehicle within the outside shoulder;
2. Position the arrow board with the proper arrow at the beginning of the taper; and,
3. When arrow board is in place, continue with the drums/cones to secure the work area.

To dismantle the lane closure, start with last drums/cone placed and work in reverse order until all the drums are removed. The arrow board which was installed first shall be the final traffic control device removed, excluding the sign package. The remaining sign package shall be picked-up starting with the first sign placed and continuing in the direction of traffic and with the vehicle in the outside shoulder.

Trucking Plan

The Contractor shall submit a trucking plan to the Resident within 10 working days of the award of the Contract. The trucking plan shall consist of at least the following:

- Date of anticipated start of work per each location.
- Haul routes from plant to work area and return.
- Haul routes from work area to disposal area and return.
- Entering / exiting the work area.
- Vehicle safety equipment and Vehicle inspection.
- Personal safety equipment.
- Communications equipment and plan.

The trucking plan will not be paid for separately, but shall be incidental to the Contract.

652.3.6 Traffic Control

The minimum roadway width for local road one-way and two-way traffic, and minimum

number of lanes and lane widths for the Maine Turnpike, are identified on the Project's traffic control plans and/or in Special Provision Section 652, Maintenance of Traffic (Specific Project Maintenance of Traffic). The existing travel way width shall be maintained to the maximum extent practical. Vertical panel markers, drums, cones, or striping shall be used to clearly delineate the roadway through the construction area. Two-way traffic operation shall be provided at all times that the Contractor is not working on the project. One- way traffic shall be controlled through work areas by flaggers, utilizing radios, field telephones, or other means of direct communication.

The traffic control devices shall be moved or removed as the work progresses to assure compatibility between the uses of the traffic control devices and the traffic flow.

Pavement markings shall be altered as required to conform to the existing traffic flow pattern. Repainting of pavement marking line, if required to maintain the effectiveness of the line, shall be considered maintenance of traffic control devices. No separate payment will be made. Inappropriate existing pavement markings shall be removed whenever traffic is rerouted, and temporary construction pavement markings shall be placed. Obliteration and removal of non-applicable markings and placement of temporary construction pavement markings shall be considered maintenance of traffic control devices and will be paid for under the appropriate Contract item. Traffic changes shall not be made unless there is sufficient time, equipment, materials, and personnel available to complete the change properly before the end of the workday. This provision will not be required when traffic is rerouted for brief periods and the route can be clearly defined by channelizing devices, or flaggers, or both.

All vehicles used during the installation and removal of traffic control devices, including lane closures, shall be equipped with a vehicle-mounted lighted arrow board acceptable to the Resident. The arrow board shall be capable of displaying a left arrow, right arrow, double arrow, and a light bar.

652.3.7 Operations

The Contractor shall manage the operation of the truck mounted attenuator. The truck mounted attenuator should be utilized in lane closures and other construction operations where workers are exposed to traffic and not protected by positive means. The operation of the vehicle shall be in accordance with the Manual of Uniform Traffic Control Devices and the manufacturer's recommendation.

652.4 Flaggers

The Contractor shall furnish flaggers as required by the TCP or as otherwise specified by the Resident. All flaggers must have successfully completed a flagger test approved by the Authority and administered by an Authority-approved Flagger-Certifier who is employing that flagger. All flaggers must carry an official certification card with them while flagging that has been issued by their employer. Flaggers shall wear safety apparel meeting ANSI 107-2004 Class 3 risk exposure that clearly identifies the wearer as a person, and is visible at a minimum distance of 1,000 ft. . Retro-reflective or flashing SLOW/STOP paddles shall be used, and the flagger station shall be illuminated

to assure visibility in accordance with 652.6.2.

Flagger stations shall be located far enough in advance of the workspace so that approaching road users will have sufficient distance to stop at the intended stopping point. While flagging, the flagger should stand either on the shoulder adjacent to the traffic being controlled, or in the closed lane. At a spot obstruction with adequate sight distance, the flagger may stand on the shoulder opposite the closed sections to operate effectively. Under no circumstances shall the flagger stand in the lane being used by moving traffic or have their back to oncoming traffic. The flagger should be clearly visible to approaching traffic at all times and should have a clear escape route.

When conditions do not allow for proper approach sight distance of a flagger or storage space for waiting vehicles, additional flaggers shall be used at the rear of the backlogged traffic or at a point where approaching vehicles have adequate stopping sight distance to the rear of the backlogged traffic. All flagger stations shall be signed, even when in close proximity. The signs shall be removed or covered when flagger operations are not in place, even if it is for a very short duration.

Flaggers shall be provided as a minimum, a 10 minute break, every 2 hours and a 30 minute or longer lunch period away from the work station. Flaggers may only receive 1 unpaid break per day; all other breaks must be paid. Sufficient certified flaggers shall be available onsite to provide for continuous flagging operations during break periods. If the flaggers are receiving the appropriate breaks, breaker flagger(s) shall be paid starting 2 hours after the work begins and ending 2 hours before the work ends. A maximum of 1 breaker per 6 flaggers will be paid. (1 breaker flagger for 2 to 6 flaggers, 2 breaker flaggers for 7 to 12 flaggers, etc). If a flagger station is manned for 10 hours or more, then ½ hour for lunch will be deducted from billable breaker flagger hours.

652.41 Traffic Officers

Local road traffic officers, if required, shall be uniformed police officers. State Police officers and vehicles shall be used to warn and stop traffic on the Maine Turnpike. All State Police shall be scheduled through the Maine Turnpike Authority. The Authority will make payment for the State Police officers and vehicles directly to the State Police.

The Contractor will not be entitled to additional compensation if scheduled Work is not completed due to the unavailability of State Police.

652.5 Warning Lights

Warning lights shall be installed at locations designated by the Resident before any work is done on the portions of roadway being used by traffic. Upon installation, all warning lights shall remain in continuous operation during the life of the project, unless otherwise authorized by the Resident.

When a suitable 120-volt AC power service source is available within 500 feet of the designated warning light location, power operated flashing lights shall be installed. Two alternately flashing lamps shall be mounted approximately 24 inches above the sign, spaced approximately 24

inches apart.

When a suitable 120-volt AC power service source is not available, battery operated flashing lights may be erected. Four flashing lamps shall be mounted approximately 6 inches above the sign, spaced approximately 12 inches apart.

The power service connections shall be installed to the satisfaction of both the power company and the Resident. The Contractor shall make all necessary arrangements for the power service connections and be responsible for all charges incurred thereby, including power charges. The Contractor shall also be responsible for all outstanding bills from the electric power company for preliminary work done by the electric company for the power service connection.

When batteries are required for battery operated flashing lights, they shall be provided and replaced by the Contractor as necessary.

652.5.1 Rumble Strip Crossing

When lane shifts or lane closures require traffic to cross a permanent longitudinal rumble strip for 7 calendar days or less, the Contractor shall install warning signs that read “RUMBLE STRIP CROSSING” with a supplemental Motorcycle Plaque, (W8-15P).

When lane shifts or lane closures require traffic to cross a permanent longitudinal rumble strip for more than 7 calendar days, the Contractor shall pave in the rumble strips in the area that traffic will cross, unless otherwise directed by the Resident. Rumble strips shall be replaced prior to the end of the project, when it is no longer necessary to cross them.

652.6.1 Daylight Work Times

Unless otherwise described in the Contract, the Contractor is allowed to commence work and end work daily according to the Sunrise/Sunset Table at: <http://www.sunrisesunset.com/usa/Maine.asp>. If the Project town is not listed, the closest town on the list will be used as agreed at the Preconstruction Meeting. Any work conducted before sunrise or after sunset will be considered Night Work.

652.6.2 Night work

When Night Work occurs (either scheduled or unscheduled), the Contractor shall provide and maintain lighting on all equipment, at all work stations, and all flagger stations.

The lighting facilities shall be capable of providing light of sufficient intensity to permit good workmanship, safety and proper inspection at all times. The lighting shall be cut off and arranged on stanchions at a height that will provide perimeter lighting for each piece of equipment and will not interfere with traffic, including commercial vehicles, approaching the work site from either direction.

The Contractor shall have available portable floodlights for special areas.

The Contractor shall utilize padding, shielding or other insulation of mechanical and electrical equipment, if necessary, to minimize noise, and shall provide sufficient fuel, spare lamps, generators, etc. to maintain lighting of the work site.

The Contractor shall submit a lighting plan prior to any night work for review showing the type and location of lights to be used for night work. The Resident may require modifications be made to the lighting set up in actual field conditions.

Prior to beginning any Night Work, the Contractor shall furnish a light meter for the Residents use that is capable of measuring the range of light levels from 5 to 20 foot-candles.

Horizontal illumination, for activities on the ground, shall be measured with the photometer parallel to the road surface. For purposes of roadway lighting, the photometer is placed on the pavement. Vertical illumination, for overhead activities, shall be measured with the photometer perpendicular to the road surface. Measurements shall be taken at the height and location of the overhead activity.

Night Work lighting requirements:

Mobile Operations: For mobile-type operations, each piece of equipment (paver, roller, milling machine, etc) will carry indirect (i.e. balloon type) lights capable of producing at least 10 foot- candles of lighting around the work area of the equipment.

Fixed Operations: For fixed-type operations (flaggers, curb, bridge, pipes, etc.), direct (i.e. tower) lighting will be utilized capable of illuminating the work area with at least 10 foot- candles of light.

Hybrid Operations: For hybrid-type operations (guardrail, sweeping, Inslope excavation, etc.), either direct or indirect lighting may be utilized. The chosen lights must be capable of producing at least 10 foot-candles of light around the work area of the equipment

Inspection Operations: Areas required to be inspected by the Authority will require a minimum of 5 foot-candles of lighting. This may be accomplished through direct or indirect means.

All workers shall wear safety apparel labeled as meeting the ANSI 107-2004 standard performance for Class 3 risk exposure.

The Contractor shall apply 2- inch wide retro-reflective tape, with alternating red and white segments, to outline the front back and sides of construction vehicles and equipment, to define their shape and size to the extent practicable. Pickup trucks and personal vehicles are exempt from this requirement. The Contractor shall furnish approved signs reading "Construction Vehicle - Keep Back" to be used on trucks hauling to the project when such signs are deemed necessary by the Resident. The signs shall be a minimum of 30 inches by 60 inches, Black and Orange, with reflective sheeting meeting the material requirements of this Supplemental Specification.

All vehicles used on the Project shall be equipped with amber flashing lights, visible from both front and rear, or by means of a single or multiple, approved type, revolving, flashing or strobe lights mounted so as to be visible 360 degrees. Auxiliary lighting shall have sufficient intensity to be visible at 500 feet in normal daylight and a flash rate between 1Hz and 4Hz. The vehicle flashing system shall be in continuous operation while the vehicle is on any part of the project and positioned or mounted in such a way to not be obstructed by vehicle mounted or other equipment. Dump trucks and utility trucks shall have a strobe light mounted on each side of the vehicle.

The Resident or any other representative of the Authority reserves the right to suspend the work at any time and request a meeting to discuss violations and remedies. The Authority shall not be held responsible for any delay in the work due to any suspension under this item.

Failure to follow the approved Lighting Plan will result in a Traffic Control violation.

Payment for lighting, vehicle mounted signs and other costs accrued because of night work will not be made directly but will be considered incidental to the related contract items.

652.6.3 Traffic Coordinator and Personnel

The Contractor shall submit to the Resident for approval a list of traffic control personnel assigned to the Project including qualifications, certifications and experience.

The Traffic Coordinator duties shall include, but are not necessarily limited to:

- a. Developing, in conjunction with the Resident and Project superintendent, a traffic control program for the days' work activities which will facilitate traffic in a safe and efficient manner;
- b. Insure that all traffic control implements (signs, arrow boards, barrels, etc.) are on-site so the traffic program can be implemented effectively;
- c. Insure a safe and effective setup or take-down of all signing implements to least impact the traveling motorist; and,
- d. Working knowledge of construction signing/traffic control requirements in conformance with the latest issued Manual on Uniform Traffic Control Devices.
- e. The Contractor shall supplement the traffic control plan with a daily plan, which includes schedules for utilizing traffic coordinators and flaggers. This plan shall be submitted daily and agreed upon cooperatively with the Resident.

652.7 Method of Measurement

Signs, signs supplied by the Authority, and panel markers will be measured by the square foot for all signs authorized and installed. Flashing arrow boards, portable-changeable message signs, and flashing and steady burn lights, will be measured by each unit authorized and installed on the project. Barricades and cones will be measured by each unit authorized. Drums will be measured

by each or as a lump sum authorized and installed, as indicated on the plans and specifications. No additional payment will be made for devices that require replacement due to poor condition or inadequate retroreflectivity.

Flaggers traffic officers used during the Contract, for the convenience of the Contractor, will not be measured separately for payment, but shall be incidental to the various pay items.

The accepted quantity of traffic officer and flagger time will be the number of hours the designated station is occupied. The number of hours authorized for payment will be measured to the nearest ¼ hour.

The Authority will make payment for the State Police officers and vehicles directly to the State Police when utilized for mainline traffic control activities. State Police escorts, if required to move oversize material or equipment loads to the jobsite, will not be paid separately, but shall be incidental to the various pay items.

Maintenance of traffic control devices will be measured by the calendar day or as one lump sum, as indicated in the plans and specifications, for all authorized and installed traffic control devices. Traffic control devices will only be measured for payment the first time used. Subsequent uses shall be incidental to Item 652.361.

Warning lights will be measured by the group of lights furnished.

The vehicle mounted arrow board, mounted on trucks used for installation and removal of lane closures, will not be measured separately for payment, but shall be incidental to Item 652.361.

The traffic coordinator(s) will not be measured separately for payment, but shall be incidental to Item 652.361.

Portable light towers, lighting on equipment and lighting plan will not be measured separately for payment, but shall be incidental to the related Contract items.

Truck mounted attenuator shall be measured for payment by the calendar day for each calendar day that the unit is used on a travel lane or shoulder on the project, as approved by the Resident.

652.8 Basis of Payment

The accepted quantity of signs, signs supplied by the Authority, and panel markers will be paid for at the contract unit price per square foot. Such payment will be full compensation for furnishing (or retrieving from the Authority) and installing all signs, sign supports, and all incidentals necessary to complete the installation of the signs.

The accepted quantity of flashing arrow boards, barricades, battery operated flashing and steady burn lights, and cones will be paid for at the contract unit price each for the actual number of

devices authorized, furnished, and installed. Such payment shall be full compensation for all incidentals necessary to install and maintain the respective devices.

Failure by the contractor to follow the Contracts 652 Supplemental Specifications, Special Provisions and Standard Specification and/or the Manual on Uniform Traffic Control Devices (MUTCD) and/or the Contractors own Traffic Control Plan will result in a violation letter and result in a reduction in payment as shown in the schedule below. The Resident or any other representative of the Authority reserves the right to suspend the work at any time and request a meeting to discuss violations and remedies. The Authority shall not be held responsible for any delay in the work due to any suspension under this item. Any reduction in payment under this Special Provision will be in addition to forfeiting payment of maintenance of traffic control devices for that day.

ORIGINAL CONTRACT AMOUNT		<u>Amount of Penalty Damages per Violation</u>		
<u>From</u> <u>More Than</u>	<u>Up to and</u> <u>Including</u>	<u>1st</u>	<u>2nd</u>	<u>3rd &</u> <u>Subsequent</u>
\$0	\$1,000,000	\$250	\$500	\$1,250
\$1,000,000	\$2,000,000	\$500	\$1,000	\$2,500
\$2,000,000	\$4,000,000	\$1,000	\$2,000	\$5,000
\$4,000,000	and more	\$2,000	\$4,000	\$10,000

Failure to correct maintenance of traffic problem within one hour of notification during non-working hours or to respond immediately to a problem during Work hours, shall result in a penalty of \$150.00 per occurrence. The Resident shall be the sole judge as to the time and response.

652.8.1 Maintenance of Traffic Control Devices

Maintenance of Traffic Control Devices will be paid at the contract unit price per calendar day or lump sum price, as indicated in the plans and specifications. Such payment will be full compensation for all days that the Contractor maintains traffic as specified herein, and for moving devices as many times as necessary; for replacing devices damaged, lost, or stolen; and for cleaning, maintaining, and removing all devices used for traffic control, including replacing temporary pavement marking lines.

The contract price for Maintenance of Traffic Control Devices shall be full compensation for all days for such maintenance, encompassing all areas of the contract, regardless of whether or not the work areas or projects are geographically separated.

652.8.2 Other Items

The accepted quantities of flagger hours will be paid for at the contract unit price per hour for each flagging station occupied excluding lunch breaks, and for each approved breaker flagger. Overtime hours, as reported on the certified payrolls, will be paid an additional 30% of the bid price

for 652.38. The computation and additional payment for overtime hours will occur during the project close-out process and will be paid as additional hours of 652.38 to the nearest ¼ hour. The contract unit price shall be full compensation for hiring, transporting, equipping, supervising, and the payment of flaggers and all overhead and incidentals necessary to complete the work.

There will be no payment made under any 652 pay items after the expiration of the adjusted total contract time.

The accepted quantities of traffic officer hours will be paid for at the contract unit price per hour for each station occupied, with no additional payment for overtime. This price shall be full compensation for supplying uniformed officers with police cruisers, and all incidentals necessary to complete the work; including transportation, equipment, and supervision.

The accepted quantities of warning lights will be paid for at the contract unit price, per group, complete in place including the necessary power, and remaining in operation during active work of the project or as otherwise directed. Upon completion of the work, the lamps, fixtures, and the framework required to properly mount the lamps shall remain the property of the Contractor.

Payment for temporary pavement marking lines and pavement marking removal will be made under the respective pay item in Section 627 - Pavement Markings.

Payment for temporary traffic signals will be made under Section 643 - Traffic Signals.

There will be no payment made under any 652 pay items after the expiration of the adjusted total contract time.

The accepted quantity of Portable Changeable Message Signs will be paid for at the Contract unit price each. This price shall be full compensation for furnishing, relocating, maintaining and removing the PCMS. The price also includes all costs associated with setting-up and paying for a data cellular account, technical support, training and any costs associated with the GPS location device.

Progress payment of each PCMS shall be pro-rated over the duration of the Contract. Contract duration shall be from the specified Contract start date to substantial completion or Contract completion, whichever is sooner.

For a PCMS that fails to operate when required, the Contractor will be given 24-hours to repair or replace the PCMS. For periods longer than 24-hours, payment will be reduced based on the pro-rated time that the PCMS is out of service.

Drums will be paid for at the contract unit price each, or at the Contract lump sum price, as designated in the Plans and specifications. Such payment shall be full compensation for all drums as shown on the Plans or required to complete the work.

The Truck Mounted Attenuator(s) will be paid for at the Contract unit price per calendar day. This price shall include all costs associated with the use of the vehicle. Payment shall include operator, fuel, truck, maintenance, flashing lights, arrow board and all other incidentals necessary to operate the vehicle.

The unit price noted in the proposal sheet for the truck mounted attenuator is fixed by the Maine Turnpike Authority and may not be altered. Altering of the unit price will be a non-curable bid defect.

Payment will be made under:

<u>Pay Item</u>	<u>Pay Unit</u>
652.30 Flashing Arrow	Each
652.31 Type I Barricade	Each
652.311 Type II Barricade	Each
652.312 Type III Barricades	Each
652.32 Battery Operated Light	Each
652.33 Drum	Each
652.331 Drum	Lump Sum
652.34 Cone	Each
652.35 Construction Signs	Square Foot
652.351 Construction Signs-Supplied by Authority	Square Foot
652.36 Maintenance of Traffic Control Devices	Calendar Day
652.361 Maintenance of Traffic Control Devices	Lump Sum
652.37 Warning Lights	Group
652.38 Flaggers	Hour
652.381 Traffic Officers	Hour
652.41 Portable-Changeable Message Sign	Each
652.45 Truck Mounted Attenuator	Calendar Day

SUPPLEMENTAL SPECIFICATION

SECTION 656

TEMPORARY SOIL EROSION AND WATER POLLUTION CONTROL

Section 656 of the Standard Specifications is deleted in its entirety and replaced with the following:

656.01 Description

This work shall consist of providing temporary erosion and water pollution control during construction in accordance with these Specifications, standard details, Best Management Practices, or as otherwise directed.

The Contractor shall certify in writing to the Resident that an On-Site Responsible Party (OSRP) has been trained and is knowledgeable in erosion and sediment control (ECS) through the MaineDEP's Non-Point Source Training Center, or an equivalent program, or is licensed in the State of Maine as a Professional Engineer, Landscape Architect or Soil Scientist. Proof of certification for the OSRP, and any other Contractor employees charged with conducting ESC inspections, must be submitted to the Authority's Environmental Coordinator prior to starting work.

The Project will be performed in accordance with the MaineDOT Best Management Practices (BMP) latest issue. The Contractor shall fully comply with all erosion and sedimentation control requirements outlined in the BMP's or contained herein. Non-compliance with these requirements as determined by the Resident shall result in a financial penalty of \$1,000 per day, per violation. Any fines assessed to the Maine Turnpike Authority as a result of the Contractor's non-compliance shall be paid by the Contractor. If the Contractor fails to pay, the cost of the fine will be deducted from monies due, or which may become due, to the Contractor under this Contract.

In the event of conflict between these Specifications and other erosion and pollution control laws, rules or regulations of other Federal, State and local agencies, the more restrictive law, rules or regulations shall apply.

The standards as described below shall be met on the Project:

Water Pollution Control Requirements

(a) General

1. The Contractor must comply with the applicable Federal, State and local laws and regulations relating to prevention and abatement of water pollution.
2. Except as allowed by an approved permit or otherwise authorized by the Authority in writing, pollutants containing construction debris including excavated material, aggregate, residue from cleaning, sandblasting or painting, cement mixtures,

chemicals, fuels, lubricants, bitumens, raw sewage, wood chips, and other debris shall not be discharged into water bodies, wetlands or natural or manmade channels leading thereto and such materials shall not be located alongside water bodies, wetlands, or such channels such that it will be washed away by high water runoff. Furthermore, liquid petroleum products and other hazardous materials with the potential to contaminate groundwater may not be stored or handled in the areas of the site draining to an infiltration area, unless these portions of the site (where storage and handling of these materials) are isolated using dikes, berms, sumps and other forms of secondary containment that prevent discharge to groundwater.

3. Temporary winter stabilization must be used between November 1st and April 15th or outside of said time period if the ground is frozen or snow covered. Temporary winter stabilization involves, at a minimum, covering all disturbed soils and seeded ground that is not Acceptable Work with an approved method. Use of these methods for over-winter temporary erosion control will be paid for under the appropriate Erosion Control items included in the Contract.
4. Construction operations in water bodies or wetlands shall be restricted to the construction limits shown on the Plans and to those areas that must be entered for the construction of temporary or permanent structures, except as allowed by approved permit or otherwise authorized by the Authority in writing. Mechanized equipment shall not be operated in water bodies or wetlands except as allowed by approved permit or otherwise authorized by the Authority in writing.
5. Upon completion of the work, water bodies or wetlands shall be promptly cleared of all falsework, piling, debris or other obstructions caused by the construction operations, except as allowed by approved permit or otherwise authorized by the Authority in writing.

(b) Earthwork

If earthwork disturbance is part of the Project scope:

1. Erosion control blanket shall be installed in the bottom of all ditches except where a stone lining is planned. Seed shall be applied prior to the placement of the blanket.
2. Permanent slope stabilization measures shall be applied within one (1) week of the last soil disturbance. Newly seeded or sodded areas must be protected from vehicle traffic, excessive pedestrian traffic, and concentrated runoff until the vegetation is well-established. If necessary, areas must be reworked and restabilized if germination is sparse, plant coverage is spotty, or topsoil erosion is evident.
3. Dust control items, other than those under Standard Specification Section 637, Dust Control, if applicable, shall be included in the plan.

Construction Requirements

1. All temporary erosion control devices shall be in place and approved by the Resident prior to any operations resulting in disturbed area. Prior to construction, the Contractor shall properly install sediment barriers (e.g., silt fence) at the edge of any downgradient disturbed area and adjacent to any drainage channels within the disturbed area
2. The Contractor is responsible for all temporary drainage and erosion control measures. The Contractor shall review his construction operations and staging to determine if additional erosion control measures are required. The Resident may also request additional erosion control measures. The cost for all erosion control devices necessary, due solely to the Contractor's construction operations and not shown on the Plans, shall be borne solely by the Contractor.
3. Inspections shall be conducted (1) at least once a week as well as before and after a storm event and prior to completing permanent stabilization measures; and (2) by a person knowledgeable of erosion and stormwater control, including the standards and conditions in the permit if applicable.
4. The Contractor shall maintain all measures in effective operating condition until areas are permanently stabilized. If BMPs need to be modified (i.e., corrective action, additional BMPs installed, etc.), implementation must be completed within seven (7) calendar days and prior to any storm event.
5. Temporary erosion control measures shall be maintained until the site is permanently stabilized with vegetation or other permanent control measures.
6. The Contractor will immediately take appropriate measures to prevent erosion or sedimentation from occurring or to correct any existing problems regardless of the time of year.
7. During periods of approved suspension, the Contractor shall inspect and maintain temporary and permanent erosion and sedimentation controls.
8. Work in wetlands is prohibited except to the minimum extent necessary for completion of the work as detailed on the Plans. Excavated and other material shall not be stockpiled in wetlands. Haybales, silt fence or other suitable barriers shall be used, where necessary, to prevent sedimentation from eroding materials.
9. Disturbance of natural resources beyond the construction limits shown on the Plans is not allowed.
10. Existing ditches shall be maintained until the new ditches are stabilized. Stone check dams shall be placed in existing ditches prior to construction as to prevent the release of sedimentation. Stone check dams shall be installed at the outlets of all existing and proposed ditches adjacent to all stream and wetlands.
11. For proposed ditches, stabilize the outlet first and build from the bottom up. Only excavate what can be stabilized or protected by the end of the work day.
12. Before permitting permanent channels to carry water, they shall be stabilized. This may require the installation of temporary erosion control BMP's or temporarily diverting flows.
13. All cross culvert outlets shall be armored before the end of the work day.
14. The Contractor's operation may require the placement of temporary pipes and fill over a ditch line to provide access to the work area. The Resident shall approve the size of

- the pipe. The placement and removal of the temporary access shall not be measured for payment and shall be incidental to the Excavation item.
15. Bare earth slopes shall be roughened to dissipate sheet flow. This shall be accomplished by “tracking” the slope perpendicular to the centerline. This work will not be measured separately for payment, but shall be incidental to the Excavation item.
 16. Uncured concrete shall not be placed directly into the water body. Concrete may be placed in forms and shall cure at least one (1) week prior to form removal. No washing of tools, forms, etc. shall occur in or adjacent to the water body or wetland.
 17. The Contractor shall contain all demolition debris (including debris from wearing surface removal, sawcut slurry, dust, etc.) and shall not allow it to discharge to any resource. Litter, construction debris, and chemicals exposed to stormwater must be prevented from becoming a pollutant source. The Contractor shall dispose of debris in accordance with Maine Solid Waste Law, Title 38 M.R.S.A., Section 1301 et. seq.
 18. No wheeled or tracked equipment shall be operated in the water. Equipment operating on the shore may reach into the water with a bucket or similar extension. Equipment may NOT cross streams.
 19. The Contractor shall not remove rocks from below the normal high water line of any wetland, great pond, river, stream or brook, except to the extent necessary for completion of the work and as allowed by environmental permits.

Spill Prevention Control and Countermeasure (SPCC) Plan

Any areas where petroleum products, oils or non-petroleum hazardous materials are handled or stored will require a Spill Prevention Control and Countermeasure (SPCC) Plan. These materials may not be stored or handled in areas of the site draining to an infiltration area. The Plan will be submitted to the Resident before construction begins. In addition to petroleum products and hazardous materials, controls must be used to prevent additional pollutants (i.e., fertilizers, pesticides, salt/brine, litter, construction demolition debris, etc.) from being discharged from materials on-site, including storage practices to minimize exposure of the materials to stormwater, and appropriate spill prevention, containment, and response planning and implementation. The Plan shall provide the following information at a minimum:

1. The name and emergency response numbers (telephone number, cellular phone and pager numbers, if applicable) of the Contractor’s representative responsible for spill prevention and response;
2. Description of handling or storage location noting setbacks from water bodies where relevant. Significant sand and gravel aquifers and other sensitive resources, including infiltration areas, must be avoided wherever possible;
3. Description of storage and containment facilities, such as dikes, berms, sumps, and other forms of secondary containment that prevent discharge to groundwater or surface water;

4. Description of equipment and/or materials used to prevent discharges (including sorbent materials);
5. Preventative measures to minimize the possibility of a spill; and,
6. Contingency plan if spill should occur.

The approved plan must be posted at the Project site. All personnel working in the area are required to read and be familiar with the plan.

There shall be no separate payment for preparation of a SPCC Plan acceptable to the Resident and preparation shall be incidental to the work.

Notification of Authority of Hazardous Material Spills

In addition to MaineDEP reporting requirements for spills greater than five (5) gallons, the Contractor shall notify the on-site Resident Inspector. The on-site Resident Inspector shall notify the Maine Turnpike Radio Room at 207-871-7701. When the on-site Resident Inspector is not available, the Contractor shall notify the Maine Turnpike Radio Room directly at 207-871-7701.

In addition to MaineDEP reporting requirements for all spills where any stream or water body is threatened, the Contractor shall notify the on-site Resident Inspector. The on-site Resident Inspector shall notify the Maine Turnpike Radio Room at 207-871-7701. When the on-site Resident Inspector is not available, the Contractor shall notify the Maine Turnpike Radio Room directly at 207-871-7701.

These notification procedures shall be incorporated into the Spill Prevention Control and Countermeasure (SPCC) Plan.

Responsibility for Control and Cleanup of Hazardous Material Spills

The Contractor shall be responsible to control spills and properly cleanup, containerize, and dispose of petroleum and/or other hazardous material waste that results from the actions and/or equipment of the Contractor or his employees, subcontractors and suppliers. Chemicals, exposed to stormwater must be prevented from becoming a pollutant source.

The Contractor shall also be responsible for all direct and indirect costs associated with the control of spills and proper cleanup, containerization, and disposal of petroleum and/or other hazardous material waste that results from the actions and/or equipment of the Contractor or his employees, subcontractors and suppliers.

656.02 Temporary Erosion and Sedimentation Control Devices - Materials

The Contractor shall install and maintain all temporary erosion and sedimentation control materials in accordance with the manufacturer's recommendations or the latest BMP's.

1. Baled hay shall be bales at approximately 14 by 18 by 30 inches, or an equivalent, securely tied to form a firm bale.
2. Flexible drainage pipe shall consist of collapsible neoprene pipe, a minimum of 12 inches in diameter or equal.
3. Silt Fence
 - (a) Posts - Either hardwood posts or steel posts shall be used. Hardwood posts shall be straight, at least 18 inches longer than the height of the silt fence and at least one inch by one inch.

Staples shall be of No. 9 wire.

Steel posts shall be at least 18 inches longer than the height of the silt fence and have the means provided for fastening wire to the fence.

- (b) Wire Support Fence - If required, wire support fence shall be at least two inches higher than the height of the silt fence. Horizontal and vertical wires shall be spaced no more than six inches apart. The top and bottom wires shall be at least 10 gauge; all other wires at least 12 gauge.
- (c) Fabric - The woven geotextile fabric and components shall be made from polypropylene, polyester, polyamide or other chemically stable material and be resistant to ultraviolet radiation degradation for at least 12 months of installation. Silt retention capacity shall be no less than 75 percent. The fabric shall have a Mullen burst test of no less than 260 pounds per square inch with a maximum average sieve opening size of No. 20 to No. 60. Roll width of the fabric shall be no less than six inches wider than the height of the fence, except fabric for boom supported floating silt fence which shall be no less than two feet wider than the design width.
- (d) Flotation Devices – Boom supported floating silt fence shall consist of suitable, flexible plastic or synthetic rubber barrier supported on the top (or floated on the top using six inch “minimum” Styrofoam logs) and sides, and weighted or anchored on the bottom to form a continuous vertical barrier to contain within the designated area(s), silt and clay-size particles suspended or carried by water. The flotation boom and weighing devices for boom supported floating silt fence shall be sufficient to hold the fence in an approximately vertical position.

656.03 Temporary Erosion and Sedimentation Control Devices - General

Temporary Erosion Checks - Temporary erosion checks shall be constructed in ditches and at other locations designated. Checks shall be in accordance with the Standard Detail unless otherwise directed.

Baled hay shall be used in other areas as necessary to inhibit soil erosion.

During winter construction, November 1st through April 15th, all areas being constructed within 75 feet of a protected natural resource shall be protected with a double row of silt fence.

Sediment deposits behind haybales and silt fence shall be removed when the depth of sediment reaches 50 percent of the erosion control device height.

The Contractor is also required to have on-site, at all times, 25 percent additional Contract quantities of silt fence for use as backup devices.

656.04 Temporary Erosion and Sedimentation Control Devices – Construction Requirements

1. Erosion Control Filter Berm

The Contractor may opt to furnish and install an erosion control filter berm in lieu of silt fence. The erosion control filter berm shall be a water permeable windrow of a composted bark mix to remove suspended soil particles from water moving off the site. Erosion control filter berm shall be considered an erosion control device. The material and specific application shall be submitted to the Resident for approval.

The erosion control berm shall be placed uncompacted, in a windrow in locations approved by the Resident. The cross section of the berm shall be four feet wide at the base and 1-1/2 feet high at the center. The erosion control filter berm shall be removed when no longer required, as determined by the Resident, and shall be distributed over an adjacent area.

2. Temporary Berms

When designated, temporary barriers shall be constructed along the edge of the embankment. The barriers shall be of embankment earth material, gravel or sand as available and shaped approximately as shown in the Standard Details. The barriers shall be compacted with the wheels of construction equipment. When placed on pavement, the berms shall be constructed of asphalt grindings or other non-erodible soil material as approved by the Resident, and shaped as shown in the Standard Details.

At designated intervals, temporary slope drains shall be constructed with a crescent shaped barrier placed at each slope drain to direct the water into the inlet pipe.

3. Temporary Slope Drains

Collapsible pipe with corrugated metal pipe inlet shall be placed down the embankment slopes at designated locations and in accordance with the Best Management Practices. At the outlet end of the drain, dumped stone shall be placed to prevent scoring unless otherwise directed.

4. Silt Fence

The silt fence shall be installed downhill of disturbed slopes as shown on the Plans or as approved. The Contractor shall have the option to provide a reinforced filter fabric or an un-reinforced filter fabric attached to a wire fence.

The fence posts shall be spaced as specified by the Resident, however, not to exceed a maximum of eight feet [2.5 m] apart when either type of silt fence is used and be driven a minimum of 18 inches [450 mm] into the ground.

The geotextile fabric shall be secured to the post or fence by suitable staples, tie wire or hog rings in such a manner as to prevent tearing and sagging of the fabric. The bottom flap of the geotextile fabric shall be entrenched into the ground a minimum depth of six inches [150 mm] to prevent water from flowing under the fence. The geotextile shall be spliced together only at support posts with a minimum six inches [150 mm] overlap and secure post connection which prevents leakage of silt. The top of the geotextile shall be installed with a reinforced top end section.

The Contractor shall maintain the silt fence in a functional condition at all times. All deficiencies shall be immediately corrected by the Contractor. The Contractor shall make a daily inspection of silt fences in areas where construction activity causes drainage runoff, to ensure that the silt fences are properly located for effectiveness. Where deficiencies exist, additional silt fences shall be installed as approved or otherwise directed.

Sediment deposits shall be removed when sediments reach 50 percent of the height of the device. All sediment deposits remaining in place after the device is no longer required shall be graded to conform to the existing ground, seeded and mulched immediately.

Geotextile fabric which has decomposed or has become ineffective and is still needed shall be replaced with material equal to the original design.

5. Boom Supported Floating Silt Fence

Prior to starting any work within the river, the Contractor shall furnish and install a boom supported floating silt fence to completely surround the work area as shown on the Plans or as approved by the Resident. The boom supported floating silt fence shall remain in place a minimum of 48-hours after the completion of the work. The Contractor shall then remove the boom supported floating silt fence from the river.

The silt fence fabric shall be securely attached to the flotation boom with a continuous weight placed the entire length of the fence to maintain the fence in a vertical submerged position from the surface of the water to the design depth.

Anchor's shall be placed at the ends of the fence, and intermediate locations if

necessary, to hold the fence securely in place.

6. Temporary Mulch

Temporary stabilization with mulch or other non-erodible cover is required on all exposed soils that will not be worked for more than 7 days. Areas within 75 feet of a wetland or waterbody shall be stabilized within 48 hours of the initial disturbance of the soil or prior to any storm event, whichever comes first.

The Contractor is responsible for applying temporary mulch as necessary, in accordance with the latest edition of the BMP's, to minimize soil erosion prior to the application of the final slope treatment.

Temporary mulch applied during the winter months of November 1st through April 15th shall be applied at twice the standard temporary stabilization rate or 150 lbs. per 1,000 square feet or three tons/acre. Mulch shall not be spread on top of snow and shall be anchored with mulch netting on slopes steeper than eight percent unless erosion control blankets or erosion control mix is being used on the slopes.

The Contractor shall review his construction operations and staging to determine how much temporary mulching is required.

656.05 Temporary Erosion and Sedimentation Control Devices - Maintenance

The erosion control devices will be cleaned, repaired or replaced as necessary. All deficiencies shall be corrected immediately by the Contractor.

656.06 Temporary Erosion and Sedimentation Control Devices - Removing and Disposing

When disturbed areas have been permanently stabilized, temporary erosion control devices, including stone check dams, shall be removed. However, erosion control mix filter berms may be spread out, seeded and left to decompose. Areas disturbed during the removal of the erosion control devices shall be repaired and properly stabilized.

When removed, such devices may be reused in other locations provided they are in good condition and suitable to perform the erosion control for which they are intended. Reused devices, if approved, will be measured for payment.

656.07 Erosion Control Compliance Officer

The Contractor shall designate an Erosion Control Compliance Officer (CECCO) on this Project who shall be a "DEP Certified Contractor" or have had equivalent training approved by the Authority. The Contractor shall provide the Resident with the name of the CECCO and any phone numbers or pager numbers that can be used to contact the person in case of emergency.

Before commencing any work that could disturb soils or impact water quality, the CECCO must field review the Project with the Resident's ECCO (RECCO).

656.08 Inspection and Recordkeeping

The CECCO shall accompany the RECCO in the inspection of all erosion control devices. An inspection log shall be maintained by the Resident for the duration of the Project. The log will include daily on-site precipitation and air temperature as well as the performance, failure and/or any corrective action for all erosion and sedimentation controls in place. The log will be updated at least weekly and after all significant storm runoff or flood events. The log shall be signed by the RECCO and the CECCO after each inspection.

Failure to comply with the erosion and sedimentation control requirements herein or as directed by the RECCO within 24-hours after the violation is noted in the inspection log, will result in the \$1,000 per day per violation penalty until the violation is corrected to the satisfaction of the Resident.

656.09 Method of Measurement

Baled hay will be measured for payment by the number of bales or bags satisfactorily placed.

Temporary berms and temporary slope drains will be measured for payment by the linear foot measured parallel with the flow line including the pipe inlet.

Temporary silt fence will be measured by the linear foot along the gradient of the fence, end post to end post.

Boom supported floating silt fence will be measured by the linear foot.

Erosion control filter berm shall be measured by the linear foot.

The quantity of additional haybales and silt fence material required herein will be measured for payment only when and if they are actually put to use as additional measures on the Project as approved by the Resident. Haybales and silt fence material used for maintenance or replacement of existing devices will not be measured for payment.

The removal of silt and other material from behind the erosion control devices will not be measured separately for payment, but shall be incidental to the Erosion Control items.

Temporary Mulch – See Section 619 Mulch.

656.10 Basis of Payment

The accepted quantity of baled hay or sandbags will be paid for at the Contract unit price each for each bale or bag which price shall be full compensation for furnishing and placing the bales or sandbags, for furnishing and driving the stakes for baled hay, for maintaining the bales, stakes or

sandbags, and for the removing and disposing of the bales, stakes or sandbags when no longer needed.

The accepted quantity of temporary berms will be paid for at the Contract unit price per linear foot of berm which price shall be full compensation for furnishing, placing and compacting material, for maintaining and for removing the berm when no longer needed.

There will be no separate payment for excavation in the construction of temporary erosion control items under this Section and all necessary excavation shall be incidental to the work.

The accepted quantity of dumped stone will be paid for at the Contract unit price per cubic yard which price shall be full compensation for furnishing the stone, transporting, placing and shaping. Payment for removal or for covering will be made under Item 629.05, Hand Labor, and the appropriate Equipment Rental items.

The accepted quantity of temporary silt fence and boom supported floating silt fence will be paid for at the Contract unit price per linear foot complete in place. Payment shall be full compensation for furnishing, installing, maintaining, anchoring, replacing deteriorated geotextile and clogged geotextile when required and for removing and disposing of the fence when no longer needed.

The accepted quantity of erosion control filter berm will be paid for at the Contract unit price per linear foot under Item 656.632, 30 Inch Temporary Silt Fence, which price shall be full compensation for furnishing, placing, maintaining, and removing the erosion control filter berm.

Cost of seeding and mulching the area after removal of the temporary silt fence will be paid for at the Contract unit prices for Item 618, Seeding, and Item 619, Mulch.

Temporary Mulch – See Section 619 Mulch.

Payment will be made under:

<u>Pay Item</u>		<u>Pay Unit</u>
656.50	Baled Hay, in place	Each
656.60	Temporary Berms	Linear Foot
656.62	Temporary Slope Drains	Linear Foot
656.632	30 inch Temporary Silt Fence	Linear Foot
656.64	Boom Supported Floating Silt Fence	Linear Foot